

## Research Article

# Development of Nano Thermodynamics With its Applications to Different Types of Nanomaterials

Priya Paneru<sup>1\*</sup> , Munish Kumar<sup>2</sup> 

<sup>1,2</sup>Dept. of Physics, G. B. Pant University of Agriculture and Technology, Pantnagar, 263145, India

\*Corresponding Author: priyapaneru02@gmail.com

Received: 08/Apr/2024; Accepted: 10/May/2024; Published: 30/Jun/2024. | DOI: <https://doi.org/10.26438/ijrpsas/v12i3.18>

**Abstract**— Simple thermodynamics is discussed to study the properties of nanomaterials. The method is used to study the size and shape dependence of thermodynamic properties of nanomaterial. We applied it to predict the compression, thermal expansion and their size and shape dependence of different type of nanomaterials. The results are compared with the available experimental data. A good agreement between theory and experiment demonstrates the validity of the theory. It is found that the theory reduces the number of parameters and is applicable to different types of nanomaterials, under varying conditions of size, shape, pressure and temperature. The application to different type of nanomaterials demonstrates the universal nature of the theory. Such simplicity, wide applicability and good agreement with experimental data never seen earlier for nanomaterials.

**Keywords** — Size, shape, thermodynamics, nanomaterials, equation of state.

## 1. Introduction

It has been discovered that nanoparticles differ from bulk materials in terms of their behaviour. High surface to volume ratio is responsible for this. Nanoscience and technology are now expanding quickly. The nanotechnology focuses on phenomena and material manipulation at the nano scale. Applications of systems using nanoscale shape and size control are known as nanotechnologies. Grain size, shape, pressure and temperature conditions of nanomaterials are very useful at present. It has been well recognised that properties depend on size, shape, temperature and pressure. The studies of nanomaterials for various conditions are very important for the extension of the material science. Increasing temperature and pressure have many applications and several paths for assembling or phase transformations that constitute a new way for the innovation of new materials.

Effect of size and shape on nanomaterials is well known in the literature [1,2] in addition to the pressure and temperature effects [3]. There are some models that shows the effect of size on the behavior of nanomaterials [4]. While some work on metals and insulators has been recorded, semiconductors have been the focus of the majority of high-pressure research on nanocrystalline materials. Generally speaking, but at higher pressure, it has been discovered that nanocrystals go through the same phase change as their large grain counterparts[5-8]. It has been recognised that equation of state (EOS) and bulk modulus also depend on size of nano materials[9-10]. Jiang et

al[11] studied compressibility of nano-structured Fe-Cu experimentally.

Chen et al[8] reported experimental studies for nanocrystalline Fe using diamond anvil cell upto 46GPa and used Birch-Murnaghan (BM) EOS to explain the results. Swamy et al[12] studied the compression behaviour of TiO<sub>2</sub> to 35 GPa using synchrotron X-ray diffraction. Liu et al[13] used diamond anvil cell in situ high pressure Raman scattering and energy dispersive X-ray diffraction to study compression of 3C-SiC and He et al[14] reported the compression of SnO<sub>2</sub> nanocrystals. Marquardt et al[15] reported the experimental studies for MgO. Xiao et al[16] studies compression behaviour of CsPbBr<sub>3</sub> using Diamond anvil cell. Rhenium diboride (ReB<sub>2</sub>) is a super hard material which can scratch the diamond and may be synthesized under the ambient pressure. Lei et al[17] studied the compression of Re<sub>0.52</sub>W<sub>0.48</sub>B<sub>2</sub> and ReB<sub>2</sub>. Recently, Yue et al[18] reported the high-pressure behaviour of fullerene-like nanoparticles (IF-WS<sub>2</sub>). During all these studies BM EOS has been used, which depends on the bulk modulus (B<sub>0</sub>) and its first order derivative (B'<sub>0</sub>) at zero pressure (using the notations of present work).

Due to the wide application of pressure and temperature, several other EOS models have been reported in the literature[20-24]. All these EOS were proposed for bulk material. However, few of them deserve to be used for nanomaterials as discussed by Bhatt and Kumar [25]. Moreover, their application needs the input parameters B<sub>0</sub> and B'<sub>0</sub>. It should be mentioned that these parameters are not

available for nanomaterials. Their theoretical calculations or experimental measurement for nanomaterials seems to be very difficult. Therefore, it become legitimate and also useful to develop the theory free from the problems as discussed above, using the concept of nanoscience and reduce the number of parameters and also consider the temperature, size and shape effects. However, it is much difficult task in theory. Moreover, we devoted efforts.

## 2. Theoretical formulation

One of the elastic constants is the bulk modulus. This predicts the compressibility of the material. It is well known that the bulk modulus depends on the temperature as well as pressure, for bulk materials [26]. For nanomaterials the bulk modulus also depends on the size and shape in addition to the pressure and temperature. It becomes much difficult to predict the bulk modulus of nanomaterials under varying conditions of size, shape, pressure and temperature. Recently, Pandey and Kumar [27] reported the theory for this purpose of bulk modulus for nanomaterials, which gives following relation

$$\frac{B_n}{B_b} = \left(1 - \frac{N}{2n}\right)^4 \tag{1}$$

where  $B_n$  the bulk modulus of nanomaterial.  $B_b$  the bulk modulus of bulk material and  $N$  the number of surface atoms,  $n$  the total number of atoms in solid.

$B_n$  is defined as

$$B_n = -V \left(\frac{dP}{dV}\right)_T \tag{2}$$

Eq. (1) and Eq. (2) gives, (at constant temperature)

$$-\frac{V}{B_b} \left(\frac{dP}{dV}\right) = \left(1 - \frac{N}{2n}\right)^4 \tag{3}$$

Integrating both sides, we get

$$-\frac{1}{B_{ob}} \left(1 - \frac{N}{2n}\right)^{-4} \int_0^P dP = \int_{V_0}^V \frac{dV}{V} \tag{4}$$

$$-\frac{1}{B_{ob}} \left(1 - \frac{N}{2n}\right)^{-4} P = \ln\left(\frac{V}{V_0}\right) \tag{5}$$

or

$$P = -B_{ob} \ln\left(\frac{V}{V_0}\right) \left(1 - \frac{N}{2n}\right)^4 \tag{6}$$

Eq. (6) gives the relation of pressure and volume under isothermal condition. An important point is that it contains only one parameter  $B_{ob}$ , which corresponds to the bulk state of the concerned material and readily available in the literature. Thus, Eq. (6) reduces the number of parameters.

It has been discussed by Bhatt and Kumar [2] that  $N/2n$  depends on size and shape. These values for different shapes have been compiled in Table1. Thus, we get the EOS for different shape of nanomaterials as given below:

Film:

$$P = -B_{ob} \ln\left(\frac{V}{V_0}\right) \left(1 - \frac{0.666d}{h}\right)^4 \tag{7}$$

Dodecahedral:

$$P = -B_{ob} \ln\left(\frac{V}{V_0}\right) \left(1 - \frac{0.898d}{a}\right)^4 \tag{8}$$

Icosahedral:

$$P = -B_{ob} \ln\left(\frac{V}{V_0}\right) \left(1 - \frac{1.323d}{a}\right)^4 \tag{9}$$

Wire:

$$P = -B_{ob} \ln\left(\frac{V}{V_0}\right) \left(1 - \frac{1.333d}{L}\right)^4 \tag{10}$$

Spherical:

$$P = -B_{ob} \ln\left(\frac{V}{V_0}\right) \left(1 - \frac{2d}{D}\right)^4 \tag{11}$$

Hexahedral:

$$P = -B_{ob} \ln\left(\frac{V}{V_0}\right) \left(1 - \frac{2d}{a}\right)^4 \tag{12}$$

Octahedral:

$$P = -B_{ob} \ln\left(\frac{V}{V_0}\right) \left(1 - \frac{2.449d}{a}\right)^4 \tag{13}$$

Tetrahedral:

$$P = -B_{ob} \ln\left(\frac{V}{V_0}\right) \left(1 - \frac{4.898d}{a}\right)^4 \tag{14}$$

We used Eqs (7-14) for the study of shape effect on nanomaterials.

## 3. Temperature Effect

To include the temperature effect in Eq. (6), we may develop the as follows. The thermal pressure reads as[28]

$$\left(\frac{\partial P_{Th}}{\partial T}\right)_V = \alpha_{on} B_{on} \tag{15}$$

$\alpha_{on}$  is volume thermal expansion coefficient and Eq. (15) can be integrated as follows[28]

$$P_{Th} = \int_{T_0}^T \alpha_{on} B_{on} dT$$

or

$$P_{Th} = \alpha_{on} B_{on} (T - T_0) \tag{16}$$

Now including the temperature effect, in Eq. (6) using (16), we get the following relation

$$P = -B_{ob} \ln\left(\frac{V}{V_0}\right) \left(1 - \frac{N}{2n}\right)^4 + \alpha_{on} B_{on} (T - T_0) \tag{17}$$

Eq. (17) may be regarded as EOS for nanomaterials. At  $P=0$ , using the relation  $\alpha_{ob} B_{ob} = \alpha_{on} B_{on}$  as discussed earlier [29], we get the relation

$$\frac{V}{V_0} = \exp \left[ \alpha_{ob} \left(1 - \frac{N}{2n}\right)^{-4} (T - T_0) \right] \tag{18}$$

Now, putting the values of  $N/2n$  as given in Table 1, we formed the formulation of different shapes for thermal expansion and used in the present paper.

## 4. Results And Discussion

We have developed a simple theory to understand the effect of size, shape, pressure and temperature on nanomaterials. The theory gives Eq. (6) for the size and shape dependence of compression behaviour. To test the validity of model, we selected different types of nanomaterials. The selection of these materials is based on the condition that the experimental information is available so that the model predictions may be compared. The input data [8,11-19] are compiled in Table 1. We used Eq. (6) to compute pressure dependence of  $V/V_0$  for different nano materials. These results are summarized in Figures 1-10 with the experimental data [8,11-19]. Very good agreement between theoretical predictions and experimental data are found. This demonstrates the validity of the theory developed in present paper. During high pressure studies of materials, it has been found<sup>[24]</sup> that the maximum deviations with theory and experiments occur at highest pressures. We have therefore calculated the percentage deviations at highest pressures, which have been reported in Table 1. This clearly demonstrate the validity of the model proposed during present study. Eq. (6) may also be used to study the shape effect using the values of  $N/2n$  from Table 1 which gives the Eq. (7-14). Using these equations, we have computed the compression of nanomaterials for several shapes. The results obtain are reported in Figure 11-12. This shows that compression behaviour is affected by shape also.

It should be mentioned that Eq. (6) has been derived at constant temperature and therefore may be regarded as

isothermal EOS. To make it complete, we have added thermal pressure terms, which gives Eq. (17). Now Eq.(17) is the complete EOS for nanomaterials. An important point is that it includes the effect of size and shape, an important aspect of nanoscience. A review of literature shows that a sufficient information is available regarding thermal expansion of nanomaterials. At  $P=0$ , Eq. (17) may be rewritten as Eq. (18). We used our Eq. (18) to predict  $V/V_0$  at different temperatures. The results are reported in Figures 13-17. A good agreement between theory and experiment [31-35] further reflects the suitability of the model proposed. The model predicts that  $V/V_0$  depends linearly on temperature. The linear behaviour, have also been reported experimentally for nanomaterials[30]. Thus, the model predictions are also consistent with the experimental observations of Lu et al [30] for nanomaterials.

Eq. (18) has been further used to understand the effect of shape on thermal expansion of nanomaterials. This depends on the values of  $N/2n$ . By using these values as compiled in Table 1, we get the corresponding relations. The computed values of shape dependent of thermal expansion are reported in Figure 18-19. It is observed that  $V/V_0$  is maximum for tetrahedral shape and minimum for film. For other shapes the values lie in between these two sets. Thus, thermal expansion depends on shape also in addition to size, we are reporting these theoretical results in the absence of experimental data for the benefit of researchers engaged in the thermal properties of nanomaterials.

**Table 1.** Input data used in the present work[2,8,11-19].

Material	$B_{0b}$ (GPa)	Pressure (GPa)	P. D.	Shape	$N/2n$	Material	d(nm)	$\alpha_{0b}$ ( $10^{-5} \text{ K}^{-1}$ )
Fe-Cu (14 nm)	151	7	0.11	Film	0.666 d/h	Se	0.437	9.45
Fe (10 nm)	179.4	42	0.59	Dodecahedral	0.898 d/a	ZnO	0.368	1.05
TiO <sub>2</sub> (40nm)	180	16	0.56	Icosahedral	1.323 d/a	Al	0.286	7.0
3C-SiC (30 nm)	260	21	0.31	Wire	1.333 d/L	Ni	0.248	3.3
SnO <sub>2</sub> (14nm)	225	40	0.13	Spherical	2d/D	Fullerene	0.220	1.55
MgO (20nm)	177	29	2.1	Hexahedral	2d/a			
CsPbBr <sub>3</sub> (11.7nm)	20.9	1	0.32	Octahedral	2.449 d/a			
Re <sub>0.52</sub> W <sub>0.48</sub> B <sub>2</sub> (120 nm)	314	53	1.2	Tetrahedral	4.898 d/a			
ReB <sub>2</sub> (50nm)	343	34	1.1					
IF-WS <sub>2</sub> (95nm)	56.7	14	2.5					

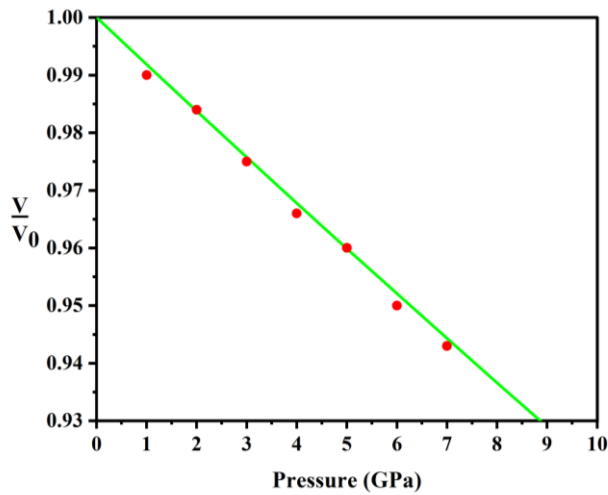


Figure 1. Effect of pressure on  $V/V_0$  for Fe-Cu, — represents present work (Eq.6) and ● experimental data [11].

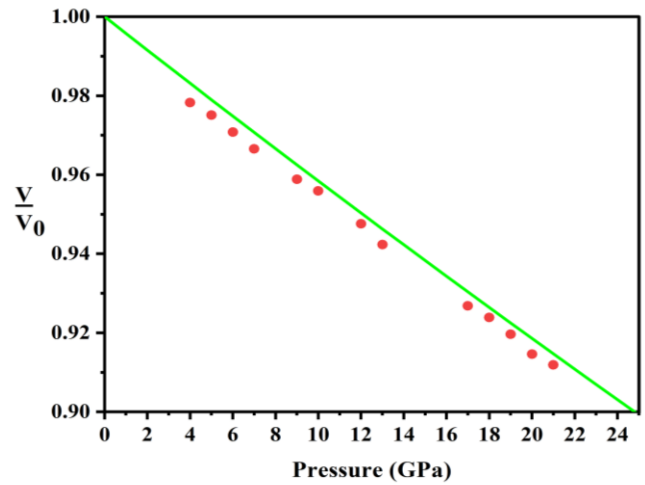


Figure 4. Effect of pressure on  $V/V_0$  for 3C-SiC, — represents present work (Eq.6) and ● experimental data [13].

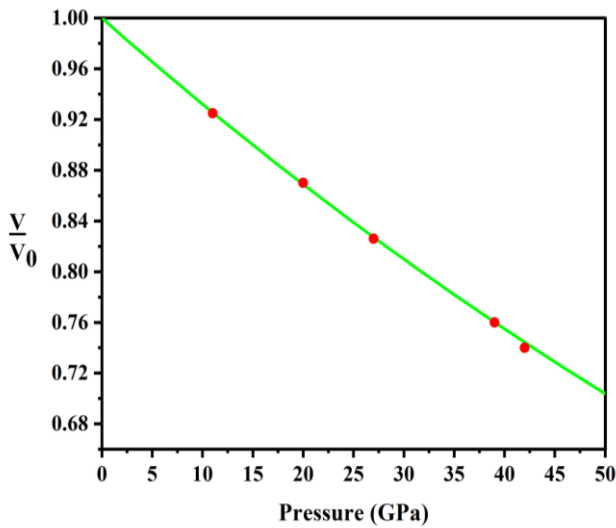


Figure 2. Effect of pressure on  $V/V_0$  for Fe, — represents present work (Eq.6) and ● experimental data [8].

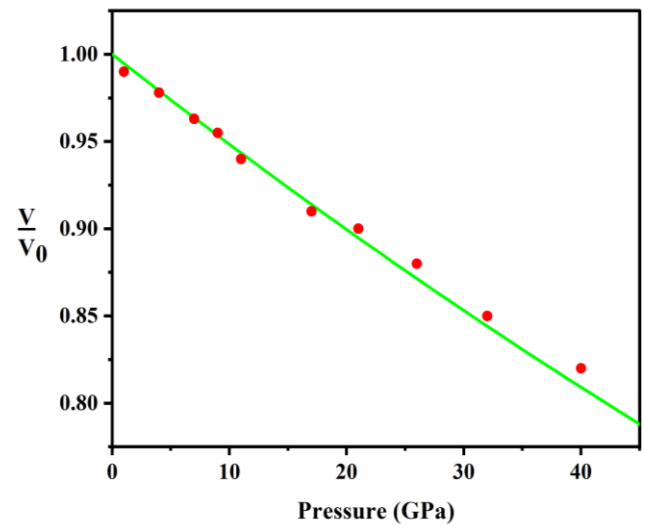


Figure 5. Effect of pressure on  $V/V_0$  for SnO<sub>2</sub>, — represents present work (Eq.6) and ● experimental data [14].

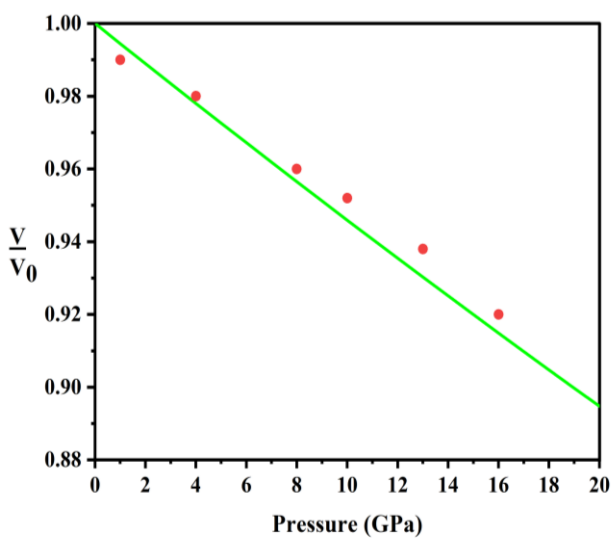


Figure 3. Effect of pressure on  $V/V_0$  for TiO<sub>2</sub>, — represents present work (Eq.6) and ● experimental data [12].

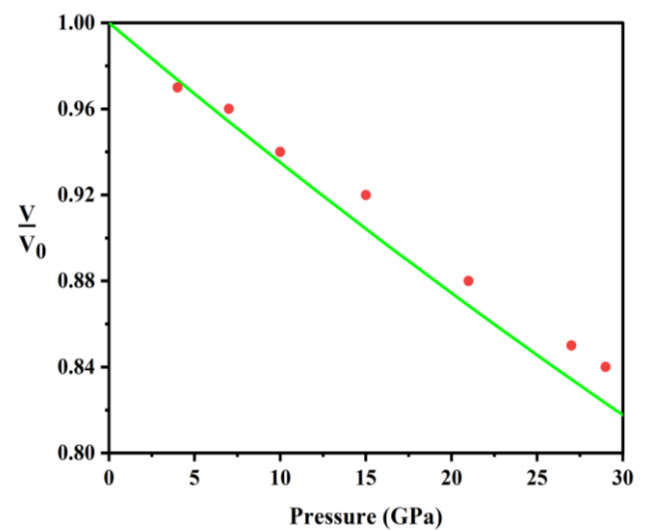


Figure 6. Effect of pressure on  $V/V_0$  for MgO, — represents present work (Eq.6) and ● experimental data [15].

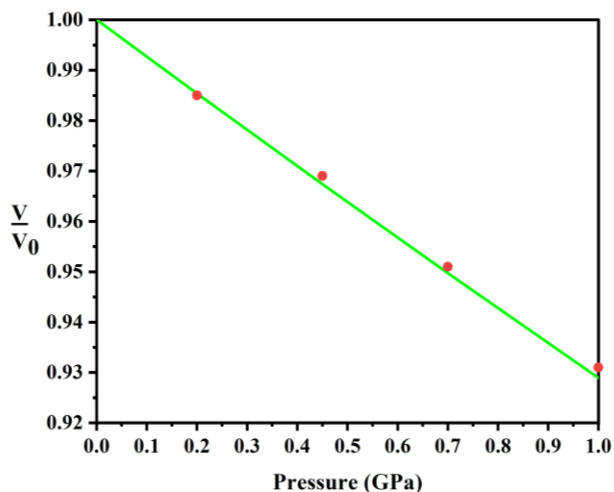


Figure 7. Effect of pressure on  $V/V_0$  for  $CsPbBr_3$ , – represents present work (Eq.6) and • experimental data [16].

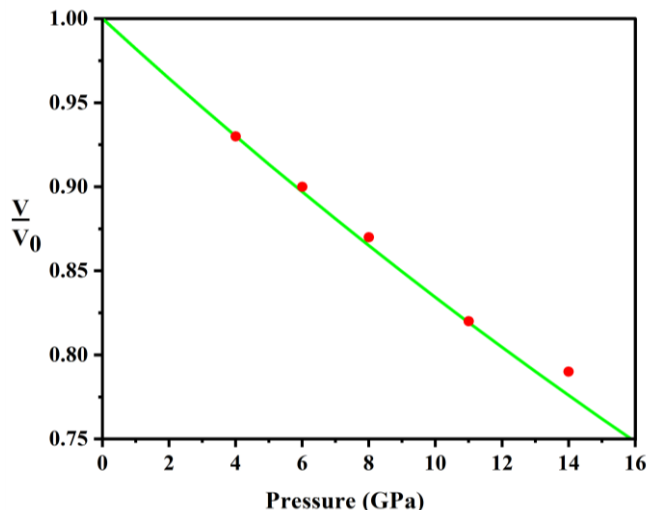


Figure 10. Effect of pressure on  $V/V_0$  for  $IF-WS_2$ , – represents present work (Eq.6) and • experimental data [18].

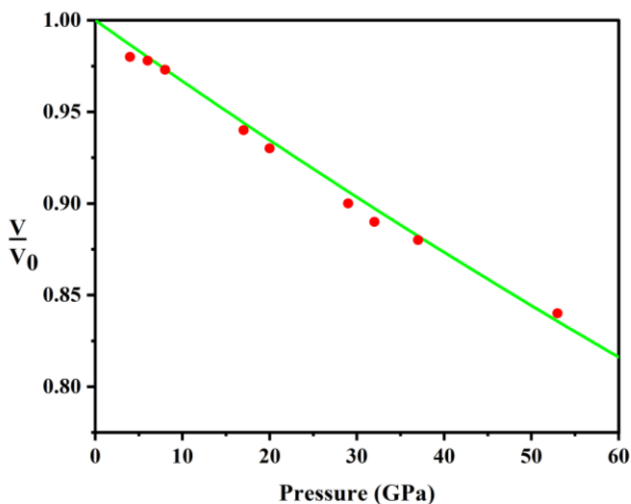


Figure 8. Effect of pressure on  $V/V_0$  for  $Re_{0.52}W_{0.48}B_2$ , – represents present work (Eq.6) and • experimental data [17].

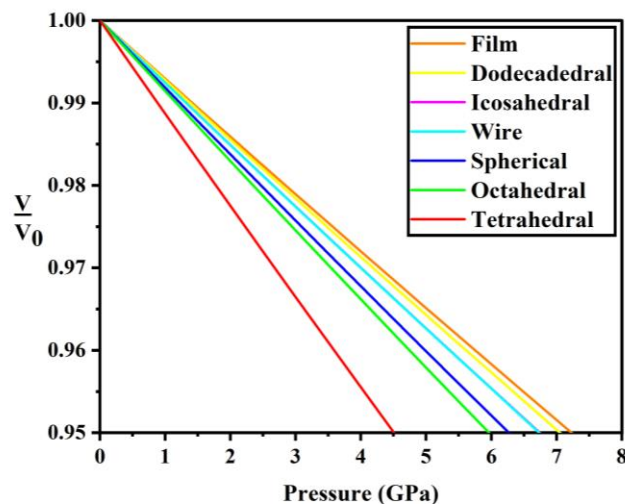


Figure 11. Effect of pressure on  $V/V_0$  for  $Fe-Cu$  using Eq. (7-14) including shape effect.

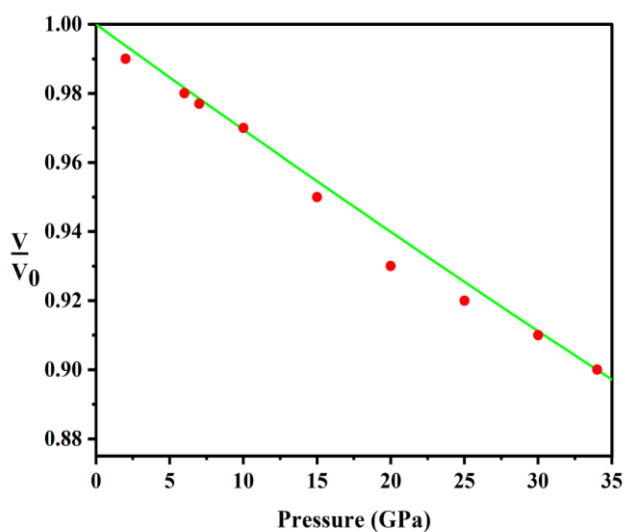


Figure 9. Effect of pressure on  $V/V_0$  for  $ReB_2$ , – represents present work (Eq.6) and • experimental data [17].

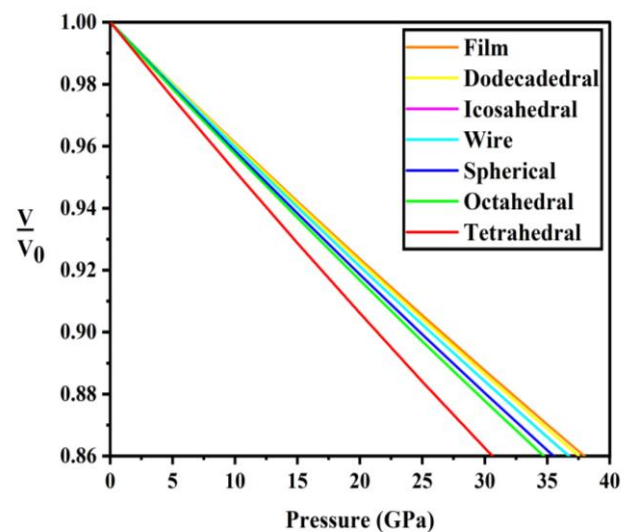


Figure 12. Effect of pressure on  $V/V_0$  for  $3C-SiC$  using Eq. (7-14) including shape effect.

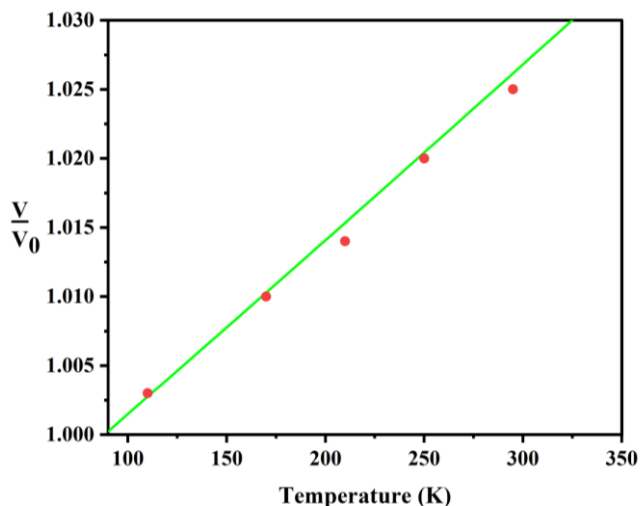


Figure 13. Effect of temperature on  $V/V_0$  for Se, – represents present work Eq. (18) and ● experimental data [31].

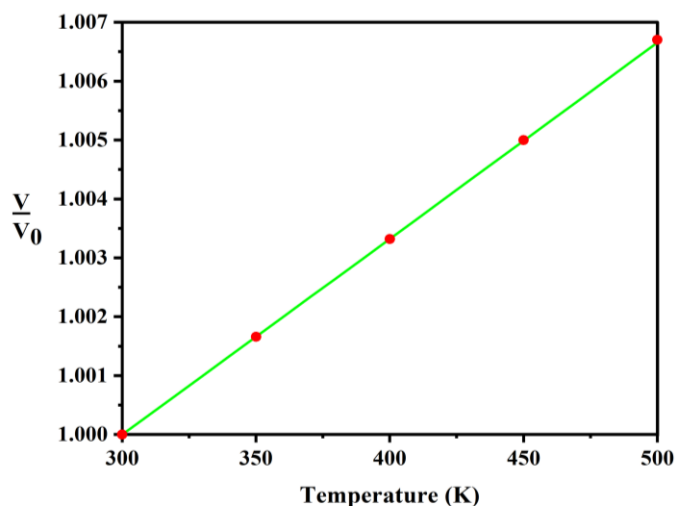


Figure 16. Effect of temperature on  $V/V_0$  for Ni, – represents present work Eq. (18) and ● Experimental data [34].

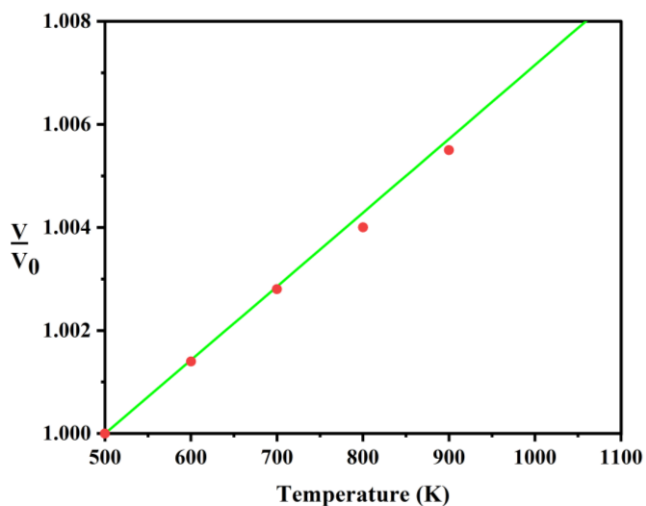


Figure 14. Effect of temperature on  $V/V_0$  for ZnO, – represents present work Eq. (18) and ● experimental data [32].

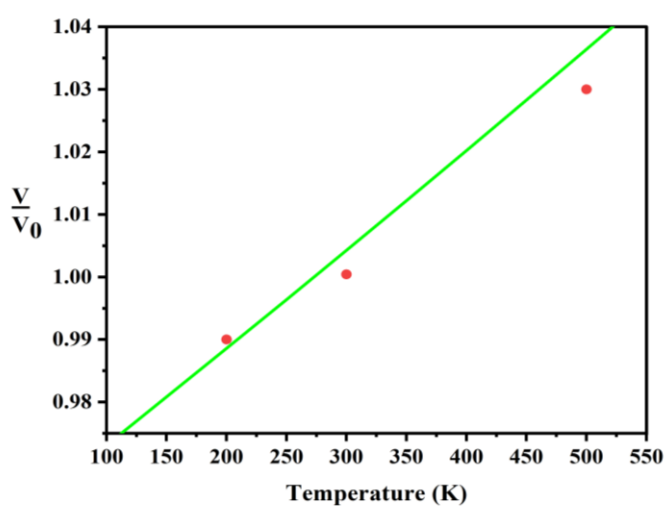


Figure 17. Effect of temperature on  $V/V_0$  for Fullerene, – represents present work Eq. (18) and ● experimental data [35].

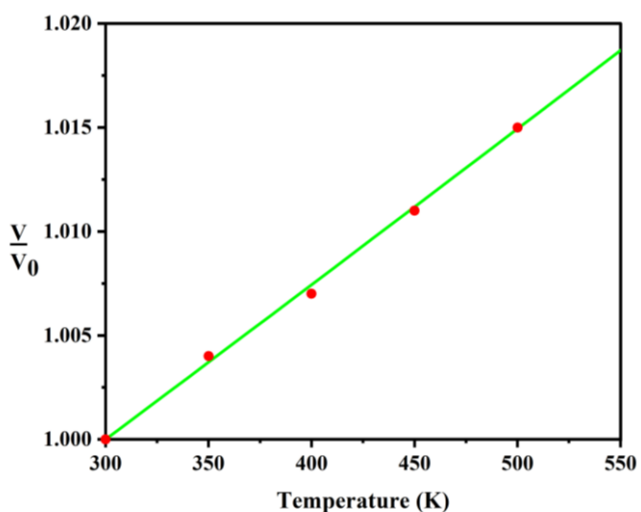


Figure 15. Effect of temperature on  $V/V_0$  for Al, – represents present work Eq. (18) and ● experimental data [33].

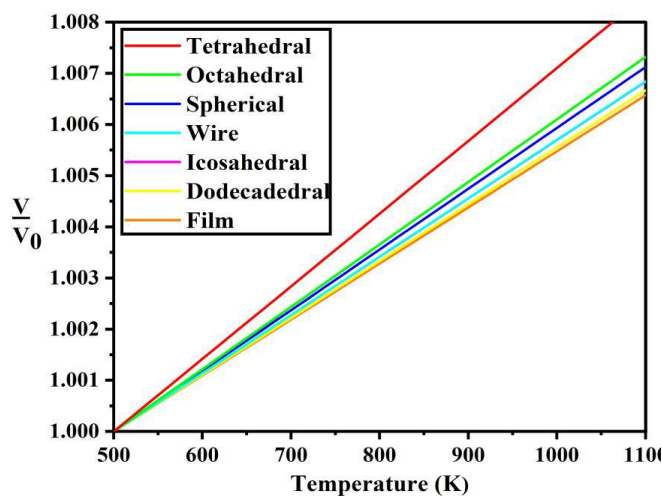


Figure 18. Thermal expansion of ZnO using Eq. (18) including shape effect



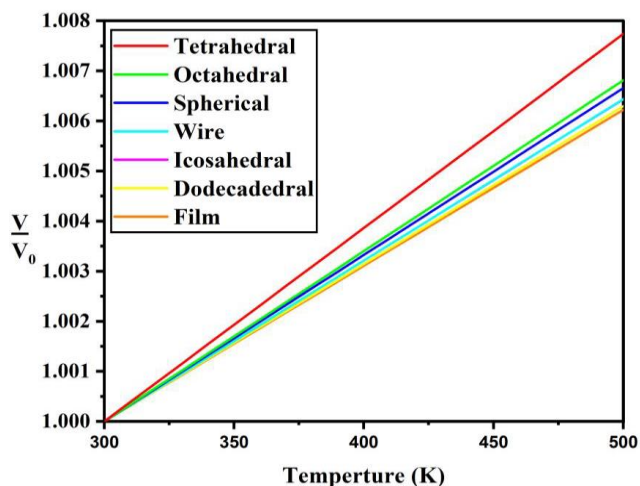


Figure 19. Thermal expansion of Ni using Eq. (18) including shape effect.

#### 4. Conclusion

We have developed the thermodynamics formulation for nanomaterials. This gives the isothermal EOS with single parameter (bulk state). The model has been used to study the size and shape dependence of the compression and thermal expansion of nanomaterial. The present thermodynamics reduces the number of parameters and gives very good agreement with the available experimental data. Some results have also been reported in the absence of experimental data for the benefit of researchers engaged in the study of the pressure, temperature, size and shape behaviour of nanomaterials.

#### Data availability statement

All data generated or analysed during this study are included in this article. We have mentioned the source of data in reference.

#### Conflict of interest statement

The authors declare that they have no known competing financial interest or personal relationship that could have appeared to influence the work reported in this paper.

#### Funding Sources

Fund is provided by GB Pant University of Agriculture and Technology, Pantnagar, Utrakhnad, India.

#### Author contribution statement

Both the authors (Priya Paneru and Munish Kumar) made their contributions to the conception or design of the work and analysed properly. We drafted the work and revised it carefully. We approve the version to be published and agree to be accountable for all aspects of the work in ensuring that questions related to the accuracy or integrity of any part of the work are appropriately investigated and resolved.

#### Acknowledgment

We are thankful to the referee of his valuable comments, which have been found very useful to revise the manuscripts. P. Paneru is also thankful to GBPUAT Pantnagar to provide the financial support, during the present research.

#### References

- [1] C. C. Yang, Y. W. Mai, Thermodynamics at the nanoscale: A new approach to the investigation of unique physicochemical properties of nanomaterials. *Mater. Sci. and Engineering: R: Reports*, Vol.79, No.1, pp.1-40, 2014.
- [2] S. Bhatt, M. Kumar, "Effect of size and shape on melting and superheating of free standing and embedded nanoparticles." *Journal of Physics and Chemistry of Solids*, Vol.106, No.5, pp.112-117, 2017.
- [3] S. Rab, A. Zafer, R. K Sharma, L. Kumar, A. Haleem and S. Yadav, "Simulation based design analysis of pressure chamber for metrological applications up to 200 MPa." *Indian Journal of Pure & Applied Physics*, Vol.59, No.3, pp.202-205, 2022.
- [4] B. Chen, D. Penwell, M. B. Kruger, A. F. Yue, B. J. Fultz, Nanocrystalline iron at high pressure. *Applied Physics*, Vol.89, No.9, pp.4794-4796, 2001.
- [5] S. H. Tolbert and A. P. Alivisatos, "Size dependence of a first order solid-solid phase transition: the wurtzite to rock salt transformation in CdSe nanocrystals." *Science*, Vol.265, No.5170, pp.373-376, 1994.
- [6] S. H. Tolbert, A. B. Herhold, L. E. Brus, and A. P. Alivisatos, "Pressure-induced structural transformations in Si nanocrystals: surface and shape effects." *Physical Review Letters*, Vol.76, No.23, pp.4384-4389, 1996.
- [7] C. C. Chen, A. B. Herhold, C. S. Johnson, and A. P. Alivisatos, "Size dependence of structural metastability in semiconductor nanocrystals." *Science*, Vol.276, No.5311, pp.398-401, 1997.
- [8] D. Chen, L. R. Penwell, M. B. Kruger, A. F. Yue, B. Fultz, Nanocrystalline iron at high pressure. *Journal of Applied Physics*, Vol.89, No.9, pp. 4794-4796, 2001.
- [9] R. Dingreville, J.M. Qu and Cherkaoui, "Surface free energy and its effect on the elastic behavior of nano-sized particles, wires and films." *Journal of the Mechanics and Physics of Solids*, Vol.53, No.8, pp.1827-1854, 2005.
- [10] S. H. Tolbert and A. P. Alivisatos, High-Pressure Structural Transformations In Semiconductor Nanocrystals. *Annual Review of Physics Chemistry*, Vol.46, No.2, pp.595-625, 1999.
- [11] J. Z. Jiang, J. S. Olsen, L. Gerward, S. Mørup, "Compressibility of nanostructured Fe-Cu materials prepared by mechanical milling." *Nanostructured Materials*, Vol.12, No.5, pp.847-850, 1999.
- [12] V. Swamy, L. S. Dubrovinsky, N. A. Dubrovinskaya, A. S. Simionovici, M. Drakopoulos, V. Dmitriev, H. P. Weber, "Compression behavior of nanocrystalline anatase TiO<sub>2</sub>." *Solid state communications*, Vol.125, No.2, pp.111-115, 2003.
- [13] H. Liu, C. Jin, J. Chen, J. Hu, Anomalous Dynamical Charge Change Behavior of Nanocrystalline 3C-SiC upon Compression. *Journal of the American Ceramic Society*, Vol.87, No.12, pp.2291-2293, 2004.
- [14] Y. He, J. F. Liu, W. Chen, Y. Wang, H. Wang, Y. W. Zeng, J. Z. Jiang, "High-pressure behavior of Sn O 2 nanocrystals." *Physical Review B*, Vol.72, No.21 pp.212102-212106, 2005.
- [15] H. Marquardt, A. Gleason, K. Marquardt, S. Speziale, L. Miyagi, G. Neusser, R. Jeanloz, "Elastic properties of MgO nanocrystals and grain boundaries at high pressures by Brillouin scattering." *Physical Review B*, Vol.84, No.6, pp.064131-064136, 2011.
- [16] G. Xiao, Y. Cao, G. Qi, L. Wang, C. Liu, Z. Ma, B. Zou, "Pressure effects on structure and optical properties in cesium lead bromide perovskite nanocrystals." *Journal of the American Chemical Society*, Vol.139, No.29, No.10087-10094, 2017.
- [17] J. Lei, S. Hu, C. L. Turner, K. Zeng, M. T. Yeung, J. Yan, S. H. Tolbert, "Synthesis and high-pressure mechanical properties of superhard rhenium/tungsten diboride nanocrystals." *ACS nano*, Vol.13, No.9 pp.10036-10048, 2019.

- [18]L. Yue, D. Xu, Z. Wei, T. Zhao, T. Lin, R. Tenne, B. Liu, "Size and shape's effects on the high-pressure behavior of WS<sub>2</sub> nanomaterials." *Materials*, Vol.15, No.8, pp.2838-2848, 2022.
- [19]S. K. Jalal, A. M. Alshekh, R. H. Alsaqa, "High pressure effects on the phonon frequency spectrum of silicon nanoparticle." *Iranian Journal of Science and Technology, Transactions A: Science*, Vol.45, No.1, pp.391-396, 2021.
- [20]K. Suleiman, Eurasian "Optical and acoustic Gruneisen parameter of nano-sized particles." *Eurasian Journal of Science and Engineering*, Vol.4, No.3, pp.19-30, 2019.
- [21]Suzuki, "Thermal expansion of periclase and olivine, and their anharmonic properties." *Journal of Physics of the Earth*, Vol.23, No.2, pp.145-159, 1975.
- [22]M. Kumar, A comparative study of Suzuki and Kumar formulations for thermal expansivity. *Indian Journal of Pure & Applied Physics*, Vol.42, No.2, pp.67-72, 2004.
- [23]M. Kumar, "Analysis of Suzuki, Shanker, and Kumar formulations under strong compressions." *Journal of Physics and Chemistry of Solids*, Vol.65, No.6, pp.1177-1180, 2004.
- [24]Anderson O L, Equation of state of solids for geophysics and ceramic science. No. 31. *Oxford University Press, Oxford* 1995.
- [25]Bhatt, G. Sharma and M. Kumar "Search of an equation of state for nanomaterials." *Indian Journal of Pure & Applied Physics*, Vol.51, No.2, pp.642-648, 2013.
- [26]M. Kumar, Equation of state and bulk modulus under the effect of high pressure-high temperature. *Physics and Chemistry of Minerals*, Vol.27, No.6, pp.650-655, 2000.
- [27]V. Pandey and M. Kumar, "Development of size and shape dependent model for bulk modulus from bulk to nanoscale." *Physica B: Condensed Matter*, Vol.629, No.4, pp.413617-413621, 2022.
- [28]U. D. Sharma and M. Kumar, "Analysis of equation of state for nanomaterials." *Physica B: Condensed Matter*, Vol.406, No.4, pp.794-800, 2011.
- [29]R. Kumar and M. Kumar, "Size dependence of thermoelastic properties of nanomaterials." *International Journal of Nanoscience*, Vol.9, No.5, pp.537-542, 2010.
- [30]Lu, J. T. Wang and W.D. Wei, "Comparison of properties of nanocrystalline and amorphous Ni-P alloys." *Journal of Physics D: Applied Physics*, Vol.25, No.5, pp.808-812, 1992.
- [31]Y. H. Zhao, K. Lu, Grain-size dependence of thermal properties of nanocrystalline elemental selenium studied by x-ray diffraction. *Physical Review B*, Vol.56, No.22, pp.14330-14334 1997.
- [32]X. Wu, Z. Wu, L. Guo, C. Liu, J. Liu, X. Li, H. Xu, Pressure-induced phase transformation in controlled shape ZnO nanorods. *Solid State Communication*, Vol.135, No.7, pp.780-784 2005.
- [33]Y. Q. Liu, H. T. Cong, H. M. Cheng, "AlN nanoparticle-reinforced nanocrystalline Al matrix composites: Fabrication and mechanical properties." *Materials Science and Engineering: A*, Vol.505, No.1, pp.151-156, 2009.
- [34]B. Chen, D. Penwell, M.B. Kruger, The compressibility of nanocrystalline nickel. *Solid State Communication*, Vol.115, No.4, pp.191-194, 2000.
- [35]Y. K. Kwon, S. Berber, D. Tomanek, Thermal contraction of carbon fullerenes and nanotubes. *Physical review letters*, Vol.92, No.1, pp.015901-015904, 2004.

## AUTHORS PROFILE

**Dr. Munish Kumar** is a Professor of Physics at G. B. Pant University of Agriculture and Technology, Pantnagar, Uttarakhand, India. He has 40 years of teaching and research experience and published several research papers in international journals. He has been a member of Editorial boards for many well reputed international journals in addition to the referee.



**Ms. Priya Paneru** is Researcher at G. B. Pant University of Agriculture and Technology, Pantnagar, Uttarakhand, India in the Department of Physics. She holds M.Sc. (2019), in Physics from Kumaun University, Uttarakhand, India. The B.Sc. degree in Physics, Chemistry and Mathematics obtained from the Kumaun University, Uttarakhand, India in 2017. She has published many research papers in well reputed International Journals / conferences, in the areas of Theoretical Physics, and other fundamental Physics phenomena. Her research interests are in the areas of Theoretical Physics, Materials Science (nanomaterials) and High Pressure Physics.

