




आईएफटीएम विश्वविद्यालय, मुरादाबाद, उत्तर प्रदेश
IFTM University, Moradabad, Uttar Pradesh
NAAC ACCREDITED

STUDENT SATISFACTION SURVEY 2022-23




Sanjeev Brawar
Registrar
IFTM University
Moradabad.

The teaching-learning process is at the centre of every talk and decision taken; in an academic institute. At IFTM University, decision making is data driven and Student Satisfaction Survey provides the required key inputs. SSS 2022-23 was conducted to capture the feedback from students on the following key areas. 1178 students responded to the survey.

The students' responses were sought in reference to their experience; and covered following dimensions –

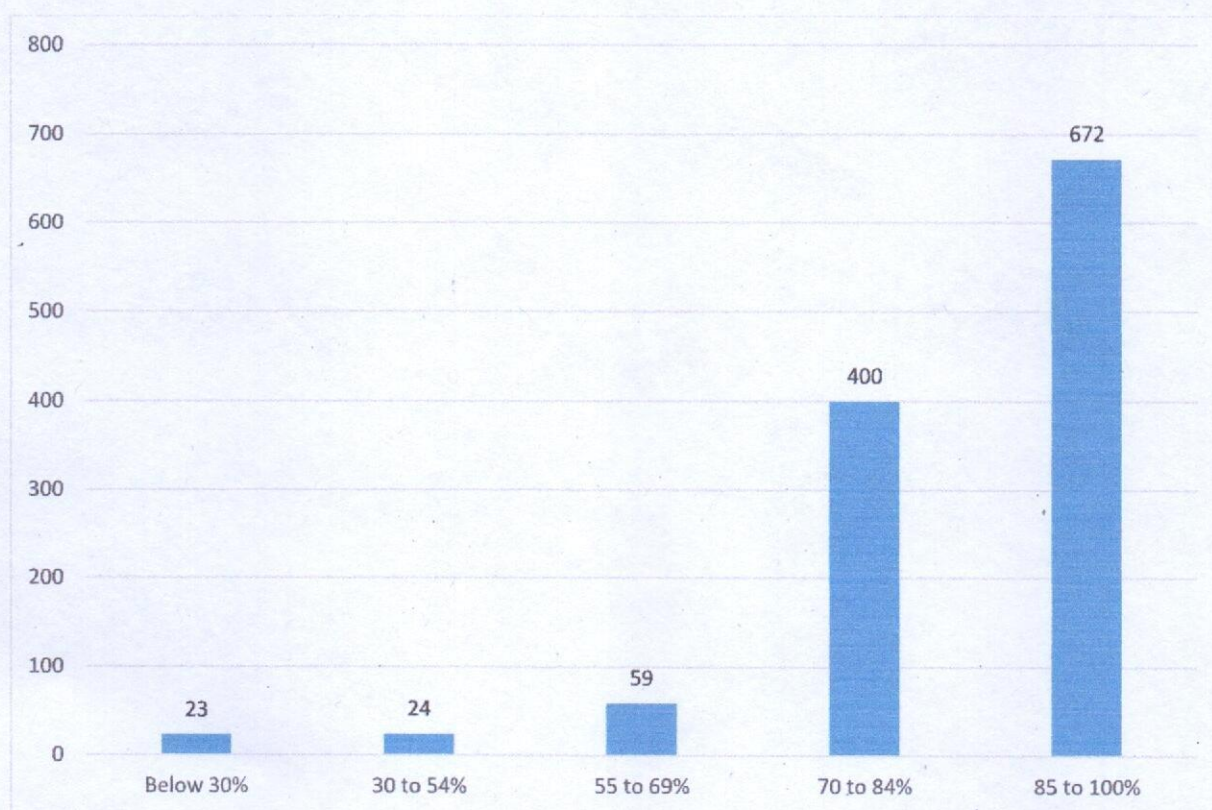
1. Syllabus Completion
2. Preparedness
3. Ability to Communicate
4. Approach to teaching
5. Fairness in Internal Evaluation
6. Feedback & Discussion
7. Explanation of Course and Program Outcomes
8. Follow up by Mentor
9. Teaching Method
10. Identifies Strength
11. Identifies Weakness
12. Encourage for Extracurricular Activities
13. Use ICT Tools
14. Provides Motivation
15. Provides cognitive, social and emotional growth.
16. Opportunities to learn and grow
17. Provides participation in improving teaching-learning process
18. Provides Student Centric methods of learning
19. Provides life skills and employability skills
20. Overall Quality
21. Suggestions



1. How much of the syllabus was covered in the class?


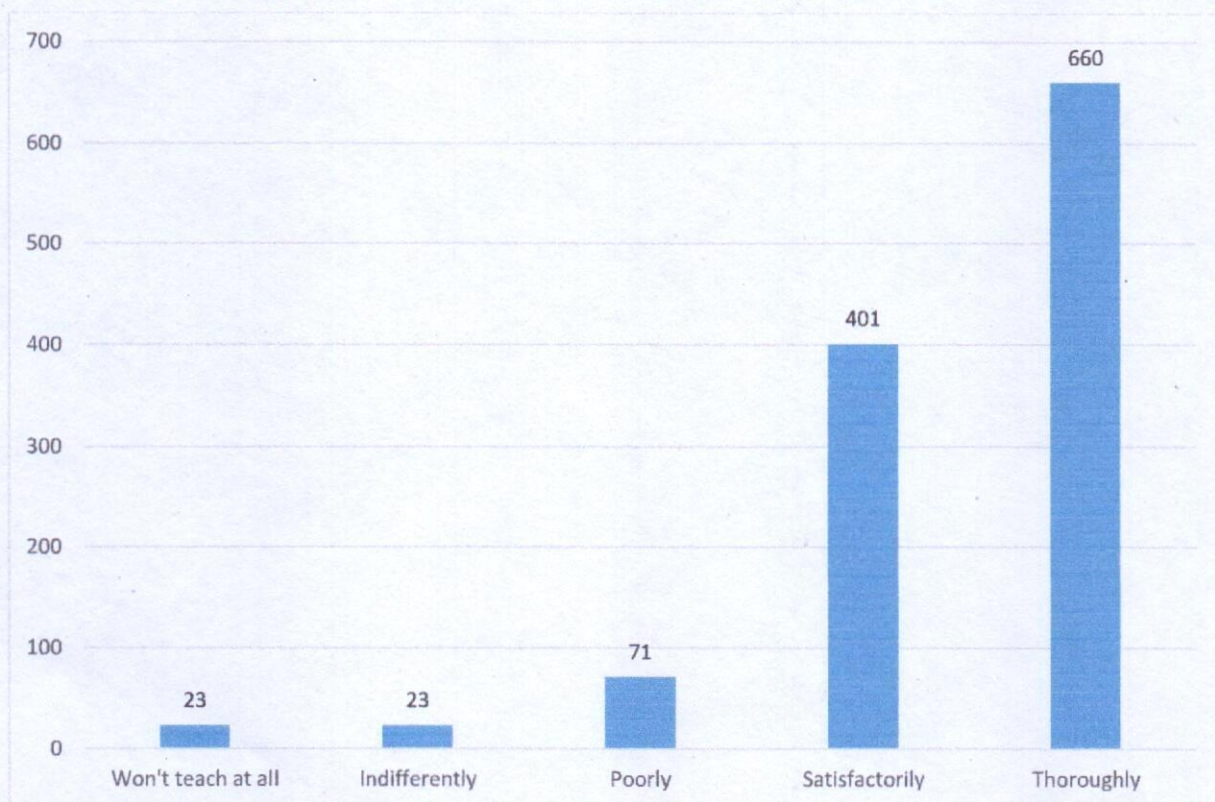
| Achievement | Assigned Rating | Response Count |
|-----------------------|-----------------|----------------|
| Below 30% | 0 | 23 |
| 30 to 54% | 1 | 24 |
| 55 to 69% | 2 | 59 |
| 70 to 84% | 3 | 400 |
| 85 to 100% | 4 | 672 |
| Average Rating | 3.42 | 1178 |

The weighted average score for this parameter was found 3.42. The survey revealed students' satisfaction and syllabus was found well covered during the session.



| 2. How well did the teachers prepare for the classes? | | |
|---|-----------------|----------------|
| Achievement | Assigned Rating | Response Count |
| Won't teach at all | 0 | 23 |
| Poorly | 1 | 23 |
| Indifferently | 2 | 71 |
| Satisfactorily | 3 | 401 |
| Thoroughly | 4 | 660 |
| Average Rating | 3.40 | 1178 |


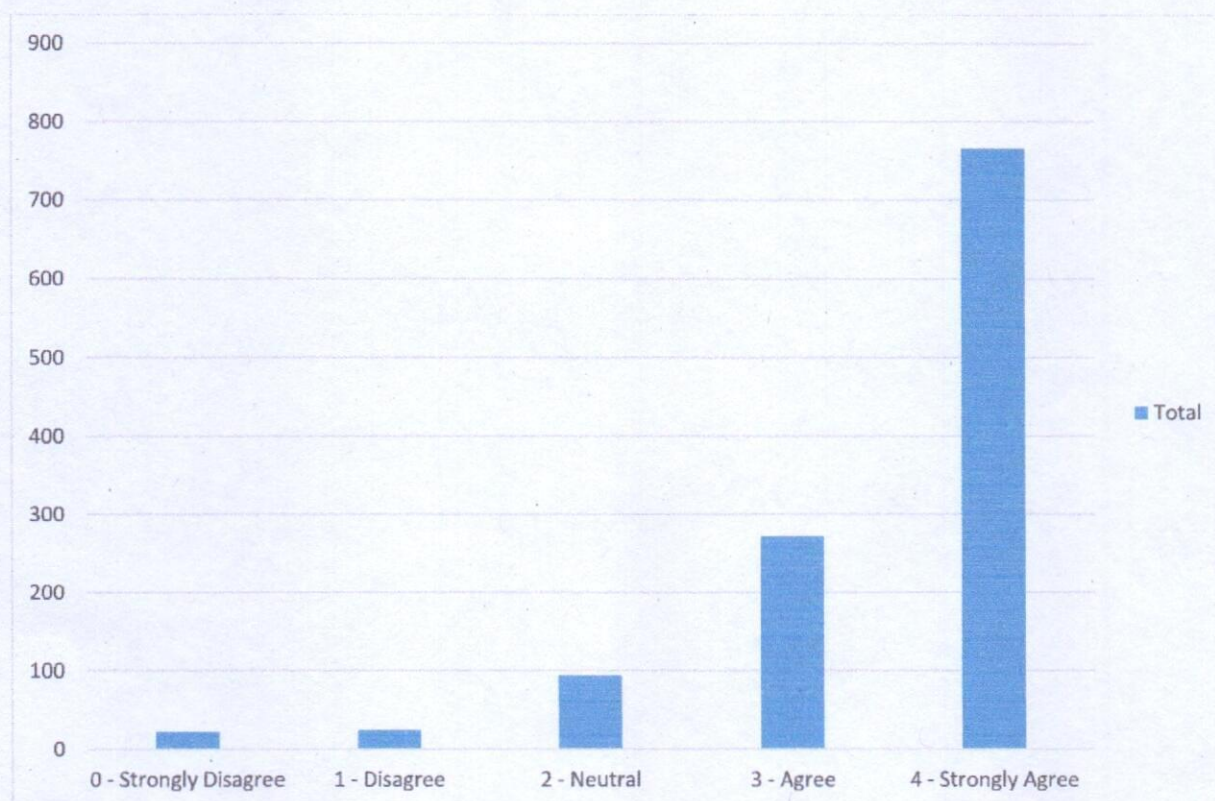
The weighted average found was 3.40 indicating that the teachers go to take classes after thorough preparation of their subjects.



Sanjeev Mehta
Registrar
 IFTM University
 Moradabad.

| 3. How well were the teachers able to communicate? | | |
|--|-----------------|----------------|
| Achievement | Assigned Rating | Response Count |
| Very poor communication | 0 | 23 |
| Generally ineffective | 1 | 48 |
| Just satisfactorily | 2 | 117 |
| Sometimes effective | 3 | 212 |
| Always effective | 4 | 778 |
| Average Rating | 3.42 | 1178 |

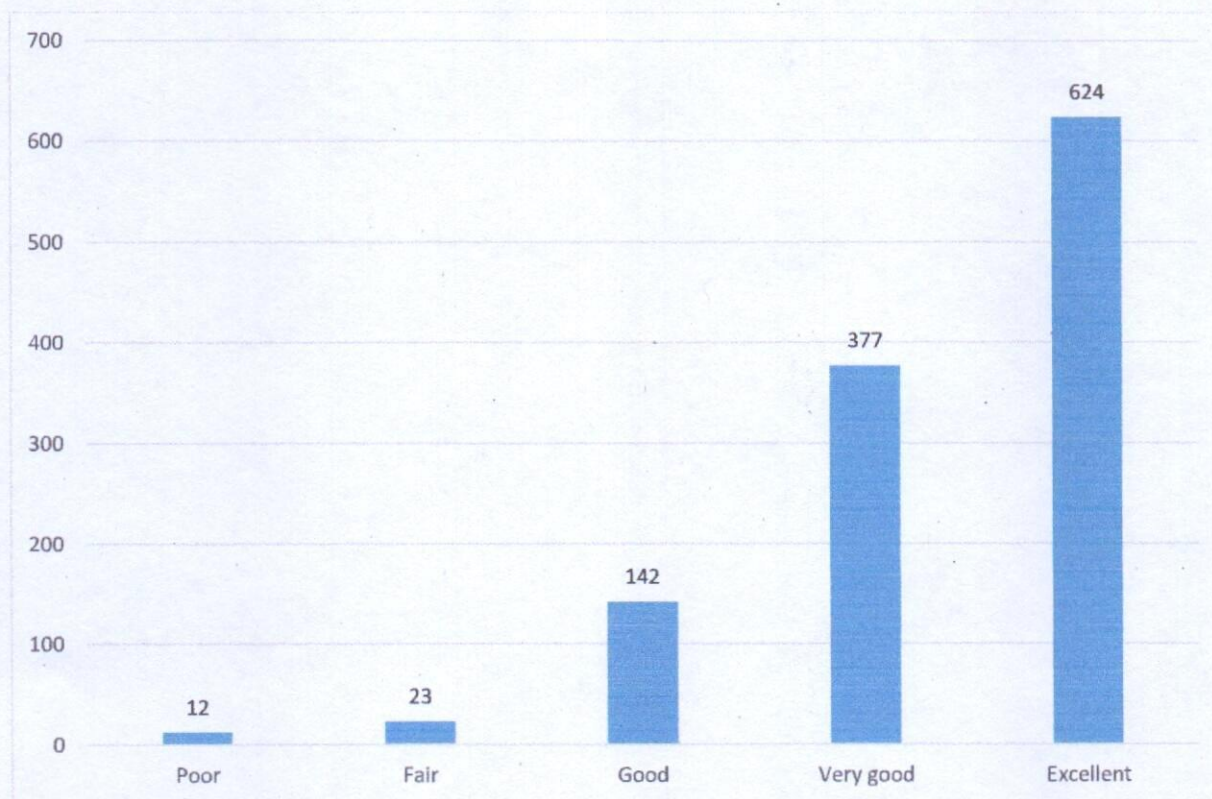
The weighted average was found 3.42 indicating that the teachers have been successful in communicating with the students and establish a productive meaningful relation with the students.



Sanjeev Arora
Registrar
 IFTM University
 Moradabad.

| 4. The teacher's approach to teaching can best be described as | | |
|--|-----------------|----------------|
| Achievement | Assigned Rating | Response Count |
| Poor | 0 | 12 |
| Fair | 1 | 23 |
| Good | 2 | 142 |
| Very good | 3 | 377 |
| Excellent | 4 | 624 |
| Average Rating | 3.34 | 1178 |

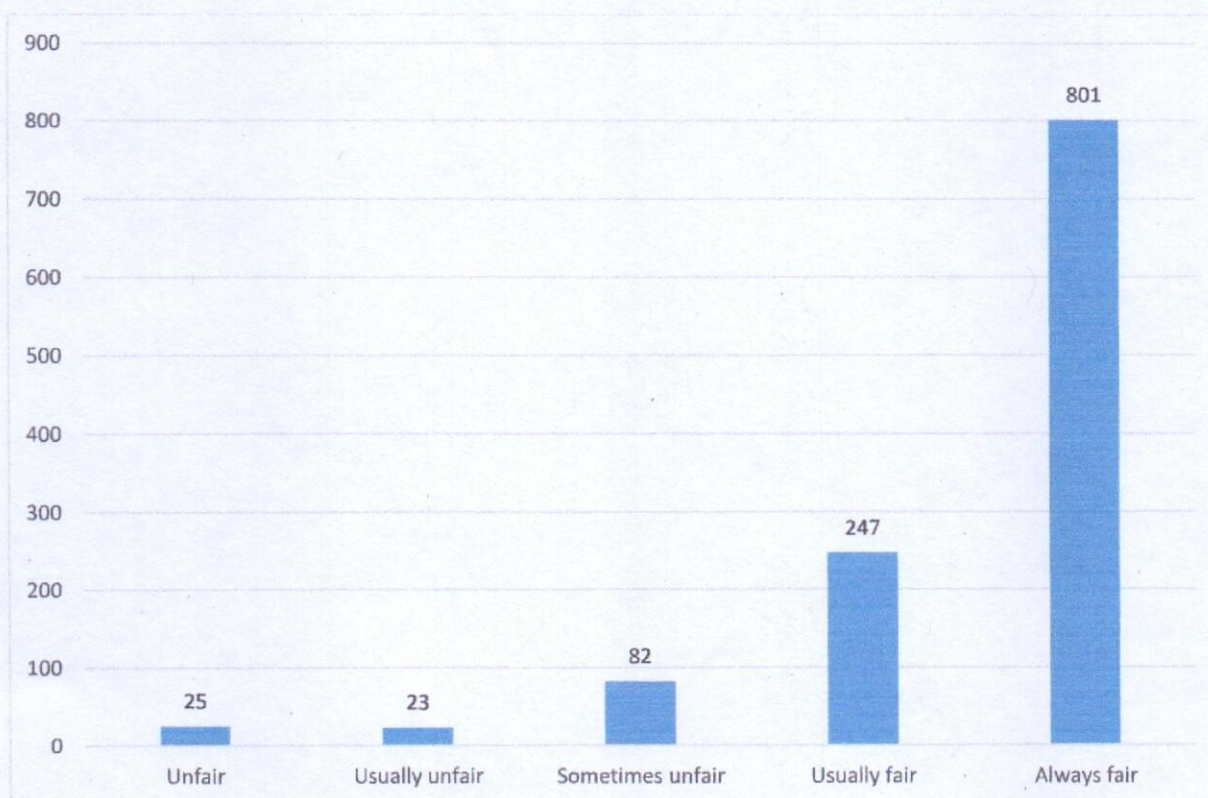
The weighted average was found 3.34 indicating that the teachers' approach was liked and appreciated by most of the students who responded to the survey.



Sanjeev Prasad
Registrar
 IFTM University
 Moradabad.

| 5. Fairness of the internal evaluation process by the teachers: | | |
|---|-----------------|----------------|
| Achievement | Assigned Rating | Response Count |
| Unfair | 0 | 25 |
| Usually unfair | 1 | 23 |
| Sometimes unfair | 2 | 82 |
| Usually fair | 3 | 247 |
| Always fair | 4 | 801 |
| Average Rating | 3.51 | 1178 |

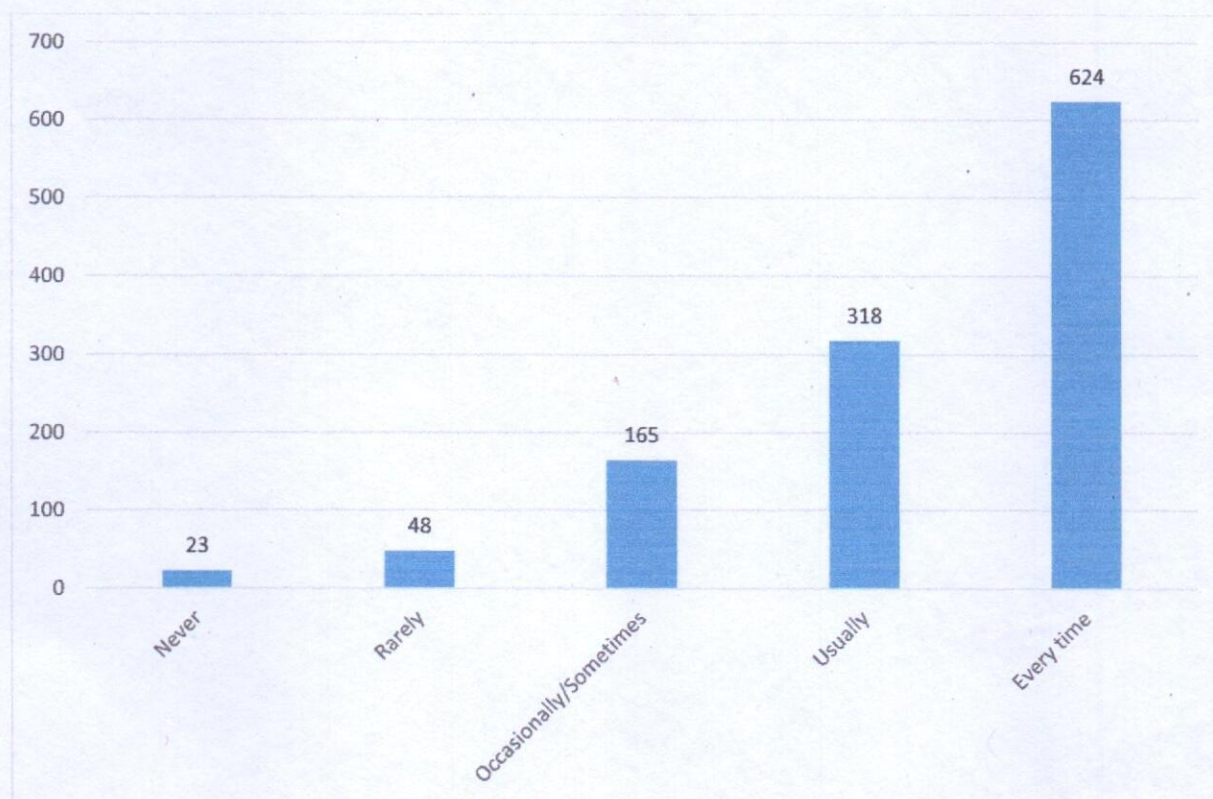
The weighted average was found 3.51 for the degree of fairness in the opinion of students in regards to the internal evaluation done by the teachers.



Sanjeev Arora
Registrar
 IFTM University
 Moradabad.

| 6. Was your performance in assignments discussed with you? | | |
|--|-----------------|----------------|
| Achievement | Assigned Rating | Response Count |
| Never | 0 | 23 |
| Rarely | 1 | 48 |
| Occasionally/Sometimes | 2 | 165 |
| Usually | 3 | 318 |
| Every time | 4 | 624 |
| Average Rating | 3.25 | 1178 |

The weighted average was found 3.25 depicting that the feedback to the students about their assignments have been well in place and needs to change in the current approach of the faculty members.

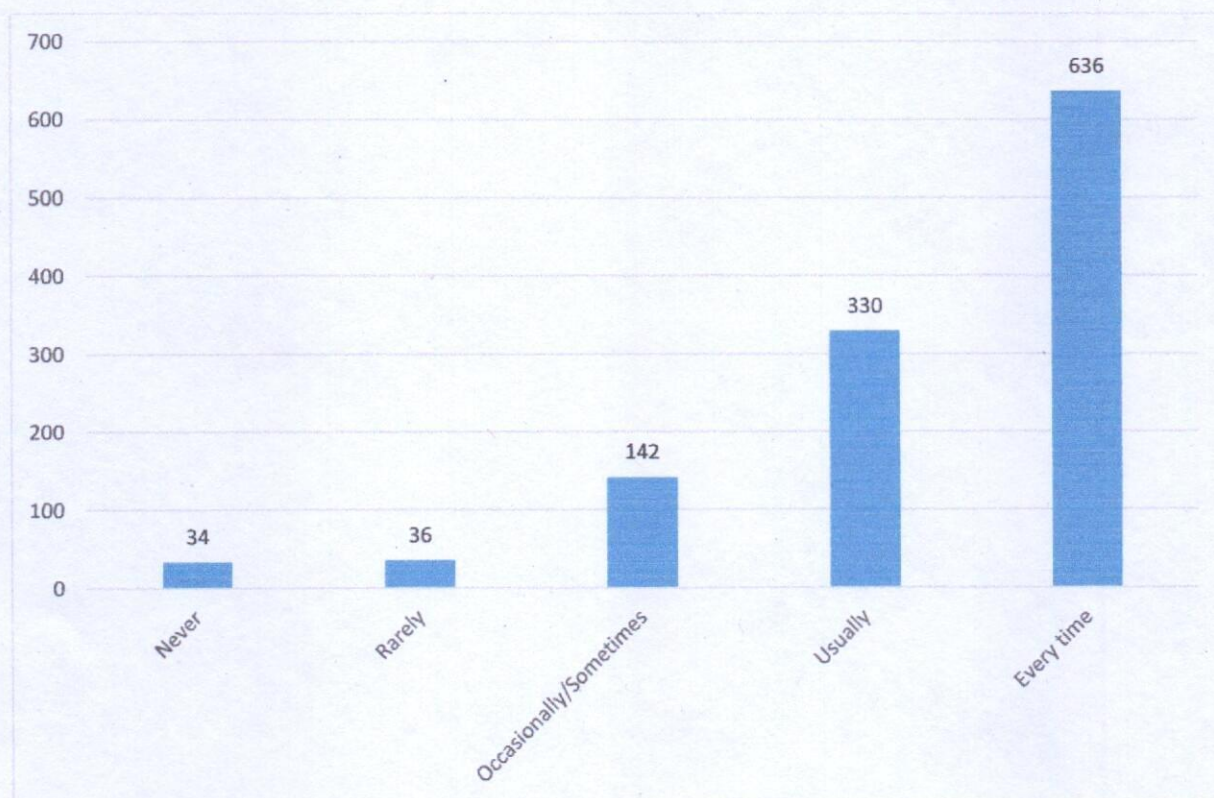


Sanjeev Arora
Registrar
 IFTM University
 Moradabad.

7. Teachers inform you about your expected competencies, course outcomes and programme outcomes.

| Achievement | Assigned Rating | Response Count |
|------------------------|-----------------|----------------|
| Never | 0 | 34 |
| Rarely | 1 | 36 |
| Occasionally/Sometimes | 2 | 142 |
| Usually | 3 | 330 |
| Every time | 4 | 636 |
| Average Rating | 3.27 | 1178 |

The weighted average was found 3.27 where students concurred that the faculty members inform students about their expected competencies required to achieve course and program outcomes.

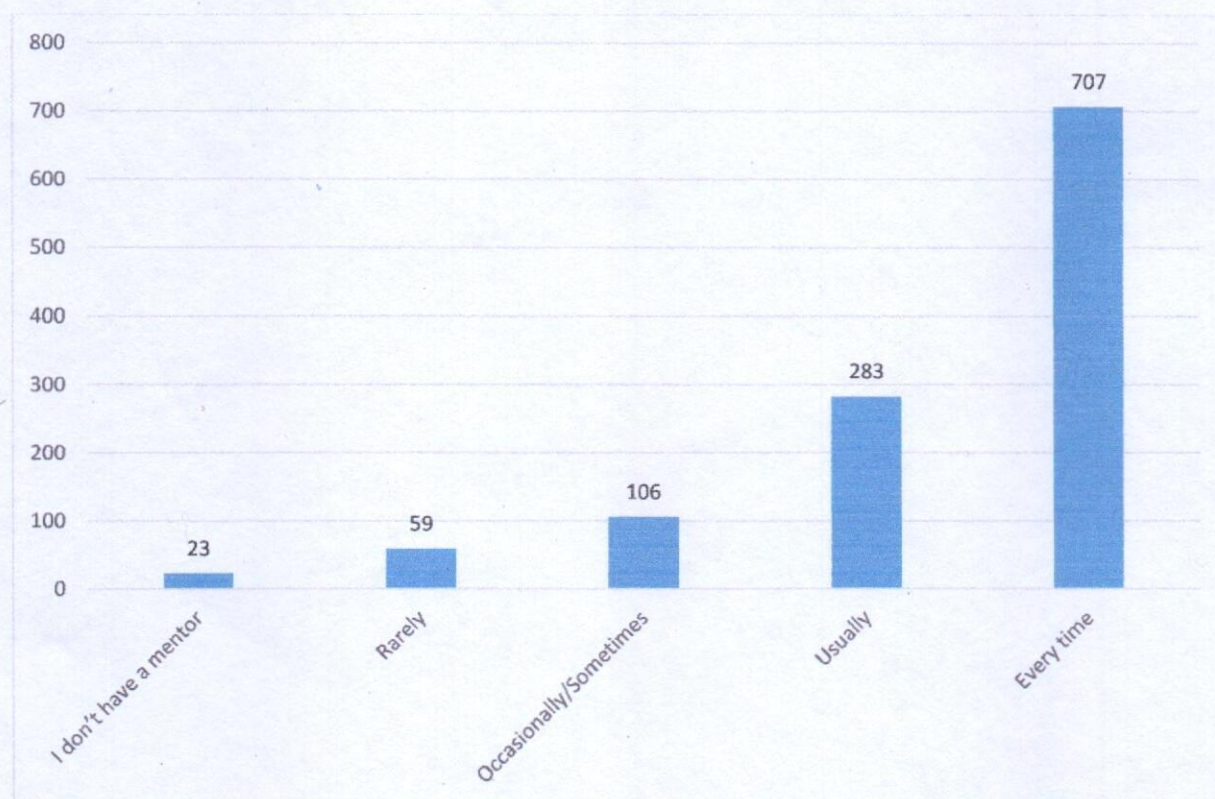


Sanjeev D. Singh
Registrar
 IFTM University
 Moradabad.

8. Your mentor does a necessary follow-up with an assigned task to you.

| Achievement | Assigned Rating | Response Count |
|------------------------|-----------------|----------------|
| I don't have a mentor | 0 | 23 |
| Rarely | 1 | 59 |
| Occasionally/Sometimes | 2 | 106 |
| Usually | 3 | 283 |
| Every time | 4 | 707 |
| Average Rating | 3.35 | 1178 |

The weighted average was found 3.35 conforming an effective mentor mentee practice in place here students concurred that the mentor do follow up for the assignment / task given to them.


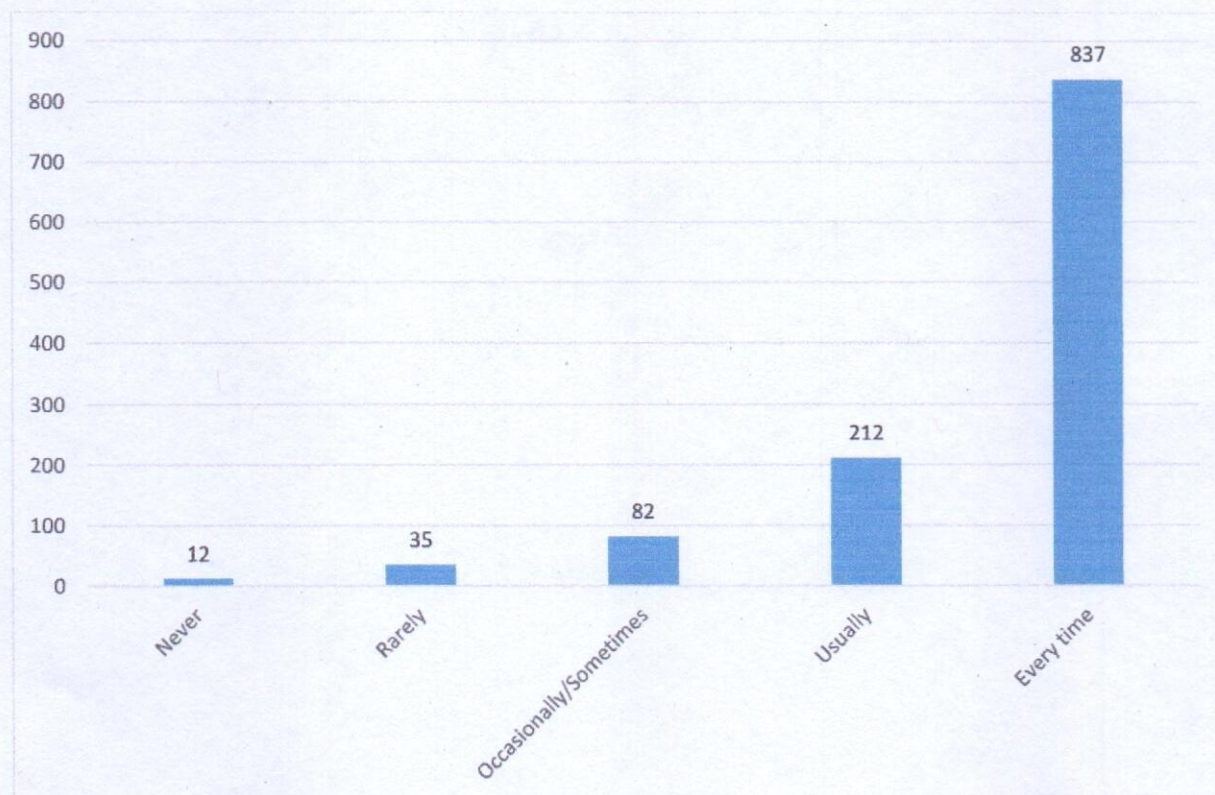


Sanjiv Arora
Registrar
IFTM University
Moradabad.

9. The teachers illustrate the concepts through examples and applications.

| Achievement | Assigned Rating | Response Count |
|------------------------|-----------------|----------------|
| Never | 0 | 12 |
| Rarely | 1 | 35 |
| Occasionally/Sometimes | 2 | 82 |
| Usually | 3 | 212 |
| Every time | 4 | 837 |
| Average Rating | 3.55 | 1178 |


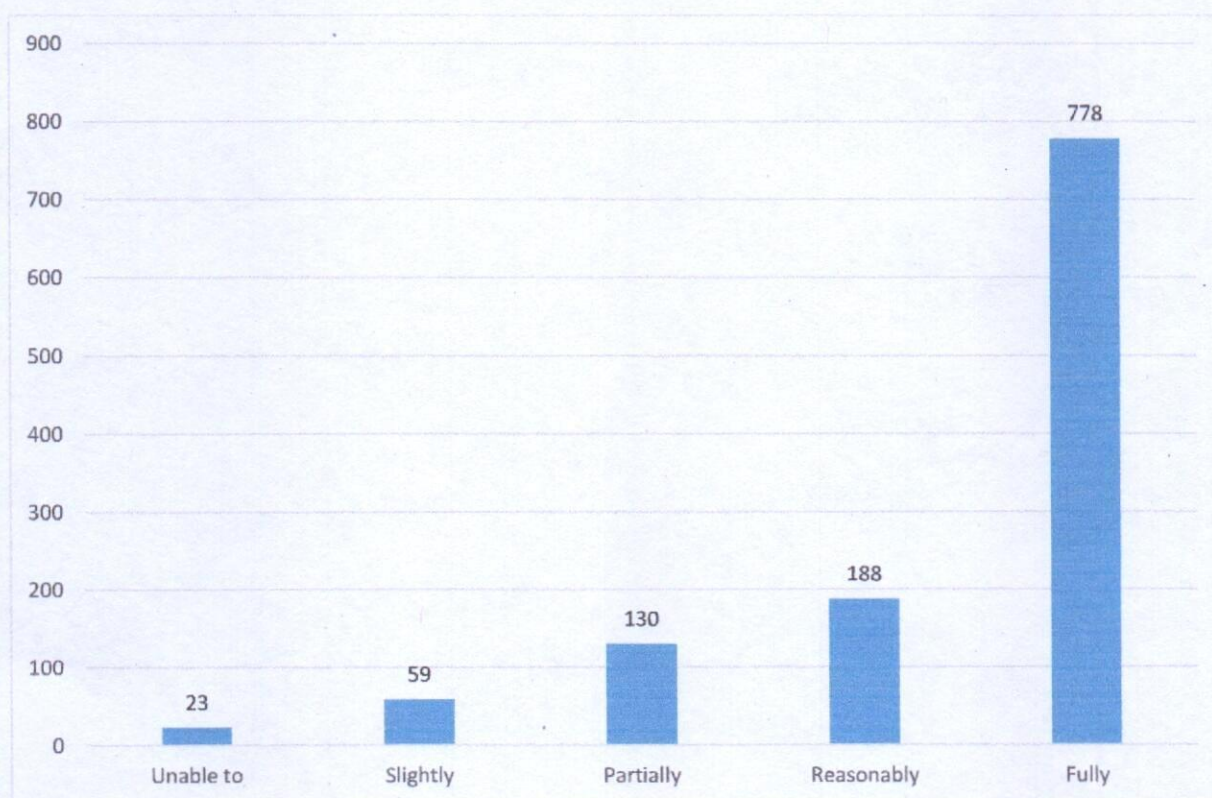
The weighted average of 3.55 showed that the students were happy and satisfied with the explanations and overall class performance of the teachers.



10. The teachers identify your strengths and encourage you with providing right level of challenges.

| Achievement | Assigned Rating | Response Count |
|----------------|-----------------|----------------|
| Unable to | 0 | 23 |
| Slightly | 1 | 59 |
| Partially | 2 | 130 |
| Reasonably | 3 | 188 |
| Fully | 4 | 778 |
| Average Rating | 3.39 | 1178 |

The weighted average for this parameter was found 3.39 indicating strong ability of teachers to identify strong areas of students to help them aspire and achieve higher order goals.


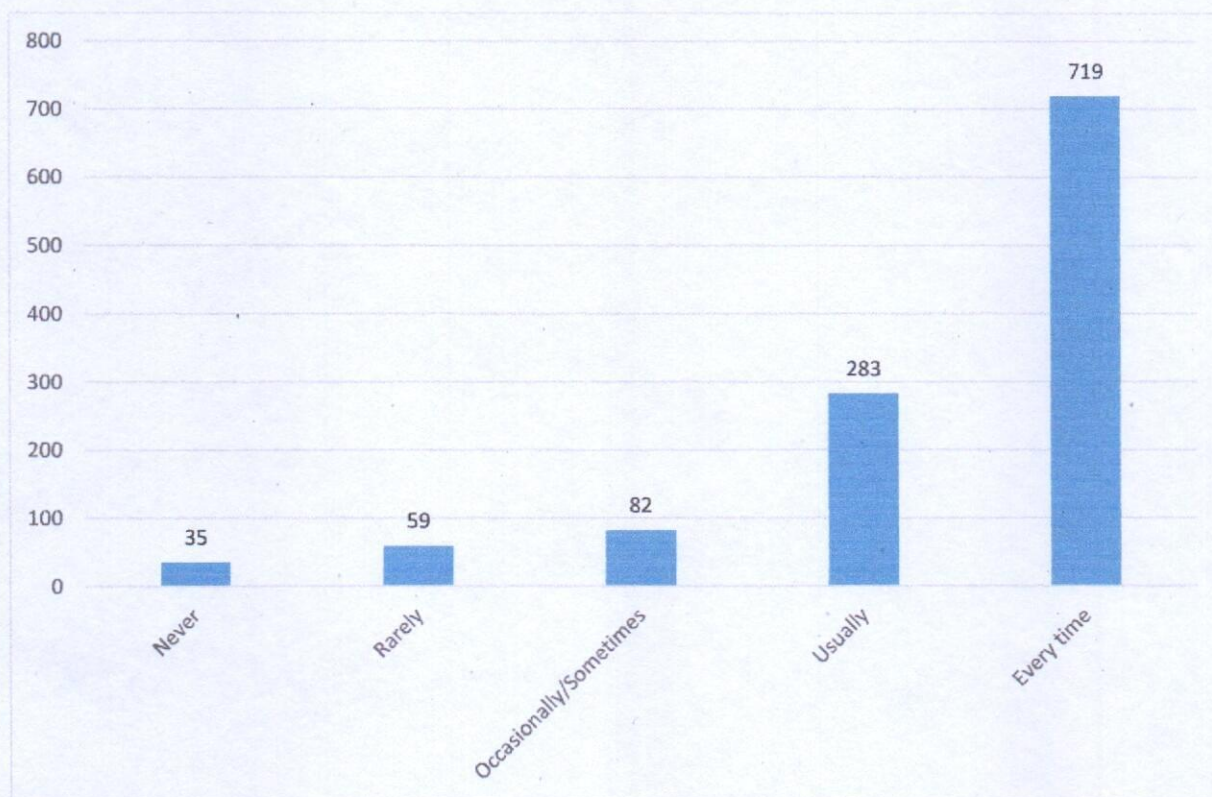


Sanjeev Prasad
Registrar
 IFTM University
 Moradabad.

11. Teachers are able to identify your weaknesses and help you to overcome them.

| Achievement | Assigned Rating | Response Count |
|------------------------|-----------------|----------------|
| Never | 0 | 35 |
| Rarely | 1 | 59 |
| Occasionally/Sometimes | 2 | 82 |
| Usually | 3 | 283 |
| Every time | 4 | 719 |
| Average Rating | 3.35 | 1178 |


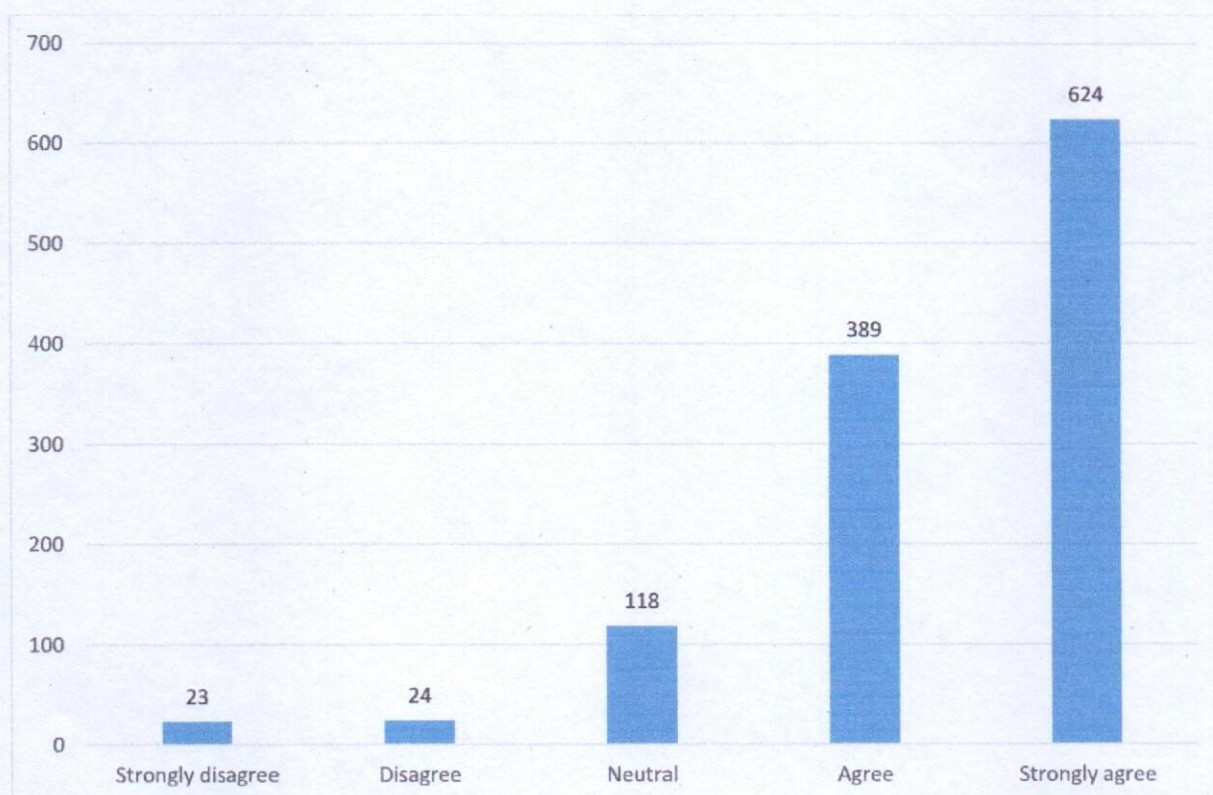
The weighted average for this ability of teachers was found 3.35 indicating the teachers' flair of identifying students' weaknesses and ability to help them overcome them.



Sanjeev Arora
Registrar
 IFTM University
 Moradabad.

| 12. Teachers encourage you to participate in extracurricular activities. | | |
|--|-----------------|----------------|
| Achievement | Assigned Rating | Response Count |
| Strongly disagree | 0 | 23 |
| Disagree | 1 | 24 |
| Neutral | 2 | 118 |
| Agree | 3 | 389 |
| Strongly agree | 4 | 624 |
| Average Rating | 3.33 | 1178 |

The weightage average was found 3.33 for this attribute of teachers highlighting their ability to encourage participation of students in extracurricular activities.

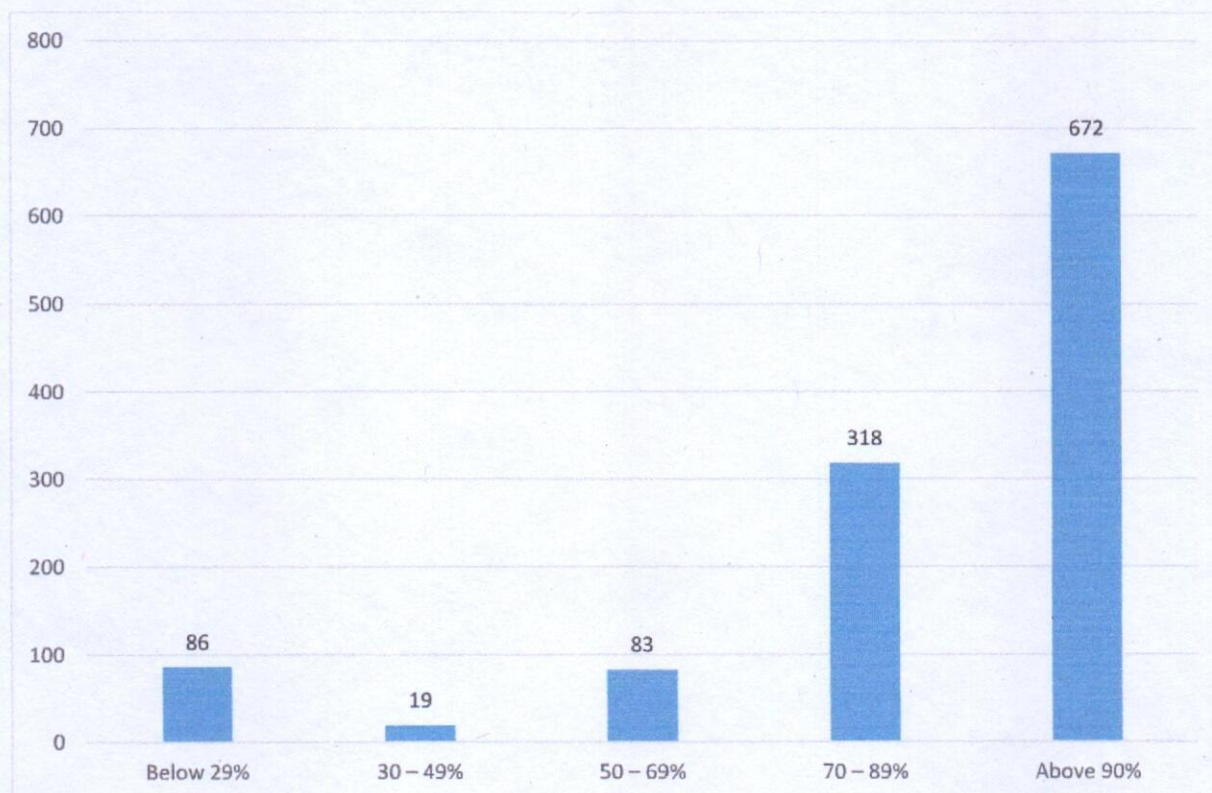


Sanjeev Kumar
Registrar
 IFTM University
 Moradabad.

13. What percentage of teachers use ICT tools such as LCD projector, Multimedia, etc. while teaching?

| Achievement | Assigned Rating | Response Count |
|-----------------------|-----------------|----------------|
| Below 30% | 0 | 86 |
| 30 – 49% | 1 | 19 |
| 50 – 69% | 2 | 83 |
| 70 – 89% | 3 | 318 |
| Above 90% | 4 | 672 |
| Average Rating | 3.25 | 1178 |

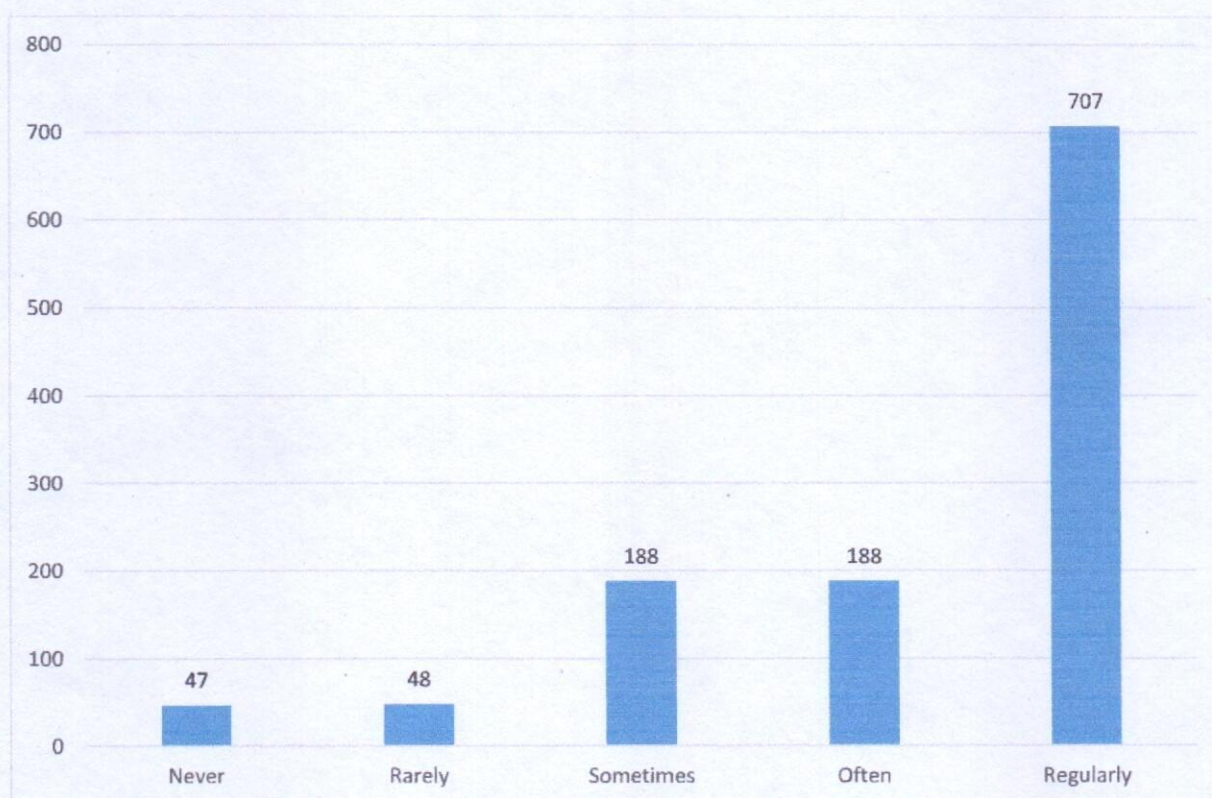
The weighted average was found 3.25 clearly showing that the students' need for learning through advanced multimedia tools is immense and the University has taken a long stride in improving this aspect.



14. The institute takes active interest in promoting internship, student exchange, field visit opportunities for students.

| Achievement | Assigned Rating | Response Count |
|----------------|-----------------|----------------|
| Never | 0 | 47 |
| Rarely | 1 | 48 |
| Sometimes | 2 | 188 |
| Often | 3 | 188 |
| Regularly | 4 | 707 |
| Average Rating | 3.24 | 1178 |

The weighted average was found 3.24 indicating the institute take active interest in providing internship and field visit opportunities to its opportunities.


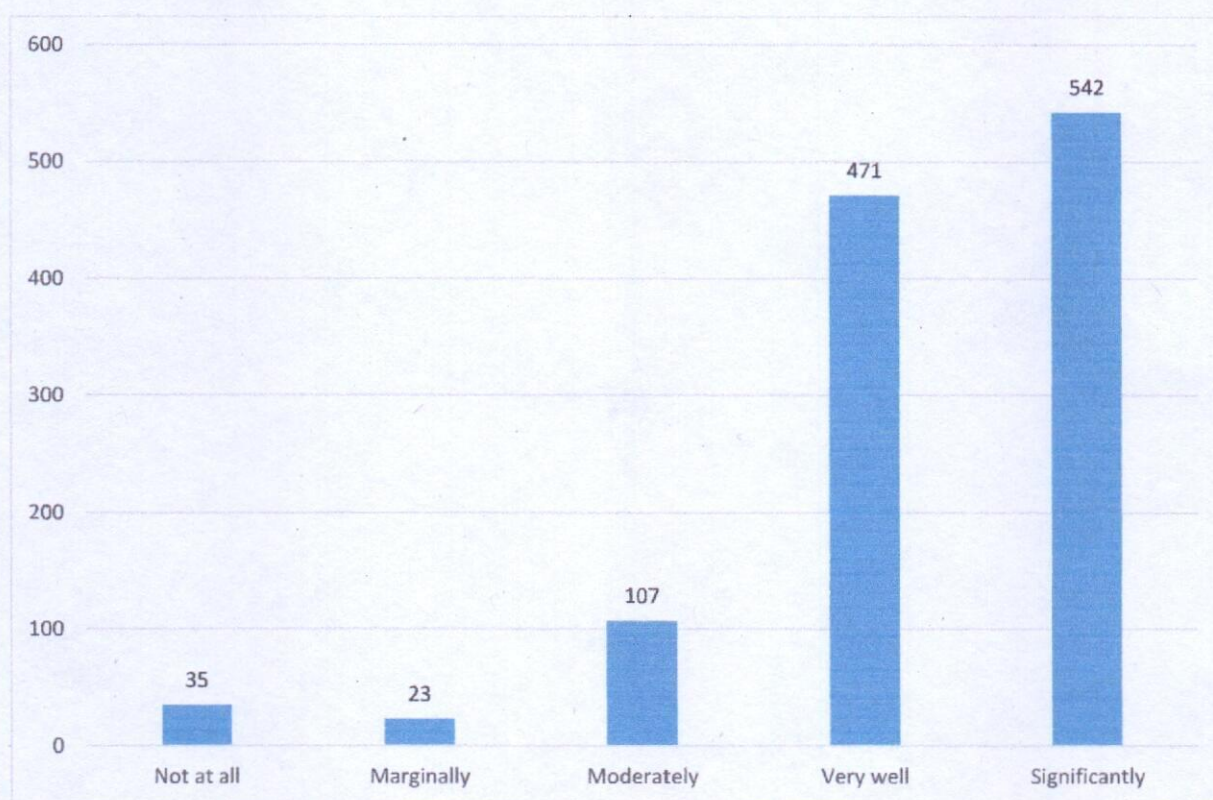


Sanjeev Dhanwal
Registrar
 IFTM University
 Moradabad.

15. The teaching and mentoring process in your institution facilitates you in cognitive, social and emotional growth.

| Achievement | Assigned Rating | Response Count |
|----------------|-----------------|----------------|
| Not at all | 0 | 35 |
| Marginally | 1 | 23 |
| Moderately | 2 | 107 |
| Very well | 3 | 471 |
| Significantly | 4 | 542 |
| Average Rating | 3.24 | 1178 |


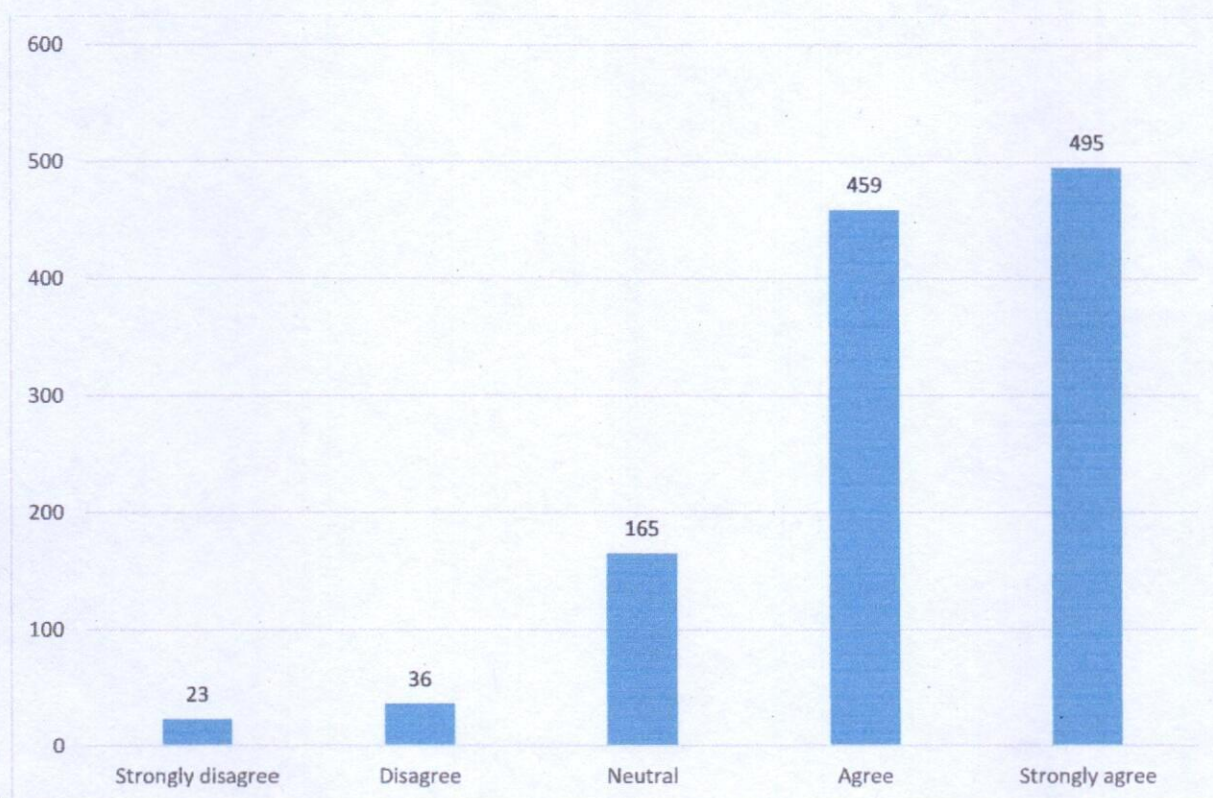
The weighted average was found 3.24 confirming institute is putting considerable efforts in providing holistic experience & growth opportunities to its students.



Sanjeev Dhanraj
Registrar
 IFTM University
 Moradabad.

| 16. The institution provides multiple opportunities to learn and grow. | | |
|---|------------------------|-----------------------|
| Achievement | Assigned Rating | Response Count |
| Strongly disagree | 0 | 23 |
| Disagree | 1 | 36 |
| Neutral | 2 | 165 |
| Agree | 3 | 459 |
| Strongly agree | 4 | 495 |
| Average Rating | 3.16 | 1178 |

The weighted average for this parameter was found 3.16. The score indicated that the University has been providing sufficient opportunities for learning and personal and professional growth.


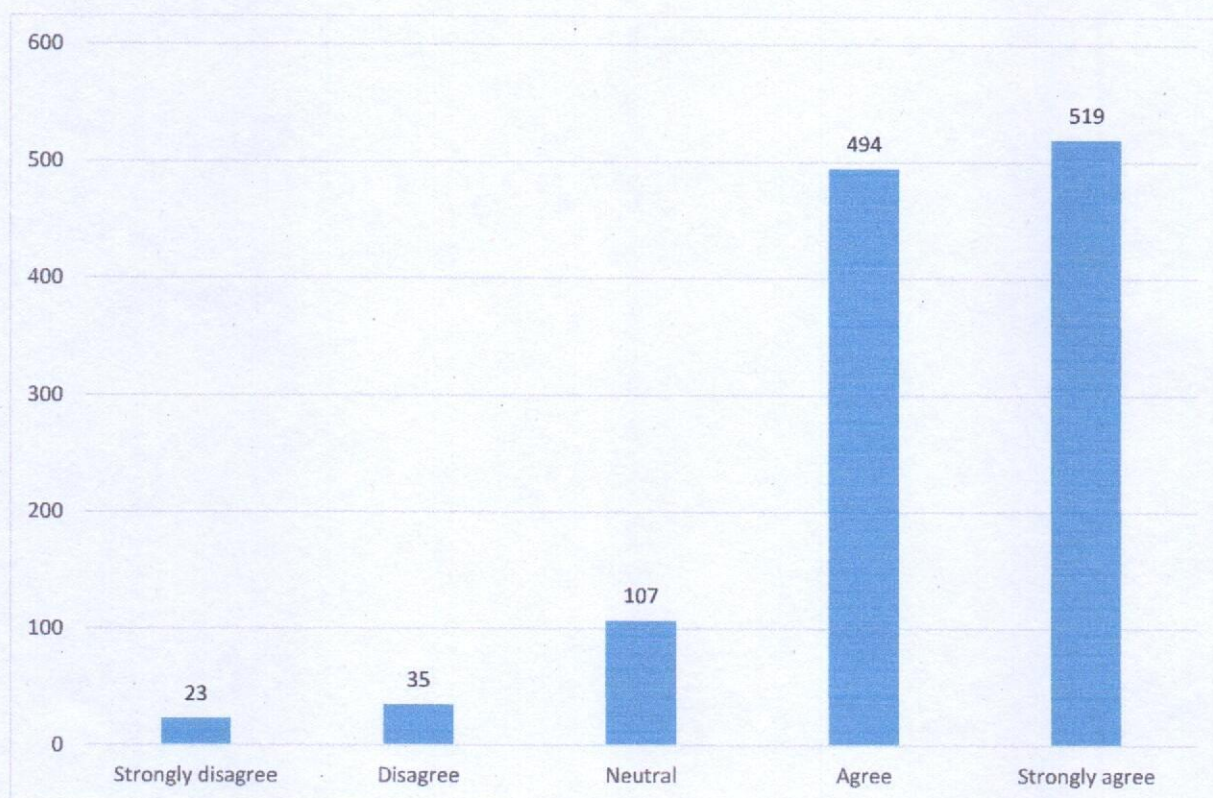


Sanjeev Arora
Registrar
 IFTM University
 Moradabad.

17. The institution makes effort to engage students in the monitoring, review and continuous quality improvement of the teaching learning process.

| Achievement | Assigned Rating | Response Count |
|-------------------|-----------------|----------------|
| Strongly disagree | 0 | 23 |
| Disagree | 1 | 35 |
| Neutral | 2 | 107 |
| Agree | 3 | 494 |
| Strongly agree | 4 | 519 |
| Average Rating | 3.23 | 1178 |

The weighted average of 3.23 supported the fact that the University has been putting sincere efforts to involve students in improving its teaching learning process.


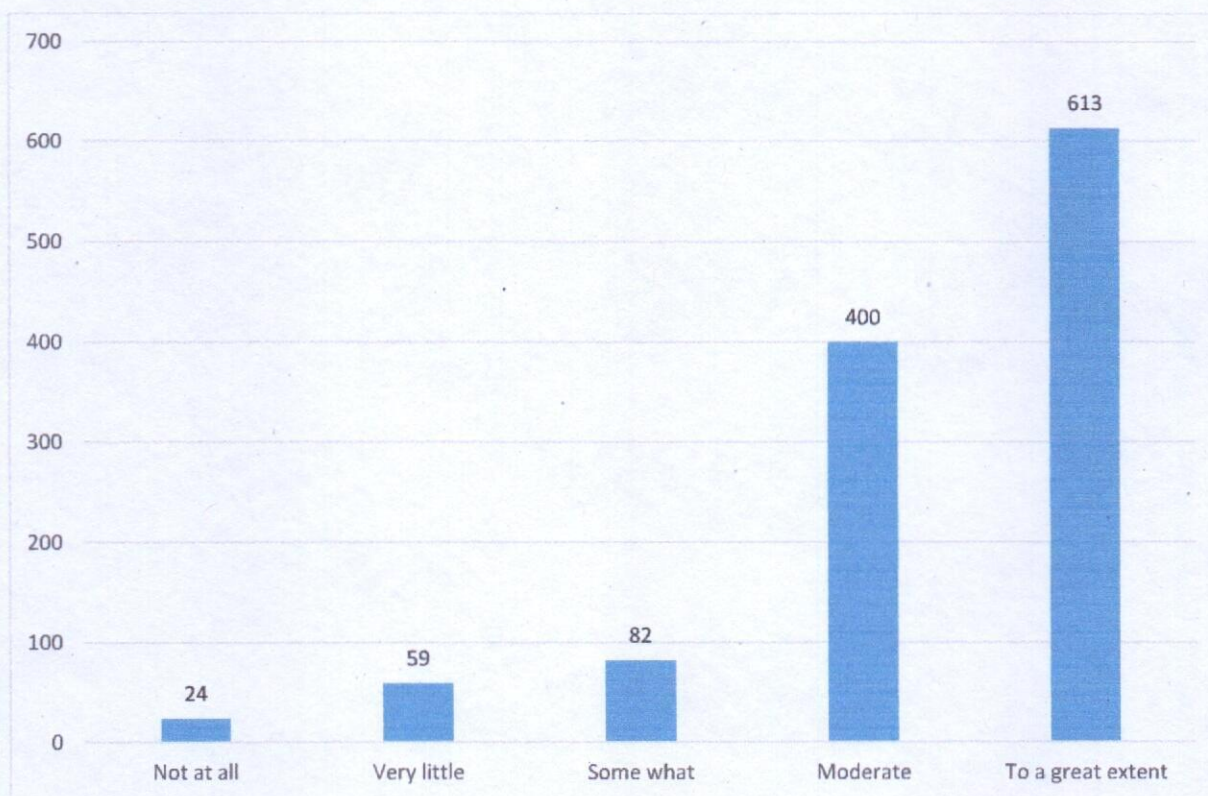


Sanjeev Arora
Registrar
 IFTM University
 Moradabad.

18. The institute/ teachers use student centric methods, such as experiential learning, participative learning and problem solving methodologies for enhancing learning experiences.

| Achievement | Assigned Rating | Response Count |
|-------------------|-----------------|----------------|
| Not at all | 0 | 24 |
| Very little | 1 | 59 |
| Some what | 2 | 82 |
| Moderate | 3 | 400 |
| To a great extent | 4 | 613 |
| Average Rating | 3.29 | 1178 |

With a score of 3.29, it became evident that the University has adopted student centric methods for enhancing the learning experiences of its students.


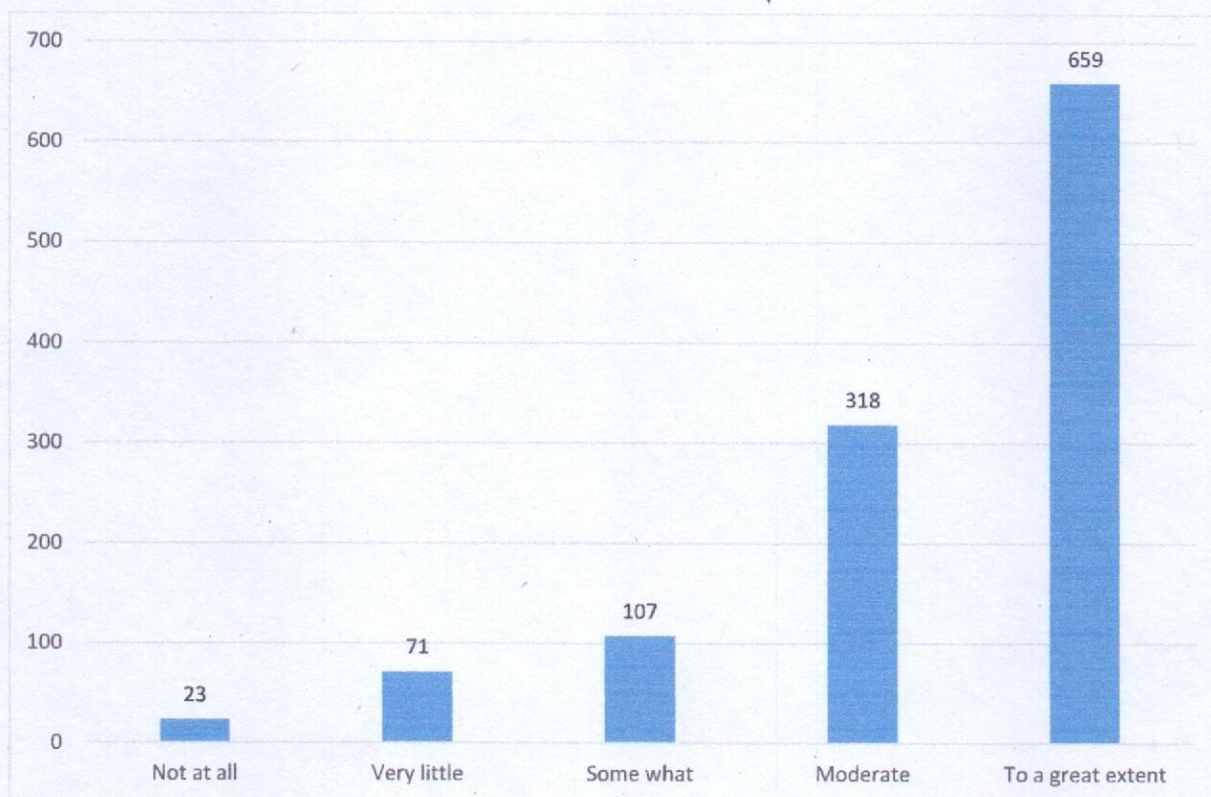


Sanjeev Arora
Registrar
 IFTM University
 Moradabad.

19. Efforts are made by the institute/ teachers to inculcate soft skills, life skills and employ ability skills to make you ready for the world of work.

| Achievement | Assigned Rating | Response Count |
|-------------------|-----------------|----------------|
| Not at all | 0 | 23 |
| Very little | 1 | 71 |
| Some what | 2 | 107 |
| Moderate | 3 | 318 |
| To a great extent | 4 | 659 |
| Average Rating | 3.29 | 1178 |

The weighted average of 3.29 indicated that the University puts considerable efforts in skilling its students for improving their employability.


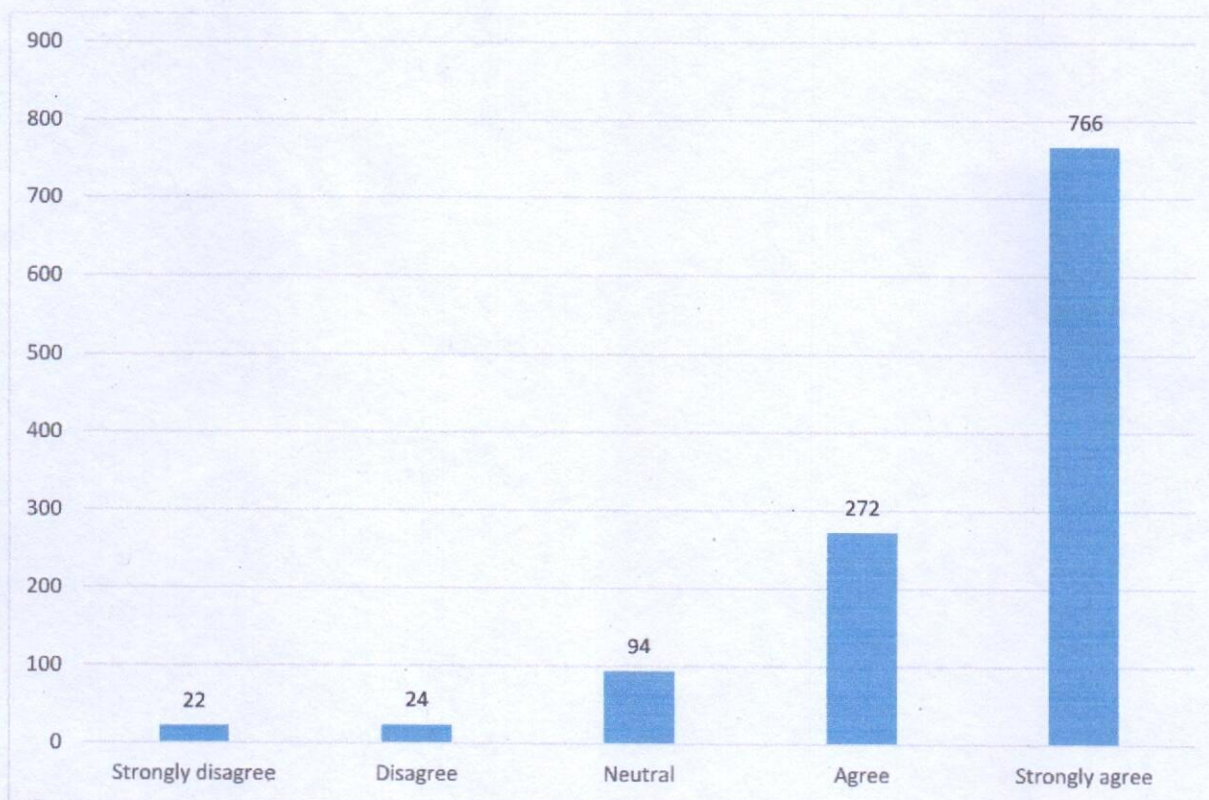


Sanjeev Prasad
Registrar
 IFTM University
 Moradabad.

20. The overall quality of teaching-learning process in your institute is very good.

| Achievement | Assigned Rating | Response Count |
|-------------------|-----------------|----------------|
| Strongly disagree | 0 | 22 |
| Disagree | 1 | 24 |
| Neutral | 2 | 94 |
| Agree | 3 | 272 |
| Strongly agree | 4 | 766 |
| Average Rating | 3.47 | 1178 |

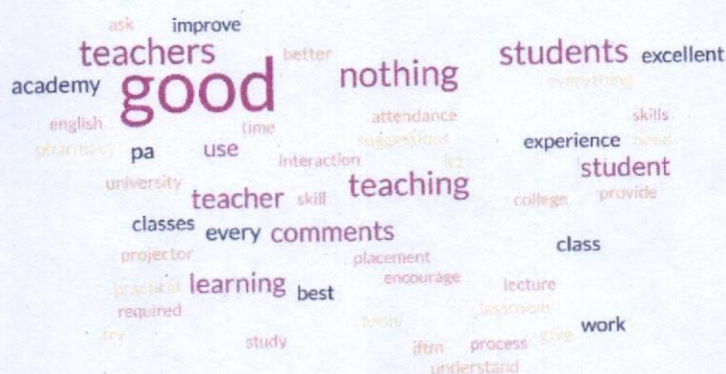
The weighted average of 3.47 indicated that the students were happy with the teaching learning process at the University.



Sanjeev Anand
Registrar
 IFTM University
 Moradabad.

21. Give three observation / suggestions to improve the overall teaching – learning experience in your institution.

The word cloud helped us in learning the most talked about areas, in Student Satisfaction Survey 2022-23. After due diligence, the most important areas were zeroed on for taking corrective actions.



General positive sentiments and comments were inferred from the generated word cloud used to analyze the subjective comments.



Sanjeev Kumar
Registrar
IFTM University
Moradabad.