

IFTM UNIVERSITY

MORADABAD

CURRICULUM FEEDBACK REPORT
PHARMACY ACADEMY

2023-24

Curriculum adopted by the University provides not only a structure for teaching; instead, it is a measurable plan. It helps quantify the efforts being put by all the stakeholders of the ecosystem. Its acceptance amongst all the stakeholders and suitability is a pre requisite to the ultimate purpose of learning and development, at the University.

To bridge any gap between the expectations and the perception in regards to the curriculum, an annual survey is conducted for all the key stakeholders, viz., teachers, students, alumni, and employers.

The curriculum feedback collected from various stakeholders, provides valuable insights into the relevance and effectiveness of the University's academic programs. Stakeholders appreciate the inclusion of contemporary topics, practical exposure, and interdisciplinary approaches. However, recommendations suggest enhancing industry-academia collaboration, updating course content to align with current trends, and incorporating more skill-based and experiential learning opportunities. Faculty members have emphasized the need for more flexibility in course structures, while students advocate for improved access to digital learning tools. These suggestions will guide future curriculum revisions to ensure the programs remain robust, competitive, and aligned with academic and professional excellence.



SECTION - TEACHERS



RESEARCH METHODOLOGY

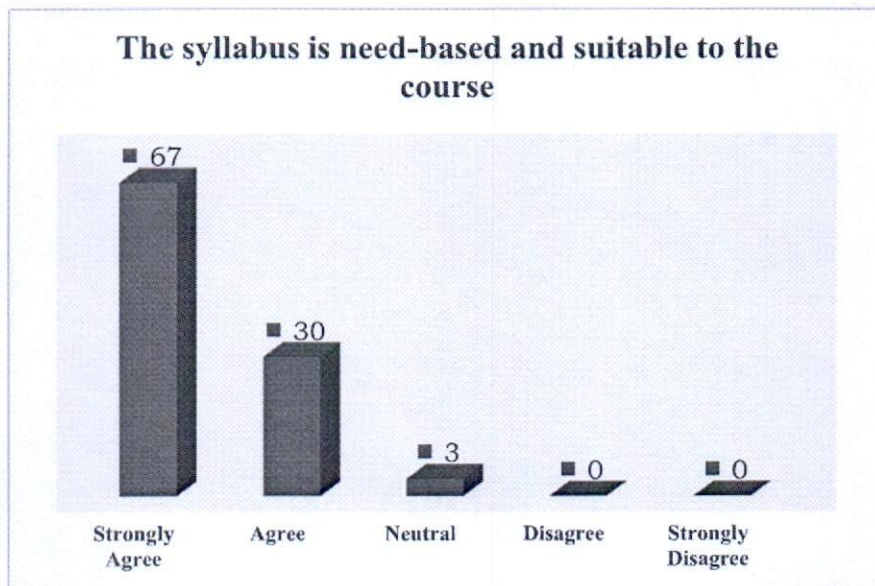
Data Type:	Primary
Data Collection Tool:	Survey (Online)
Sample Size:	27
Sample Frame:	Teachers of IFTM University in 2023-24 in Pharmacy Academy
Sampling:	Probability Sampling
Questionnaire:	Five-point Likert scale



PART – A
CURRICULUM DESIGN AND DEVELOPMENT

The syllabus is need-based and suitable to the course

Response	Percentage	Respondents
Strongly Agree	67	18
Agree	30	8
Neutral	3	1
Disagree	0	0
Strongly Disagree	0	0
Total	100	27

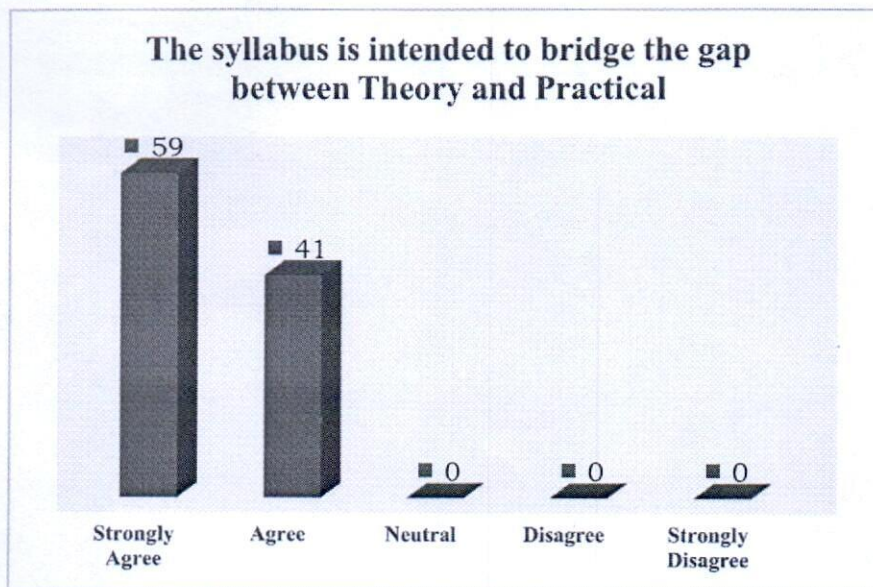


The majority (97%) of respondents either strongly agree or agree that the syllabus is need-based and appropriate for the course, indicating a high level of satisfaction with its relevance and alignment. The absence of any disagreement suggests a positive perception of the syllabus's suitability.



The syllabus is intended to bridge the gap between Theory and Practical

Response	Percentage	Respondents
Strongly Agree	59	16
Agree	41	11
Neutral	0	0
Disagree	0	0
Strongly Disagree	0	0
Total	100	27

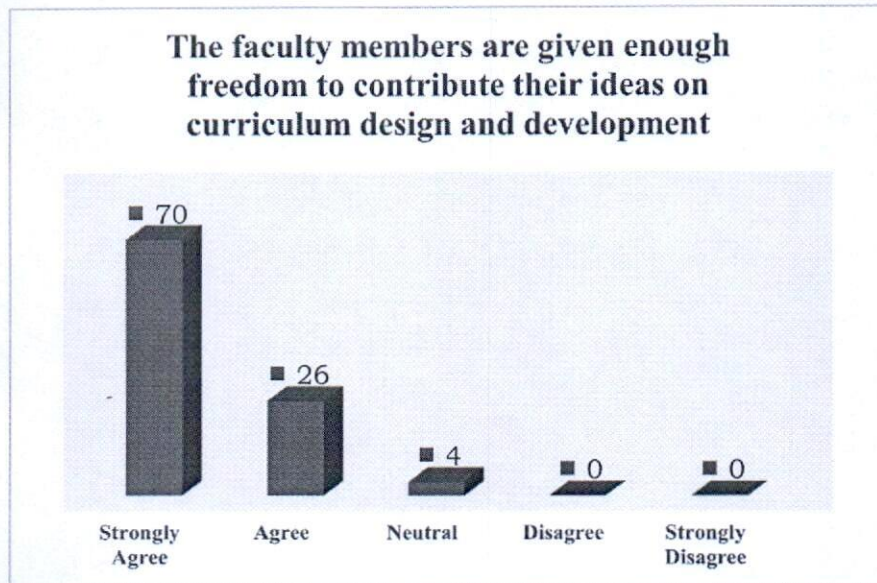


The table clearly indicates that a significant majority of respondents strongly agree or agree with the statement that the syllabus is intended to bridge the gap between theory and practical application. This positive response indicates that the curriculum is perceived as effectively integrating theoretical knowledge with practical skills.



The faculty members are given enough freedom to contribute their ideas on curriculum design and development

Response	Percentage	Respondents
Strongly Agree	70	19
Agree	26	7
Neutral	4	1
Disagree	0	0
Strongly Disagree	0	0
Total	100	27



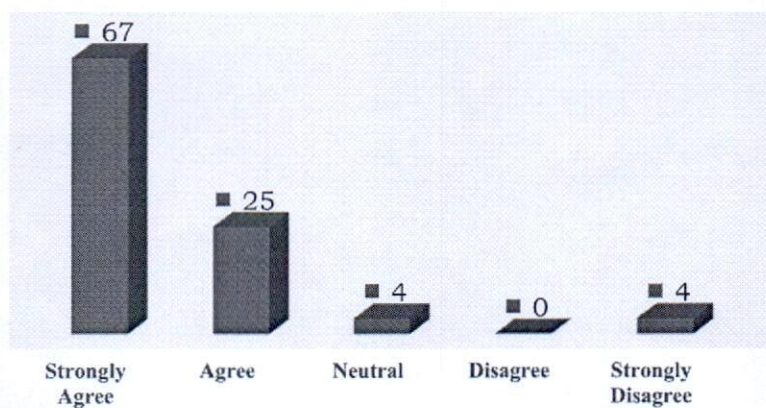
The survey results indicate that a significant majority of faculty members (96%) either strongly agree or agree that they are given enough freedom to contribute their ideas on curriculum design and development. This positive sentiment suggests a conducive academic environment where faculty members feel empowered to share their expertise and innovative approaches to teaching and learning.



Employability and skill development are given due weightage in curriculum design and development

Response	Percentage	Respondents
Strongly Agree	67	18
Agree	25	7
Neutral	4	1
Disagree	0	0
Strongly Disagree	4	1
Total	100	27

Employability and skill development are given due weightage in curriculum design and development

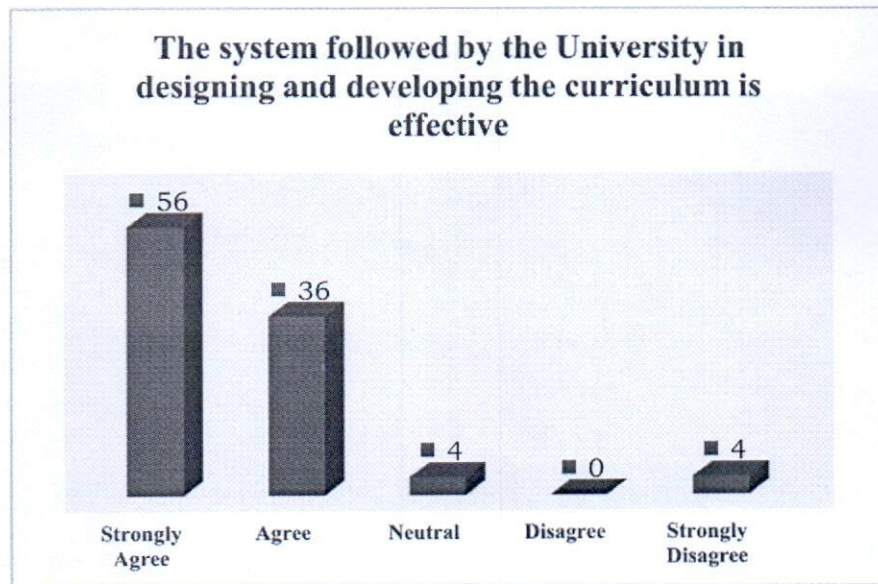


The survey results indicate a strong consensus among respondents that employability and skill development are given due weightage in curriculum design and development. A significant majority (92%) either strongly agree or agree with this statement.



The system followed by the University in designing and developing the curriculum is effective

Response	Percentage	Respondents
Strongly Agree	56	15
Agree	36	10
Neutral	4	1
Disagree	0	0
Strongly Disagree	4	1
Total	100	27

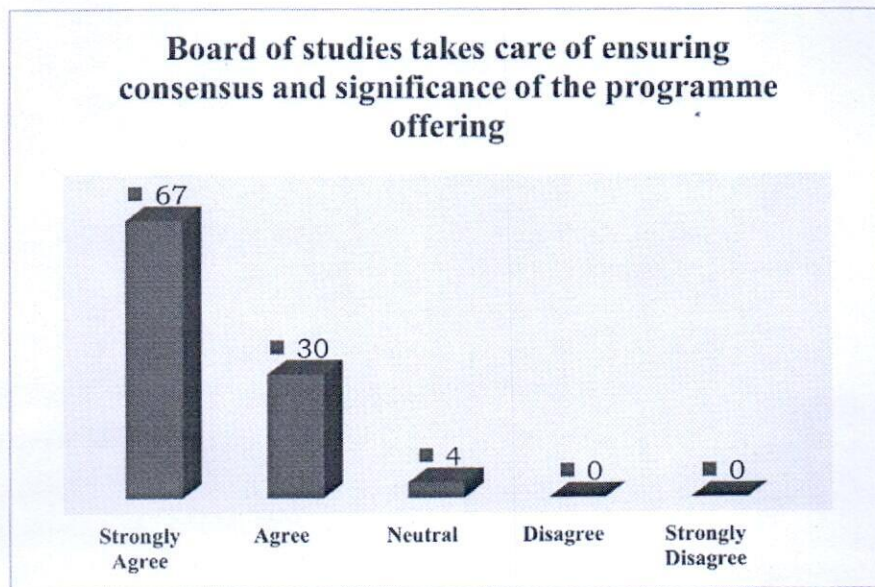


A significant majority (92%) of respondents either strongly agree or agree with the effectiveness of the system. It indicates a generally positive perception of the university's system for designing and developing the curriculum.



Board of studies takes care of ensuring consensus and significance of the programme offering

Response	Percentage	Respondents
Strongly Agree	67	18
Agree	29	8
Neutral	4	1
Disagree	0	0
Strongly Disagree	0	0
Total	100	27

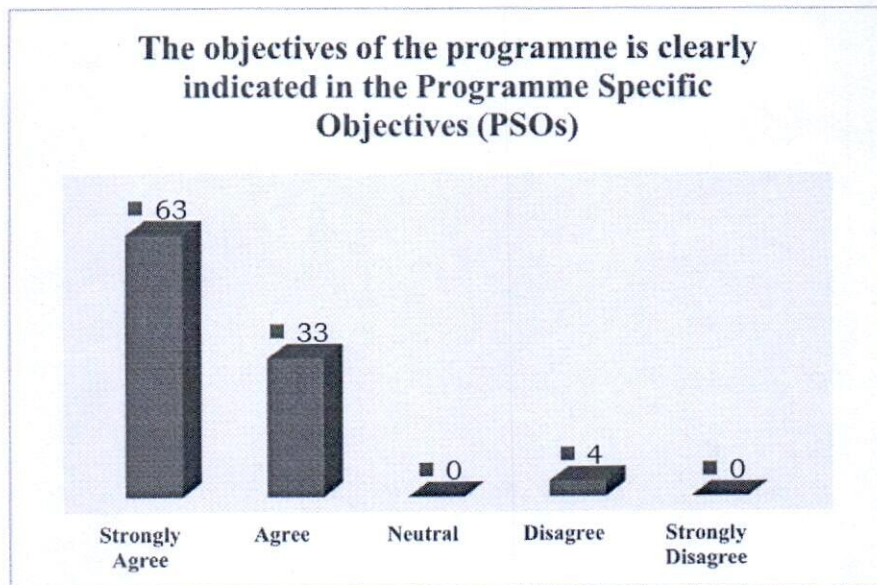


The data shows a high level of confidence in the Board of Studies' ability to foster consensus and ensure the relevance of program offerings. With 97% (67% strongly agree and 30% agree) expressing positive views, the Board's role is widely acknowledged and appreciated by respondents. The lack of negative responses further suggests effectiveness and satisfaction with its current processes.



The objectives of the programme is clearly indicated in the Programme Specific Objectives (PSOs)

Response	Percentage	Respondents
Strongly Agree	63	17
Agree	33	9
Neutral	0	0
Disagree	4	1
Strongly Disagree	0	0
Total	100	27

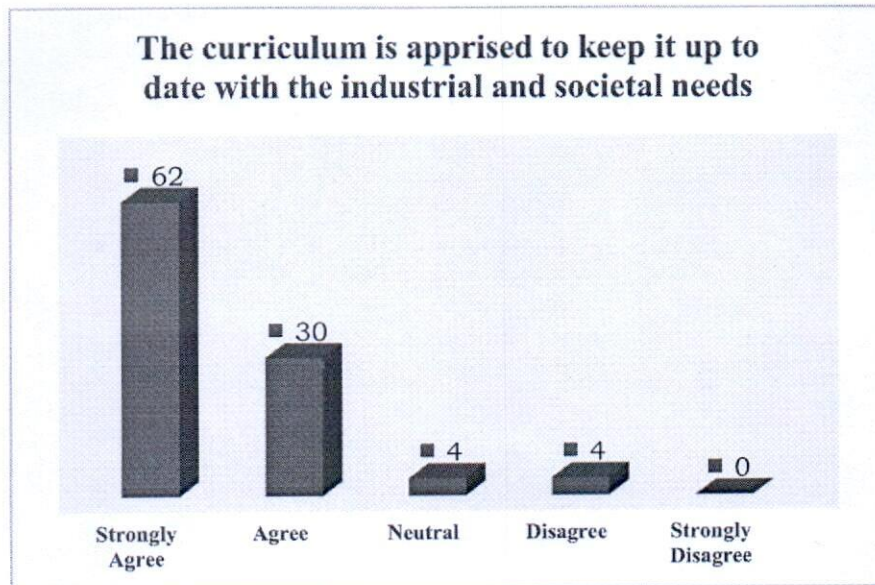


96% (26 out of 27) of the respondents agree or strongly agree, indicating strong consensus that the PSOs effectively communicate the program's objectives.



The curriculum is appraised to keep it up to date with the industrial and societal needs

Response	Percentage	Respondents
Strongly Agree	62	17
Agree	30	8
Neutral	4	1
Disagree	4	1
Strongly Disagree	0	0
Total	100	27

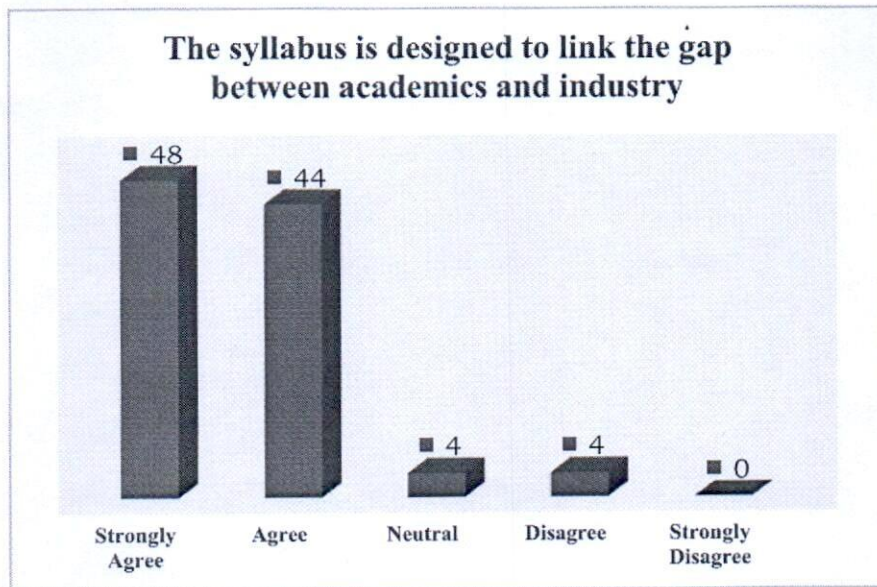


Based on the survey results, most respondents (92%) strongly agree or agree with the statement. This indicates that the university's efforts to keep the curriculum up-to-date are perceived as effective. However, it is important to continue monitoring and improving the curriculum to ensure it remains relevant and responsive to the evolving needs of industry and society.



The syllabus is designed to link the gap between academics and industry

Response	Percentage	Respondents
Strongly Agree	48	13
Agree	44	12
Neutral	4	1
Disagree	4	1
Strongly Disagree	0	0
Total	100	27

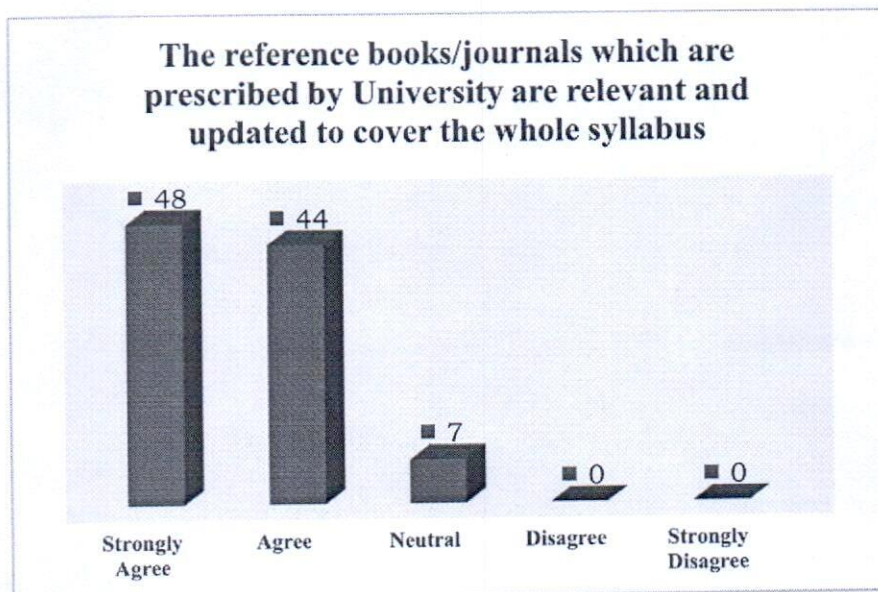


Based on the survey results, a significant majority (92%) of respondents either strongly agree or agree with the statement. This indicates that the university's efforts to bridge the gap between academia and industry are perceived as effective.



The reference books/journals which are prescribed by University are relevant and updated to cover the whole syllabus

Response	Percentage	Respondents
Strongly Agree	48	13
Agree	44	12
Neutral	7	2
Disagree	0	0
Strongly Disagree	0	0
Total	100	27

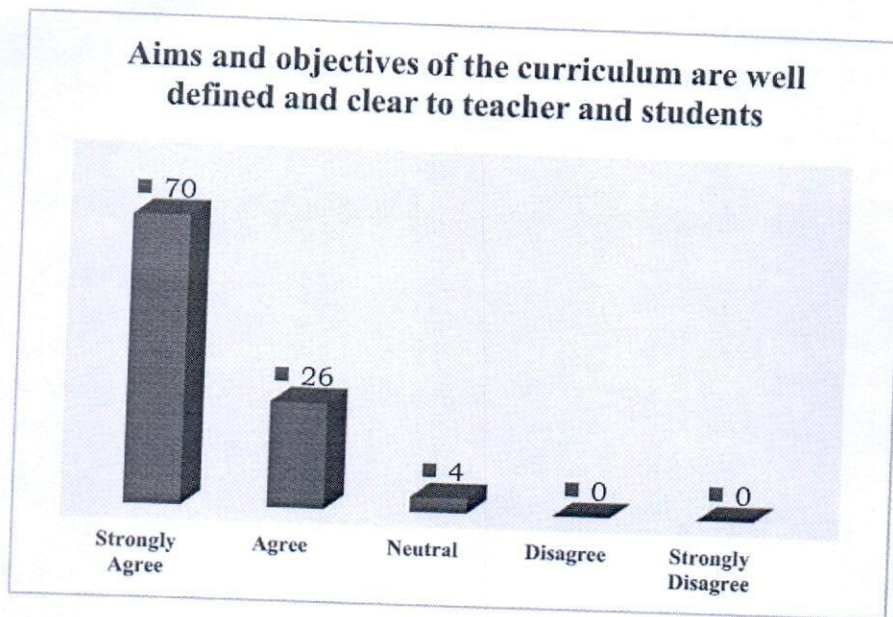


A strong majority (92%) either agree or strongly agree that the prescribed reference materials are relevant and up-to-date. Only 7% (2 respondents) remain neutral, indicating no disagreement with the relevance or currency of the reference materials. No respondents expressed any form of disagreement, showing a clear positive perception.



Aims and objectives of the curriculum are well defined and clear to teacher and students

Response	Percentage	Respondents
Strongly Agree	70	19
Agree	26	7
Neutral	4	1
Disagree	0	0
Strongly Disagree	0	0
Total	100	27



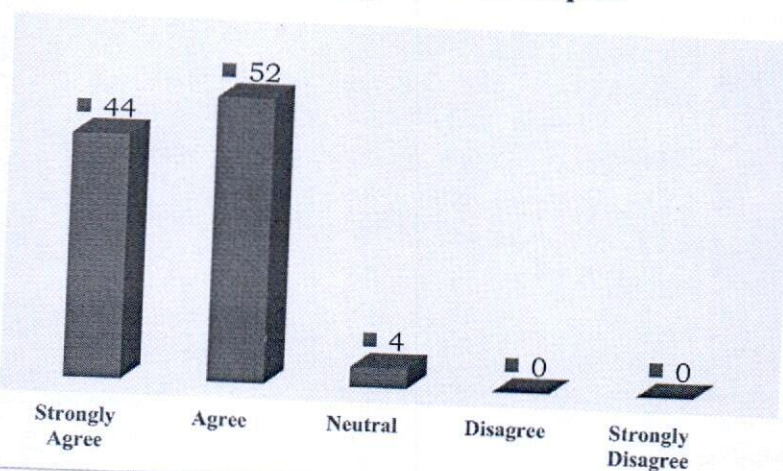
A significant majority (96%) of respondents either strongly agree or agree with the statement. This suggests that the university has effectively communicated the aims and objectives of the curriculum to both teachers and students.



The syllabus covers contemporary and advanced topics or techniques

Response	Percentage	Respondents
Strongly Agree	44	12
Agree	52	14
Neutral	4	1
Disagree	0	0
Strongly Disagree	0	0
Total	100	27

The syllabus covers contemporary and advanced topics or techniques



96% of respondents either strongly agree or agree, indicating a strong consensus that the syllabus includes contemporary and advanced topics or techniques. This suggests that it prepares students well for emerging trends and industry advancements.

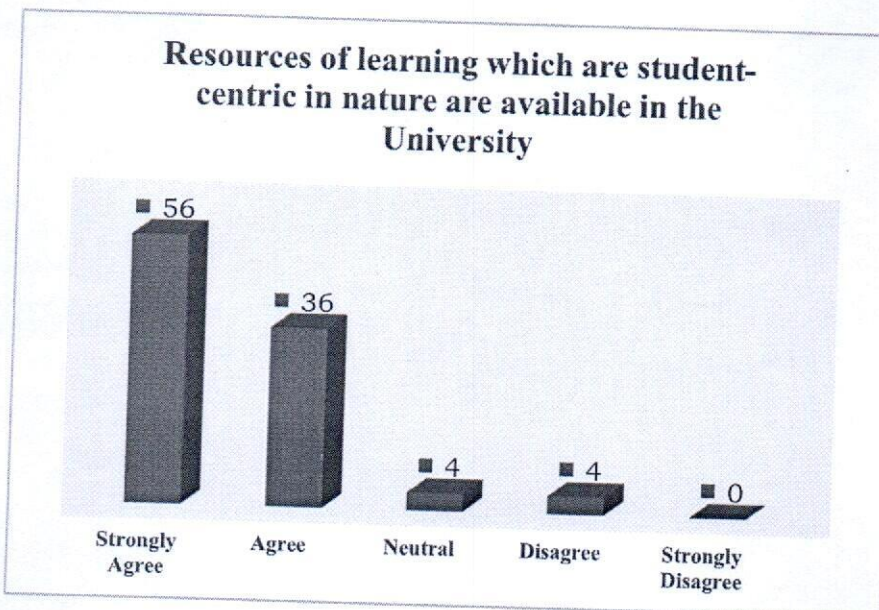


PART - B

TEACHING, LEARNING, AND INFRASTRUCTURE FACILITIES

Resources of learning which are student-centric in nature are available in the University

Response	Percentage	Respondents
Strongly Agree	56	15
Agree	36	10
Neutral	4	1
Disagree	4	1
Strongly Disagree	0	0
Total	100	27

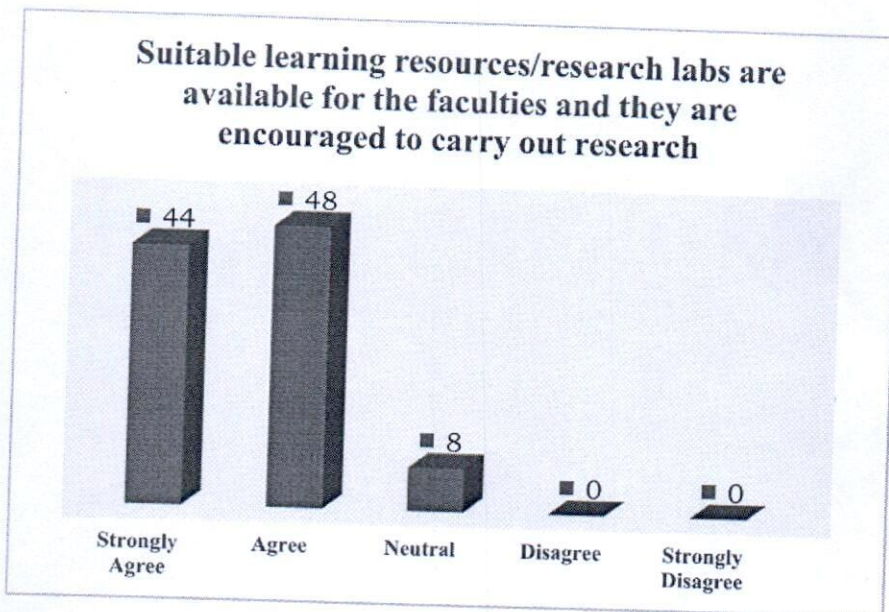


A significant majority (92%) of respondents either strongly agree or agree with the statement. This suggests that the university is making efforts to provide student-centric learning resources.



Suitable learning resources/research labs are available for the faculties and they are encouraged to carry out research

Response	Percentage	Respondents
Strongly Agree	44	12
Agree	48	13
Neutral	8	2
Disagree	0	0
Strongly Disagree	0	0
Total	100	27

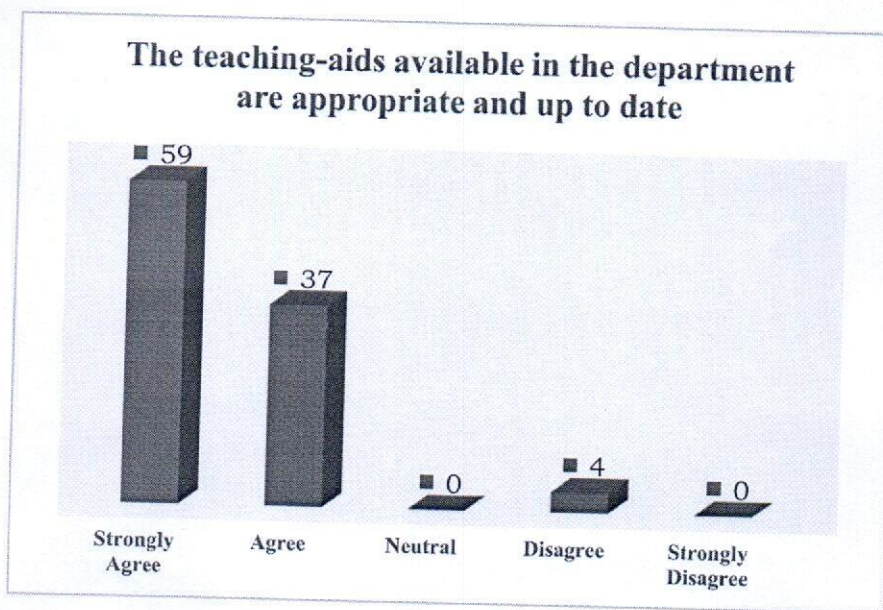


92% of respondents either strongly agree or agree that suitable learning resources and research labs are available, and faculty are encouraged to pursue research. This suggests a conducive environment for academic growth and innovation, reflecting well on institutional commitment to research and development.



The teaching-aids available in the department are appropriate and up to date

Response	Percentage	Respondents
Strongly Agree	59	16
Agree	37	10
Neutral	0	0
Disagree	4	1
Strongly Disagree	0	0
Total	100	27



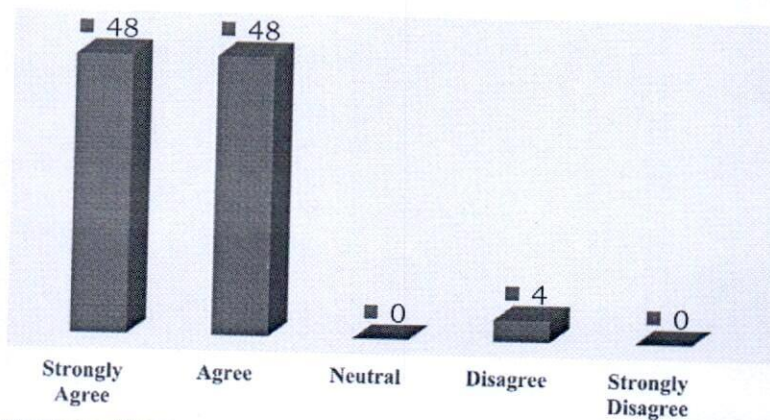
Most of respondents (96%) either strongly agree or agree with the statement. This suggests that the department is providing appropriate and up-to-date teaching aids.



The central library of the University is a major source of information for the faculty/ research scholars/ students and is optimally utilised

Response	Percentage	Respondents
Strongly Agree	48	13
Agree	48	13
Neutral	0	0
Disagree	4	1
Strongly Disagree	0	0
Total	100	27

The central library of the University is a major source of information for the faculty/ research scholars/ students and is optimally utilised



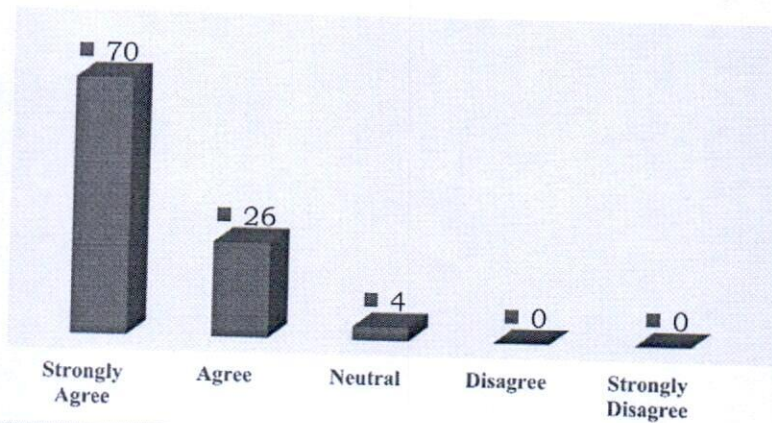
96% of respondents either "Strongly Agree" or "Agree" that the central library is a major source of information and is well-utilized by faculty, research scholars, and students. It indicates that the central library is widely valued and effectively serving its academic community.



The faculty are encouraged to organise/ participate in conferences/ seminars/ symposia/ workshops

Response	Percentage	Respondents
Strongly Agree	70	19
Agree	26	7
Neutral	4	1
Disagree	0	0
Strongly Disagree	0	0
Total	100	27

The faculty are encouraged to organise/ participate in conferences/ seminars/ symposia/ workshops

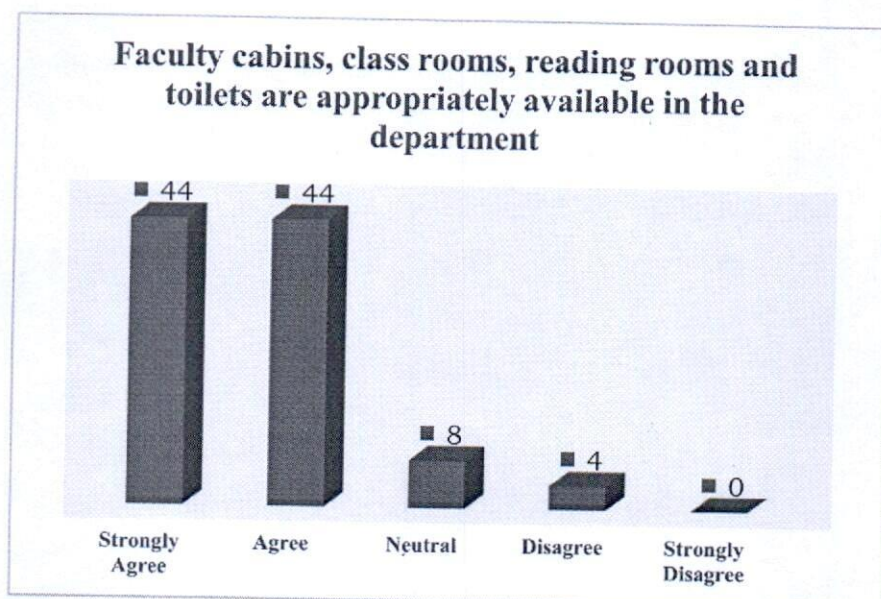


These results indicate that the university fosters an environment that strongly encourages faculty involvement in academic events, which is crucial for professional development, knowledge sharing, and maintaining academic excellence.



Faculty cabins, class rooms, reading rooms and toilets are appropriately available in the department

Response	Percentage	Respondents
Strongly Agree	44	12
Agree	44	12
Neutral	8	2
Disagree	4	1
Strongly Disagree	0	0
Total	100	27

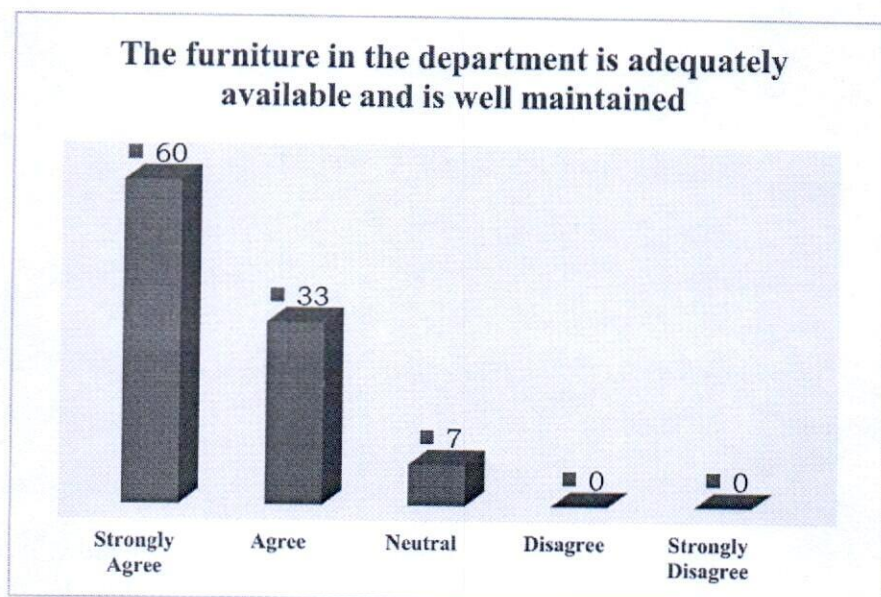


Based on the survey results, a significant majority (88%) of respondents either strongly agree or agree with the statement. This suggests that the department provides reasonably adequate facilities for its faculty and students.



The furniture in the department is adequately available and is well maintained

Response	Percentage	Respondents
Strongly Agree	60	16
Agree	33	9
Neutral	7	2
Disagree	0	0
Strongly Disagree	0	0
Total	100	27

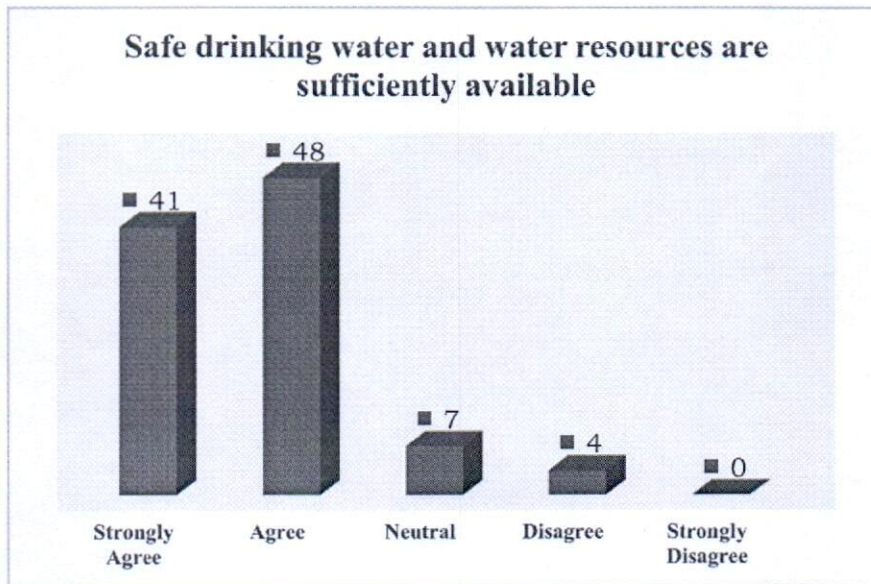


Most of respondents (93%) either strongly agree or agree with the statement. This suggests that the department is providing adequate and well-maintained furniture for its faculty and students.



Safe drinking water and water resources are sufficiently available

Response	Percentage	Respondents
Strongly Agree	41	11
Agree	48	13
Neutral	7	2
Disagree	4	1
Strongly Disagree	0	0
Total	100	27

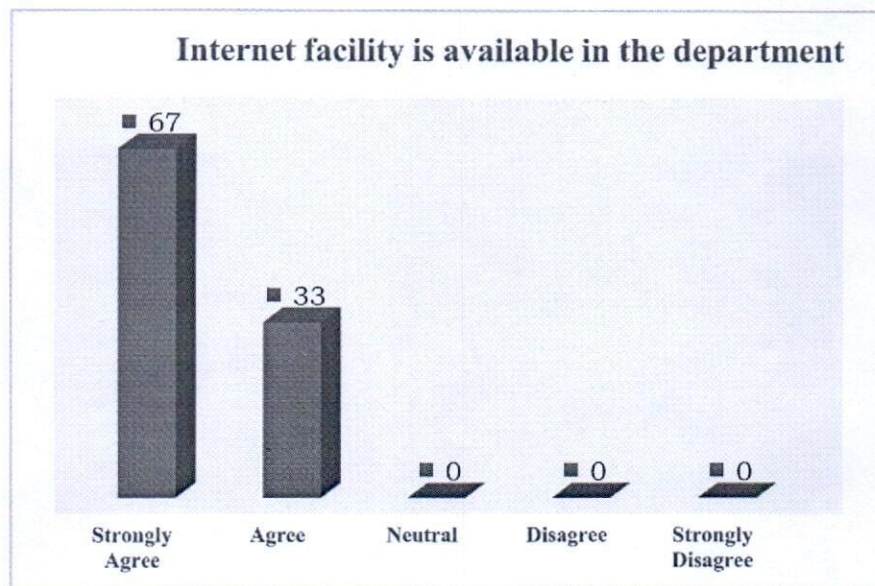


The vast majority (89%) agree or strongly agree that safe drinking water and water resources are sufficiently available, indicating general satisfaction or confidence in water resource availability.



Internet facility is available in the department

Response	Percentage	Respondents
Strongly Agree	67	18
Agree	33	9
Neutral	0	0
Disagree	0	0
Strongly Disagree	0	0
Total	100	27

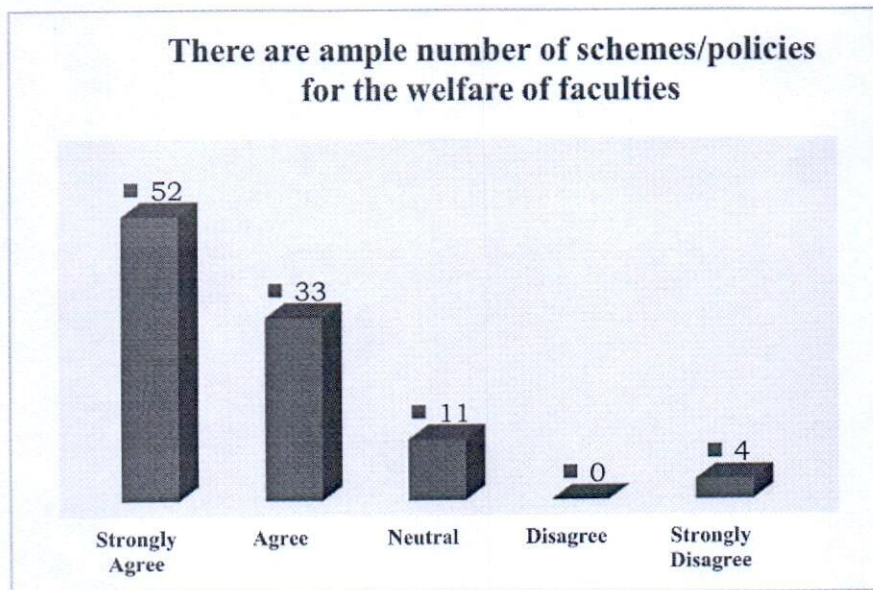


The data reflects unanimous satisfaction and agreement regarding the availability of internet facilities in the department. This suggests that the internet infrastructure is reliable and meets the respondents' needs.



There are ample number of schemes/policies for the welfare of faculties

Response	Percentage	Respondents
Strongly Agree	52	14
Agree	33	9
Neutral	11	3
Disagree	0	0
Strongly Disagree	4	1
Total	100	27



A majority (85%) either strongly agree or agree that there are sufficient welfare schemes/policies for faculty members. This distribution suggests an overall positive perception, with a small fraction of faculty members feeling there might be room for improvement.



SECTION - STUDENTS



RESEARCH METHODOLOGY

Data Type:	Primary
Data Collection Tool:	Survey (Online)
Sample Size:	84
Sample Frame:	Students of IFTM University studying in 2023-24 in Pharmacy Academy
Sampling:	Probability Sampling
Questionnaire:	Five-point Likert scale

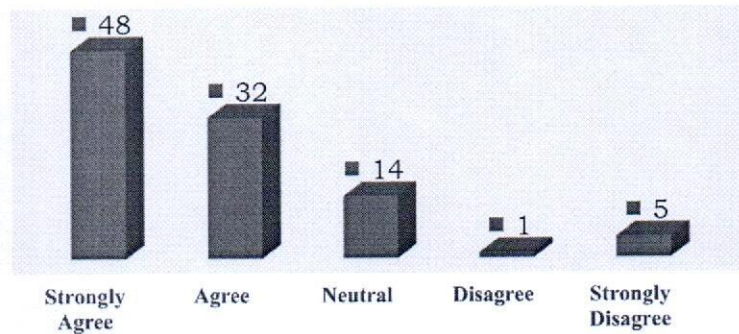


PART – A CURRICULM

The curriculum provides added flexibility and diversity among the offered courses across the programmes.

Response	Percentage	Respondents
Strongly Agree	48	40
Agree	32	27
Neutral	14	12
Disagree	1	1
Strongly Disagree	5	4
Total	100	84

The curriculum provides added flexibility and diversity among the offered courses across the programmes.



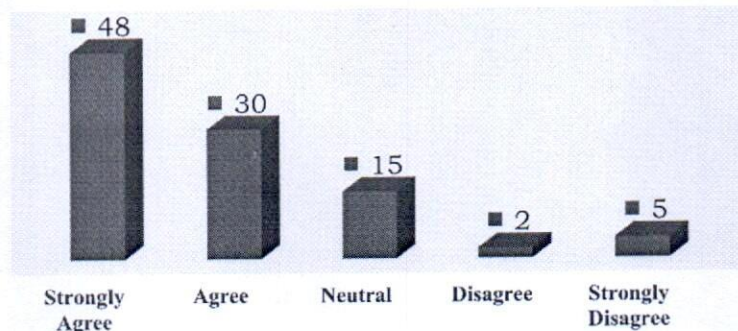
This indicates that 80% of respondents view the curriculum positively regarding flexibility and diversity, while only 6% expressed dissatisfaction. A small portion, 14%, remained neutral. This suggests an overall positive perception of the curriculum's flexibility and course diversity.



The curriculum which is based on courses of the programme leads to employability, skill development and entrepreneurship.

Response	Percentage	Respondents
Strongly Agree	48	40
Agree	30	25
Neutral	15	13
Disagree	2	2
Strongly Disagree	5	4
Total	100	84

The curriculum which is based on courses of the programme leads to employability, skill development and entrepreneurship.



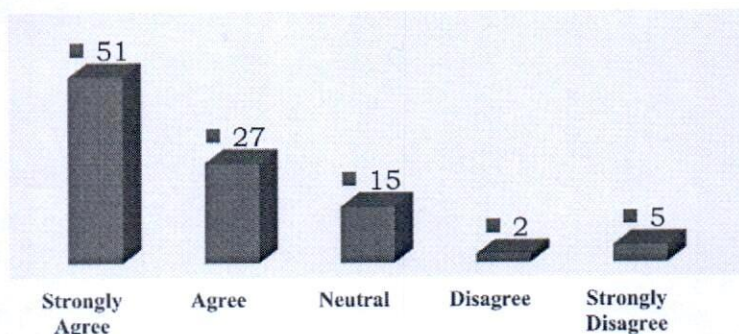
78% of respondents believe that the curriculum effectively supports employability, skill development, and entrepreneurship. This indicates a strong positive sentiment towards the curriculum's practical and professional relevance.



The elective courses offered are diverse and allow students to adapt their education to their interests.

Response	Percentage	Respondents
Strongly Agree	51	42
Agree	27	23
Neutral	15	13
Disagree	2	2
Strongly Disagree	5	4
Total	100	84

The elective courses offered are diverse and allow students to adapt their education to their interests.




Most respondents view the elective courses positively, highlighting that the curriculum offers sufficient variety and customization options to meet individual student interests. This suggests a well-structured programme that supports personalized learning paths.



The course structure and syllabus is interesting and easy to understand.

Response	Percentage	Respondents
Strongly Agree	50	42
Agree	32	27
Neutral	11	9
Disagree	0	0
Strongly Disagree	7	6
Total	100	84

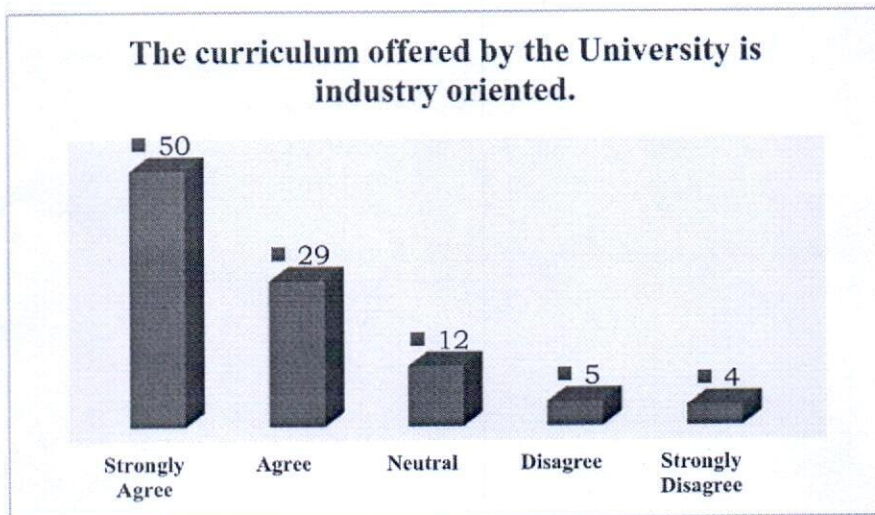


82% of respondents find the course structure and syllabus interesting and easy to understand. This suggests a largely positive perception of the course, with room for addressing concerns raised by a small segment.



The curriculum offered by the University is industry oriented.

Response	Percentage	Respondents
Strongly Agree	50	42
Agree	29	24
Neutral	12	10
Disagree	5	4
Strongly Disagree	4	4
Total	100	84

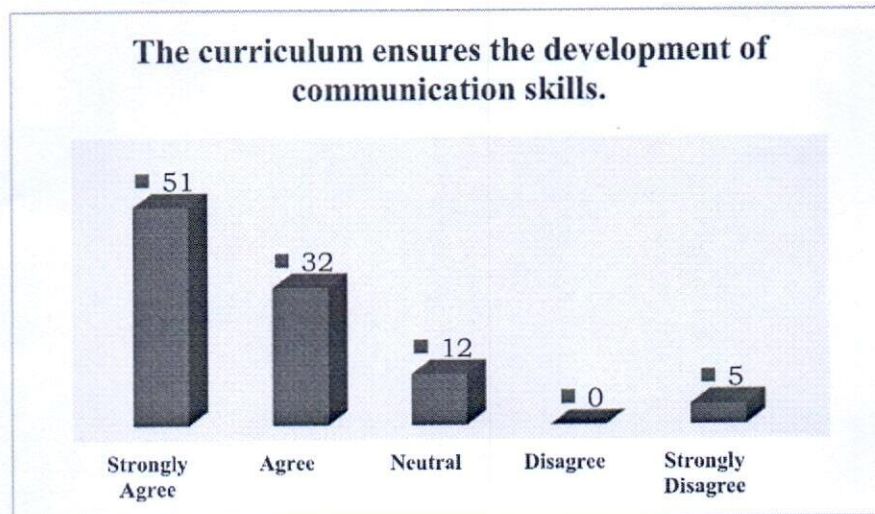


The overall feedback is highly positive, indicating that most students see a strong industry alignment. However, addressing specific feedback from the neutral and negative respondents could further enhance the curriculum's relevance and perception.



The curriculum ensures the development of communication skills.

Response	Percentage	Respondents
Strongly Agree	51	43
Agree	32	27
Neutral	12	10
Disagree	0	0
Strongly Disagree	5	4
Total	100	84

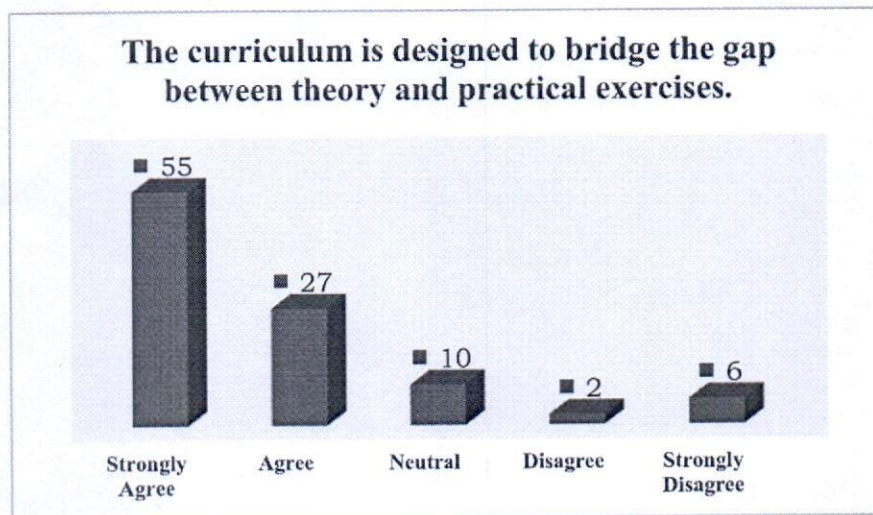


The majority (83%) of respondents either strongly agree or agree, indicating a generally positive perception. A small minority (5%) strongly disagree, suggesting room for improvement, while a neutral stance from 12% indicates some ambivalence.



The curriculum is designed to bridge the gap between theory and practical exercises.

Response	Percentage	Respondents
Strongly Agree	55	46
Agree	27	23
Neutral	10	8
Disagree	2	2
Strongly Disagree	6	5
Total	100	84

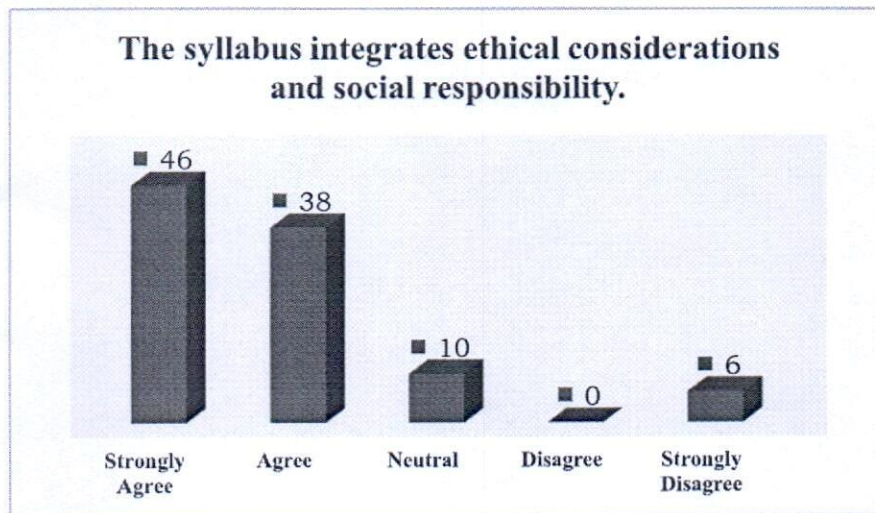


82% of respondents view the curriculum positively, indicating broad confidence in its practical relevance. This suggests that the curriculum is generally well-received in terms of balancing theoretical knowledge and practical application, though there is room for minor improvements or clarifications.



The syllabus integrates ethical considerations and social responsibility.

Response	Percentage	Respondents
Strongly Agree	46	39
Agree	38	32
Neutral	10	8
Disagree	0	0
Strongly Disagree	6	5
Total	100	84




A significant majority (84%) believe the syllabus effectively integrates ethical considerations and social responsibility. This suggests that while the syllabus is well-received overall, there may be opportunities to engage the neutral and dissatisfied respondents more effectively.



The courses offered in the programme are relevant to my future job ambitions.

Response	Percentage	Respondents
Strongly Agree	51	43
Agree	27	23
Neutral	13	11
Disagree	4	3
Strongly Disagree	5	4
Total	100	84

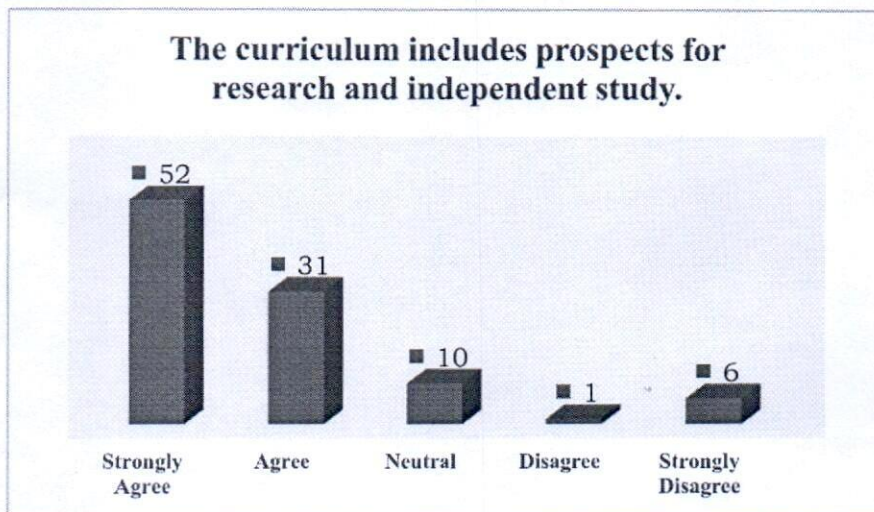


A large majority (78%) of respondents believe that the program's courses align with their career aspirations, reflecting a generally positive perception of the curriculum's relevance. Only a small minority (9%) find the courses irrelevant, suggesting that the program is largely meeting student expectations.



The curriculum includes prospects for research and independent study.

Response	Percentage	Respondents
Strongly Agree	52	44
Agree	31	26
Neutral	10	8
Disagree	1	1
Strongly Disagree	6	5
Total	100	84

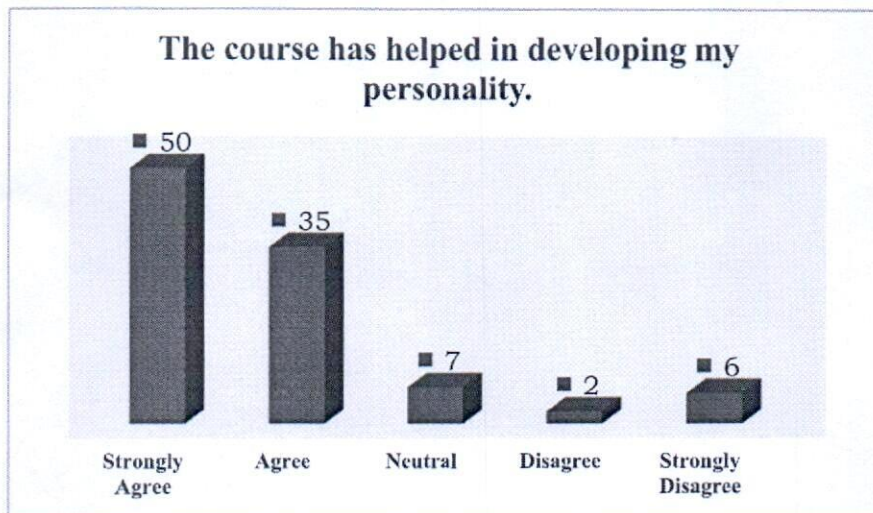


83% of respondents view the curriculum favourably regarding research and independent study opportunities. This indicates that the curriculum is well-received overall, with opportunities for research and independent study being a notable strength.



The course has helped in developing my personality.

Response	Percentage	Respondents
Strongly Agree	50	42
Agree	35	29
Neutral	7	6
Disagree	2	2
Strongly Disagree	6	5
Total	100	84

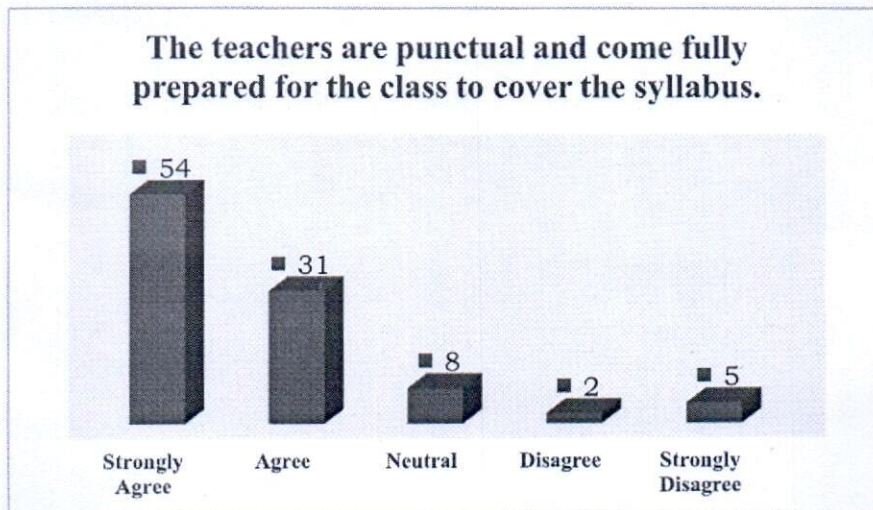


85% of respondents felt the course positively impacted their personality development. The small neutral response (7%) shows limited ambivalence, with most participants forming clear opinions. Only 8% expressed disagreement, suggesting overall course effectiveness.



The teachers are punctual and come fully prepared for the class to cover the syllabus.

Response	Percentage	Respondents
Strongly Agree	54	45
Agree	31	26
Neutral	8	7
Disagree	2	2
Strongly Disagree	5	4
Total	100	84

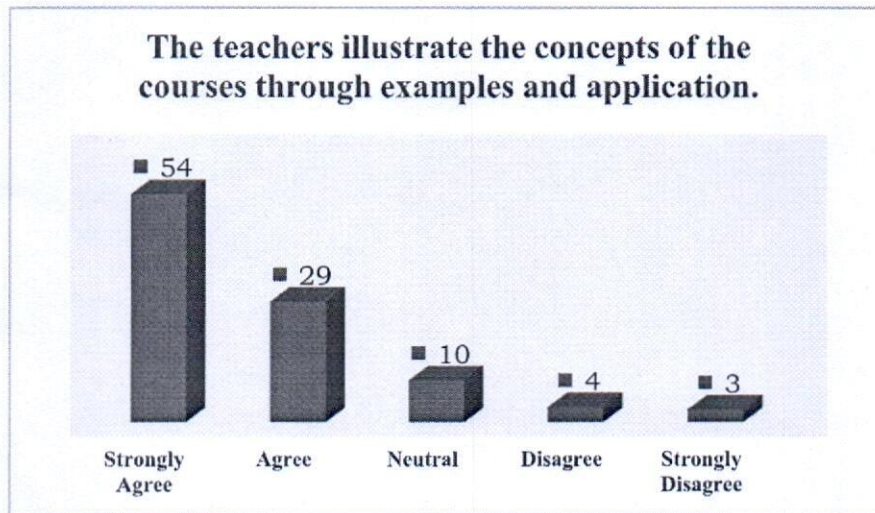


A significant majority (85%) of respondents either strongly agree or agree that teachers are punctual and well-prepared. This suggests a high level of satisfaction with teacher conduct and class readiness.



The teachers illustrate the concepts of the courses through examples and application.

Response	Percentage	Respondents
Strongly Agree	54	45
Agree	29	24
Neutral	10	9
Disagree	4	3
Strongly Disagree	3	3
Total	100	84

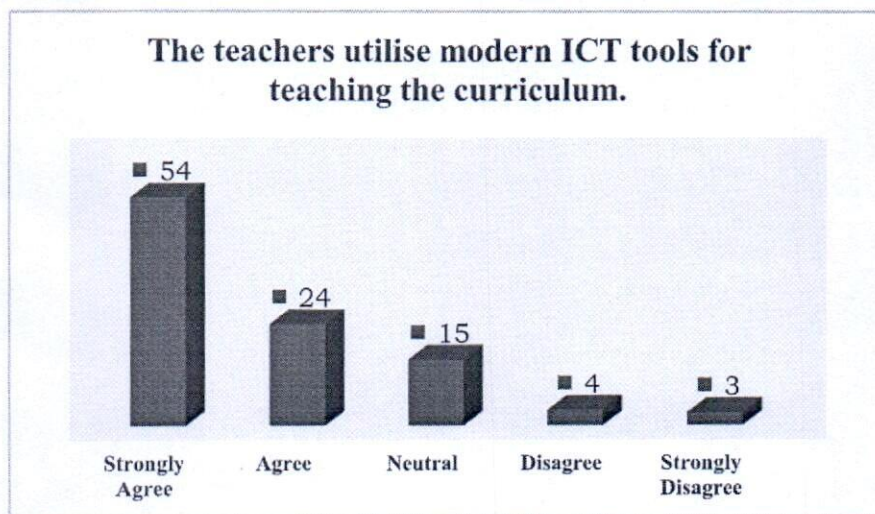


83% of respondents either "Strongly Agree" or "Agree" that teachers effectively illustrate concepts through examples and applications. This suggests that most students find the course examples and applications helpful, but there might be room for improvement to engage the neutral and dissatisfied respondents.



The teachers utilise modern ICT tools for teaching the curriculum.

Response	Percentage	Respondents
Strongly Agree	54	45
Agree	24	20
Neutral	15	13
Disagree	4	3
Strongly Disagree	3	3
Total	100	84

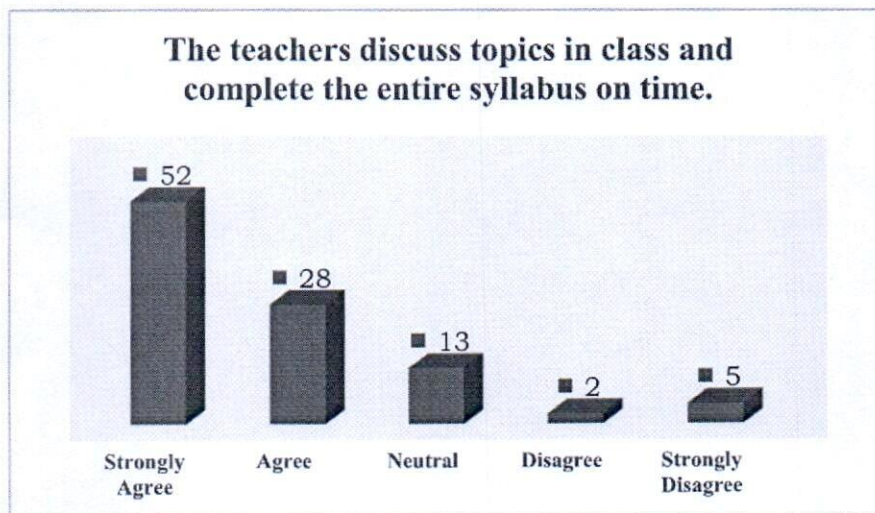


The majority (78%) perceive that teachers integrate modern ICT tools into their teaching effectively. This reflects a generally positive view of the adoption and utility of ICT in education. The small percentage of negative responses (7%) suggests limited concern or gaps, while the neutral group (15%) might indicate areas for potential improvement or a lack of visibility of ICT use to some stakeholders.



The teachers discuss topics in class and complete the entire syllabus on time.

Response	Percentage	Respondents
Strongly Agree	52	44
Agree	28	23
Neutral	13	11
Disagree	2	2
Strongly Disagree	5	4
Total	100	84

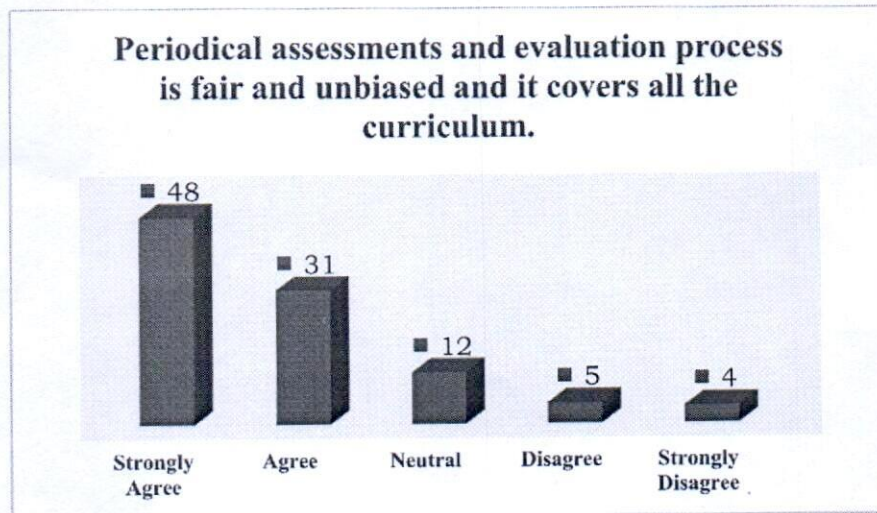


The majority (80%) express confidence in the teachers' ability to cover the syllabus on time, while a small minority (7%) hold negative views. This suggests a generally positive perception of teaching effectiveness.



Periodical assessments and evaluation process is fair and unbiased and it covers all the curriculum.

Response	Percentage	Respondents
Strongly Agree	48	40
Agree	31	26
Neutral	12	10
Disagree	5	4
Strongly Disagree	4	4
Total	100	84

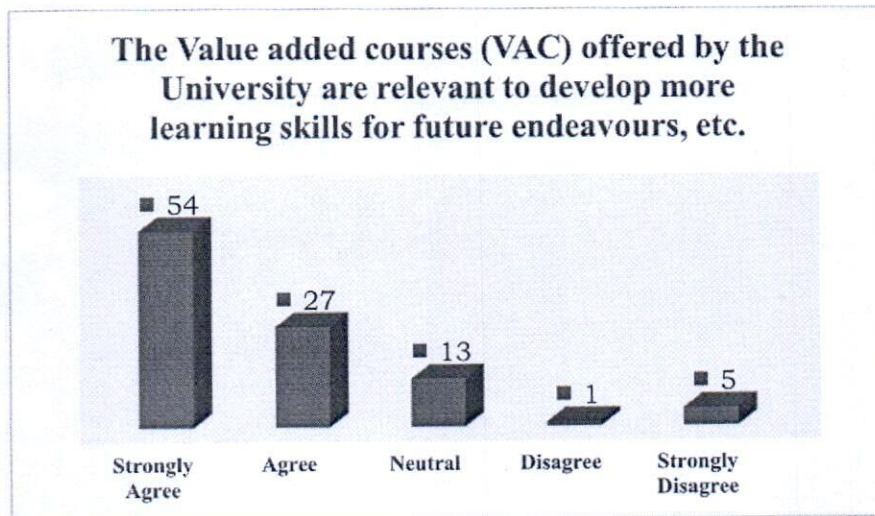


The majority opinion suggests that the periodical assessments are perceived as fair and comprehensive. However, addressing concerns from the small segment expressing dissatisfaction could further improve the process's perceived integrity and effectiveness.



The Value added courses (VAC) offered by the University are relevant to develop more learning skills for future endeavours, etc.

Response	Percentage	Respondents
Strongly Agree	54	45
Agree	27	23
Neutral	13	11
Disagree	1	1
Strongly Disagree	5	4
Total	100	84



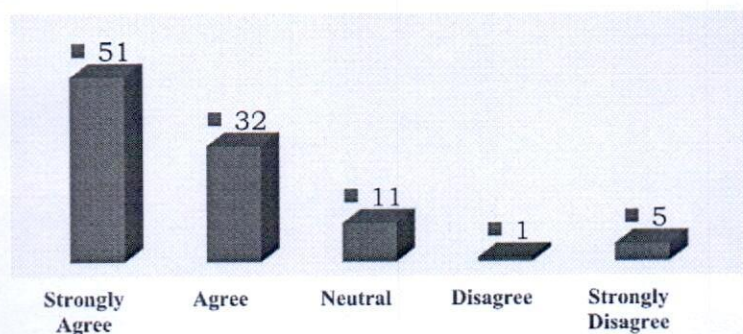
The overall feedback is highly positive, with over 80% of respondents acknowledging the value of these courses in enhancing their learning skills. This indicates that the university's VAC program is generally well-received and perceived as effective in preparing students for future challenges. However, addressing the concerns of the 6% who disagreed could further improve course offerings and student satisfaction.



The curriculum offered by the University is as per the latest UGC guidelines or National Education Policy (NEP) 2020.

Response	Percentage	Respondents
Strongly Agree	51	43
Agree	32	27
Neutral	11	9
Disagree	1	1
Strongly Disagree	5	4
Total	100	84

The curriculum offered by the University is as per the latest UGC guidelines or National Education Policy (NEP) 2020.



The overall perception indicates strong confidence in the curriculum's alignment with national standards, with a small minority expressing reservations. This suggests that the University's curriculum is largely perceived as up-to-date and compliant with current educational policies.



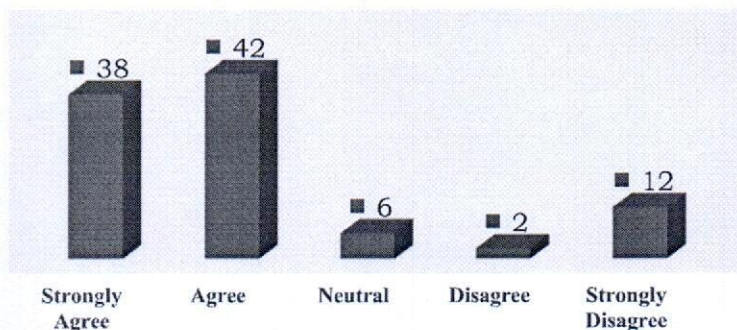
PART – B

INSTITUTIONAL FACILITIES

The central library of the university is a major source of information for the students and is optimally utilised.

Response	Percentage	Respondents
Strongly Agree	38	32
Agree	42	36
Neutral	6	5
Disagree	2	2
Strongly Disagree	12	10
Total	100	85

The central library of the university is a major source of information for the students and is optimally utilised.

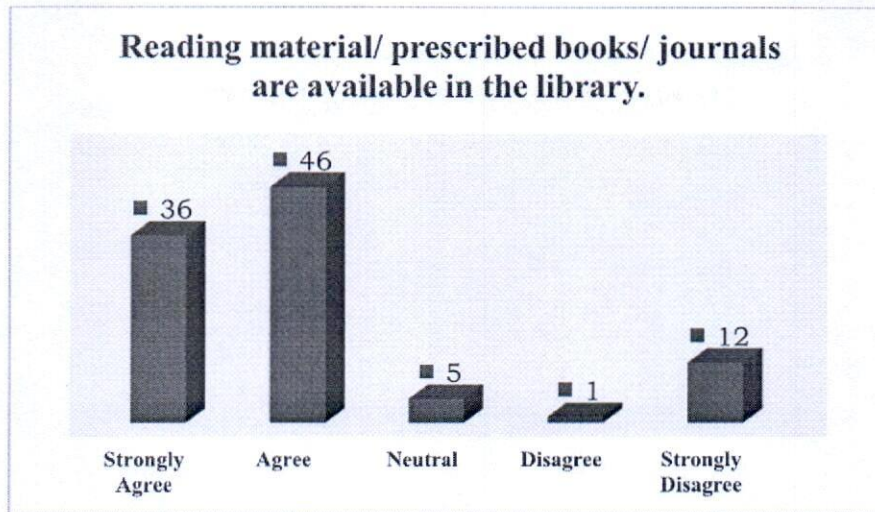


Most students (80%) see the central library as an essential and well-utilized resource. However, the presence of some dissatisfaction highlights potential areas where services or resources could be enhanced to address the needs of all students.



Reading material/ prescribed books/ journals are available in the library.

Response	Percentage	Respondents
Strongly Agree	36	31
Agree	46	39
Neutral	5	4
Disagree	1	1
Strongly Disagree	12	10
Total	100	85

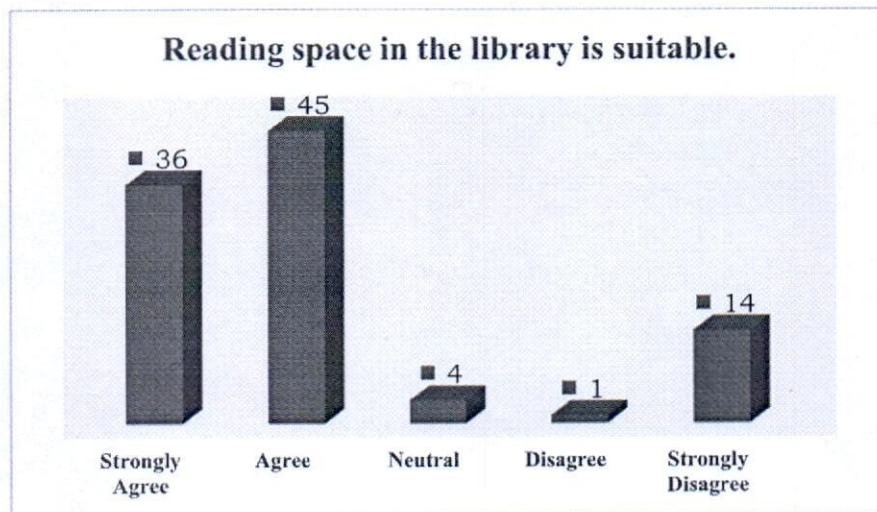


The data shows that a significant majority (82%) believe the library provides adequate reading material.



Reading space in the library is suitable.

Response	Percentage	Respondents
Strongly Agree	36	31
Agree	45	38
Neutral	4	3
Disagree	1	1
Strongly Disagree	14	12
Total	100	85

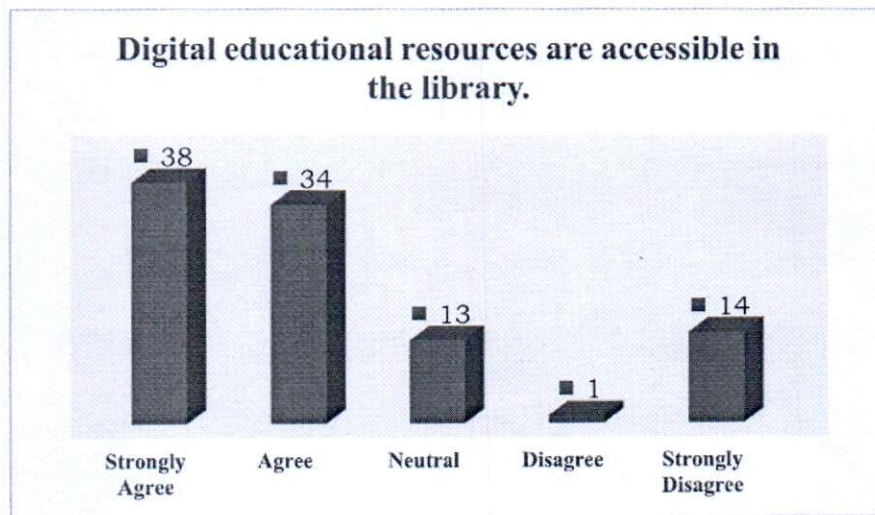


81% (69 out of 85 respondents) believe the library's reading space is suitable. This majority indicates that most users are satisfied with the library's environment for reading. However, addressing the concerns of those who expressed dissatisfaction could enhance the overall experience.



Digital educational resources are accessible in the library.

Response	Percentage	Respondents
Strongly Agree	38	32
Agree	34	29
Neutral	13	11
Disagree	1	1
Strongly Disagree	14	12
Total	100	85

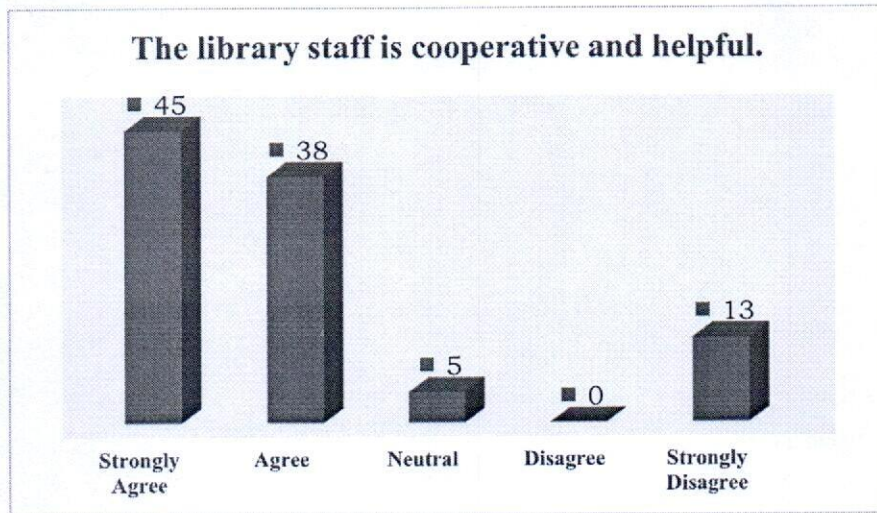


The majority (72%) of users find the library's digital resources accessible. However, the presence of 14% strongly disagreeing suggests there might be underlying challenges or disparities that could benefit from further investigation or improvement.



The library staff is cooperative and helpful.

Response	Percentage	Respondents
Strongly Agree	45	38
Agree	38	32
Neutral	5	4
Disagree	0	0
Strongly Disagree	13	11
Total	100	85

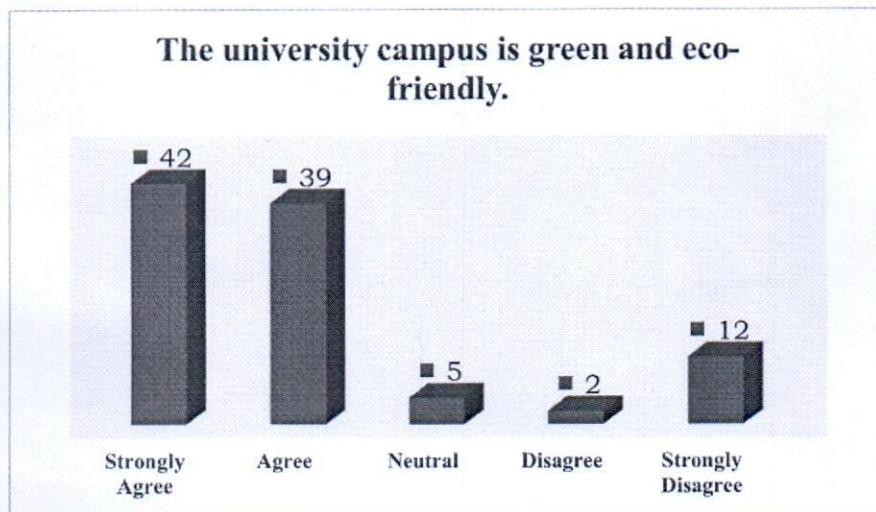


Overall, most library users find the staff cooperative and helpful, with 83% expressing positive sentiment. However, the 13% who strongly disagree indicate a small but notable group with negative experiences, suggesting potential areas for improvement in customer service.



The university campus is green and eco-friendly.

Response	Percentage	Respondents
Strongly Agree	42	36
Agree	39	33
Neutral	5	4
Disagree	2	2
Strongly Disagree	12	10
Total	100	85

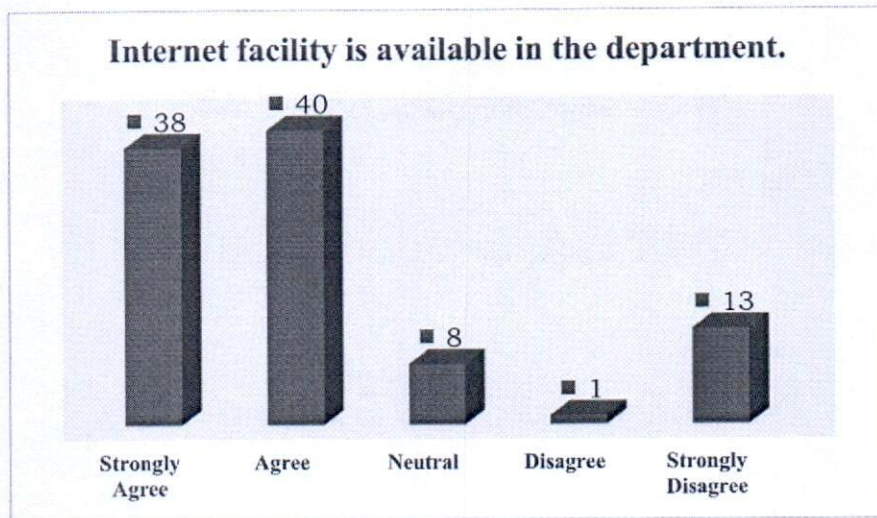


The majority (81%) of respondents view the university campus as green and eco-friendly, but the 12% strongly disagreeing suggests room for improvement in environmental initiatives or communication about them.



Internet facility is available in the department.

Response	Percentage	Respondents
Strongly Agree	38	32
Agree	40	34
Neutral	8	7
Disagree	1	1
Strongly Disagree	13	11
Total	100	85

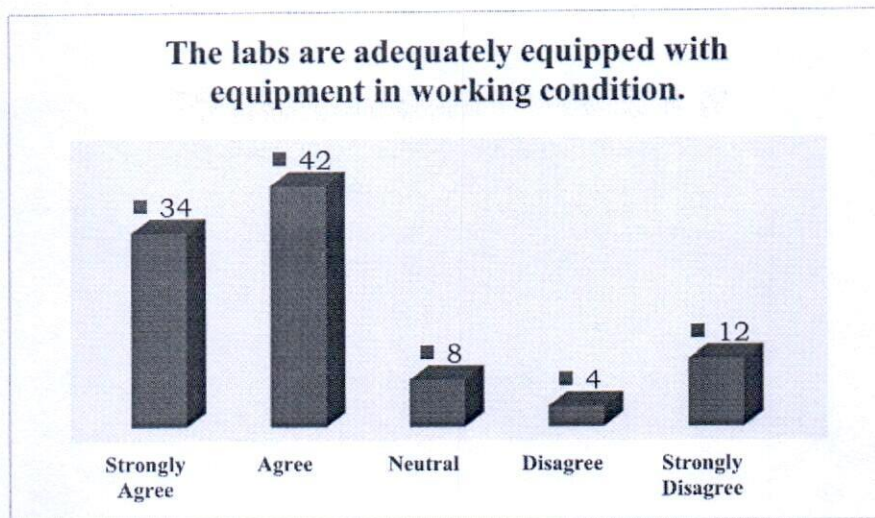


The overall sentiment is positive, with most respondents agreeing that internet facilities are available. However, the presence of negative feedback suggests room for improvement, possibly in areas like speed, reliability, or coverage. Addressing these concerns could enhance the department's internet services and overall user satisfaction.



The labs are adequately equipped with equipment in working condition.

Response	Percentage	Respondents
Strongly Agree	34	29
Agree	42	36
Neutral	8	7
Disagree	4	3
Strongly Disagree	12	10
Total	100	85

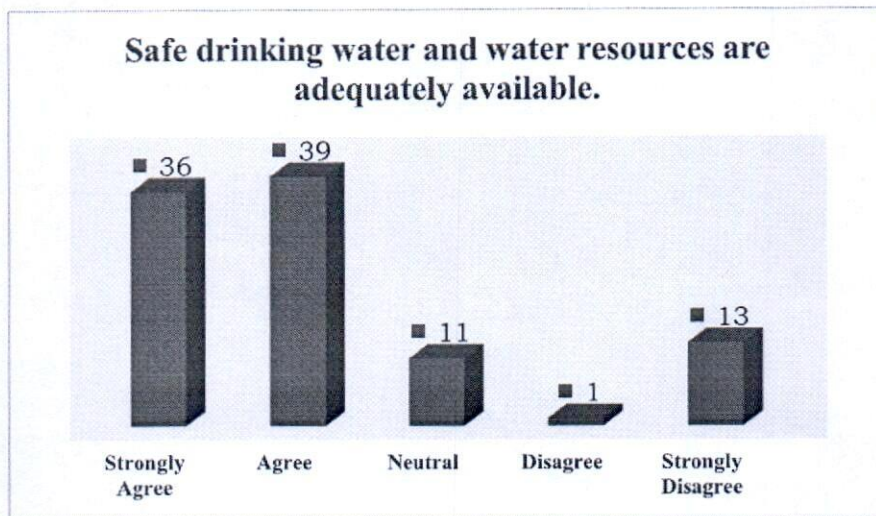


76% believe the labs are well-equipped and functional. This suggests that most respondents are satisfied with the lab equipment, although there's room to address concerns raised by a smaller segment.



Safe drinking water and water resources are adequately available.

Response	Percentage	Respondents
Strongly Agree	36	31
Agree	39	33
Neutral	11	9
Disagree	1	1
Strongly Disagree	13	11
Total	100	85




A majority (75%) either strongly agree or agree, indicating that most respondents find water resources adequate. However, those who strongly disagree may reflect localized issues or concerns needing attention.



Classrooms are clean and are properly maintained.

Response	Percentage	Respondents
Strongly Agree	34	29
Agree	42	36
Neutral	9	8
Disagree	0	0
Strongly Disagree	14	12
Total	100	85

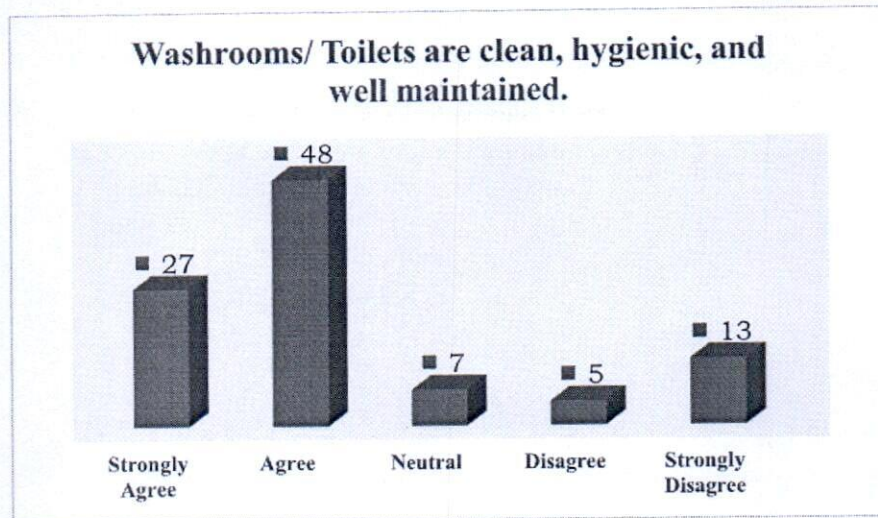


This data suggests a generally positive perception, with a small but significant minority expressing strong concerns.



Washrooms/ Toilets are clean, hygienic, and well maintained.

Response	Percentage	Respondents
Strongly Agree	27	23
Agree	48	41
Neutral	7	6
Disagree	5	4
Strongly Disagree	13	11
Total	100	85

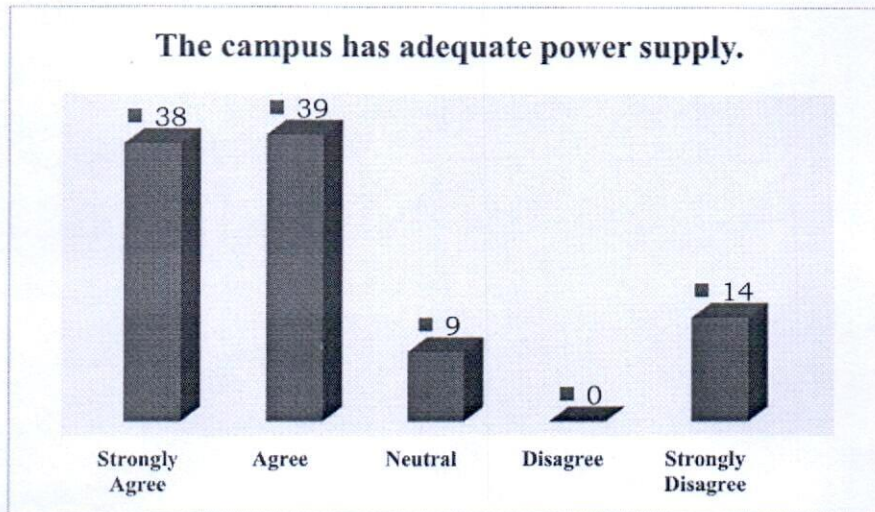


Most respondents (75%) perceive the washrooms positively, indicating that they generally meet cleanliness and maintenance expectations. However, about 18% express dissatisfaction, suggesting room for improvement in maintaining consistently high standards. The neutral feedback (7%) might imply some variability in quality or indifference among a small group.



The campus has adequate power supply.

Response	Percentage	Respondents
Strongly Agree	38	32
Agree	39	33
Neutral	9	8
Disagree	0	0
Strongly Disagree	14	12
Total	100	85

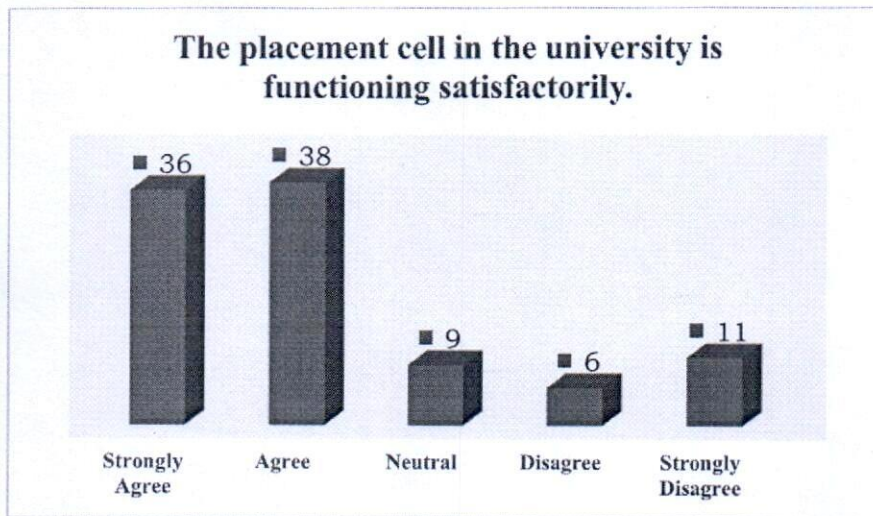


A majority (77%) of the respondents have a positive view, suggesting that the power supply is generally reliable and meets expectations.



The placement cell in the university is functioning satisfactorily.

Response	Percentage	Respondents
Strongly Agree	36	31
Agree	38	32
Neutral	9	8
Disagree	6	5
Strongly Disagree	11	9
Total	100	85

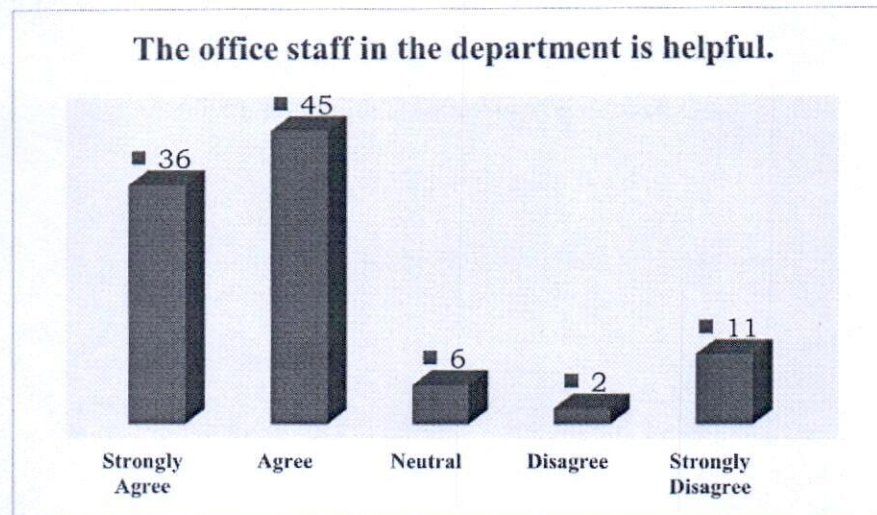


Most respondents (74%) are satisfied with the university's placement cell, indicating that it is generally well-received. However, a notable minority have concerns, suggesting areas for improvement. Addressing these issues could further enhance the overall satisfaction and effectiveness of the placement cell.



The office staff in the department is helpful.

Response	Percentage	Respondents
Strongly Agree	36	31
Agree	45	38
Neutral	6	5
Disagree	2	2
Strongly Disagree	11	9
Total	100	85

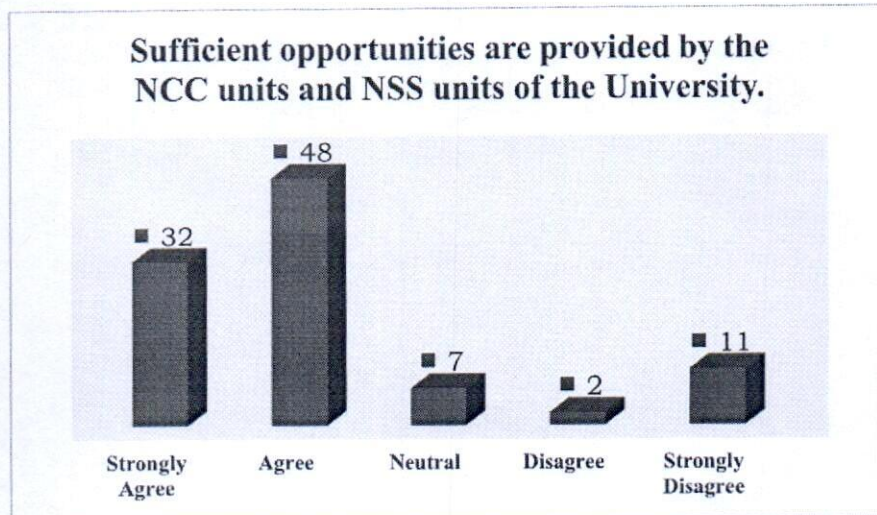


A significant majority (81%) view the office staff positively, indicating generally good performance or service. However, those who expressed dissatisfaction suggests room for improvement. Addressing the concerns of this minority could further enhance overall satisfaction.



Sufficient opportunities are provided by the NCC units and NSS units of the University.

Response	Percentage	Respondents
Strongly Agree	32	27
Agree	48	41
Neutral	7	6
Disagree	2	2
Strongly Disagree	11	9
Total	100	85

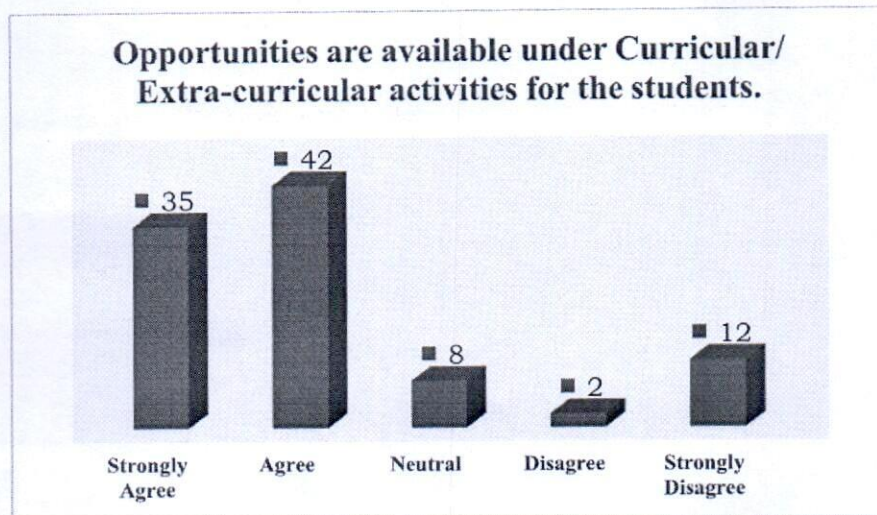


80% of respondents believe the NCC and NSS units provide sufficient opportunities. This suggests that the university's efforts in these areas are generally well-received.



Opportunities are available under Curricular/ Extra-curricular activities for the students.

Response	Percentage	Respondents
Strongly Agree	35	30
Agree	42	36
Neutral	8	7
Disagree	2	2
Strongly Disagree	12	10
Total	100	85

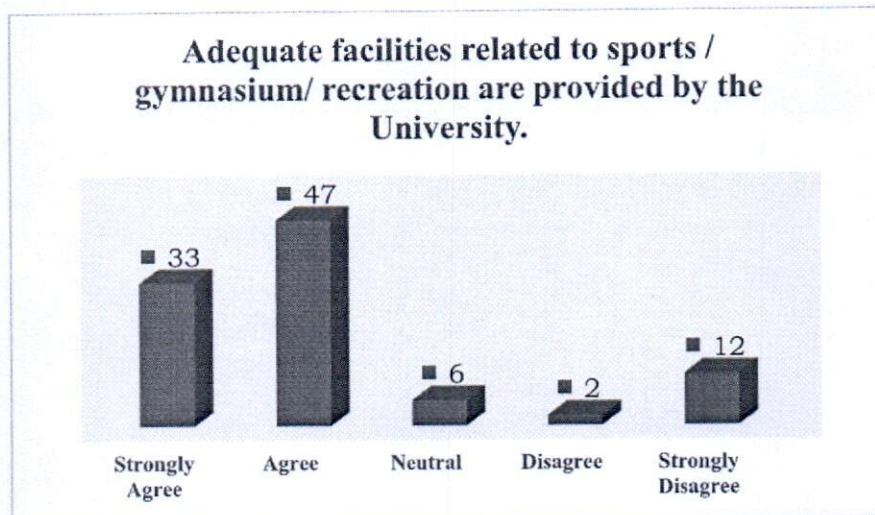


Most respondents (77%) either agree or strongly agree that there are opportunities for students in curricular and extra-curricular activities. However, there is some dissatisfaction or uncertainty about the availability or quality of these opportunities for a minority of students.



Adequate facilities related to sports / gymnasium/ recreation are provided by the University.

Response	Percentage	Respondents
Strongly Agree	33	28
Agree	47	40
Neutral	6	5
Disagree	2	2
Strongly Disagree	12	10
Total	100	85



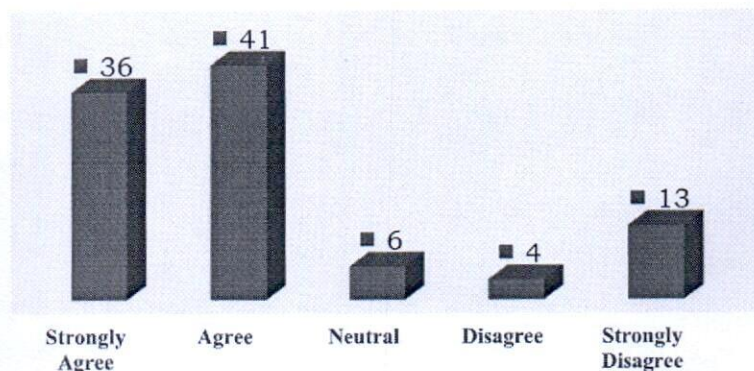
The overall sentiment is largely positive, with 80% (68 respondents) either agreeing or strongly agreeing that the facilities are adequate. However, 14% (12 respondents) are dissatisfied, either disagreeing or strongly disagreeing. The remaining 6% are neutral, showing a small proportion with no clear stance. This suggests that while most respondents are satisfied, there is still room for improvement to fully address the needs of all users.




Appropriate medical facilities are available in the University campus.

Response	Percentage	Respondents
Strongly Agree	36	31
Agree	41	35
Neutral	6	5
Disagree	4	3
Strongly Disagree	13	11
Total	100	85

Appropriate medical facilities are available in the University campus.

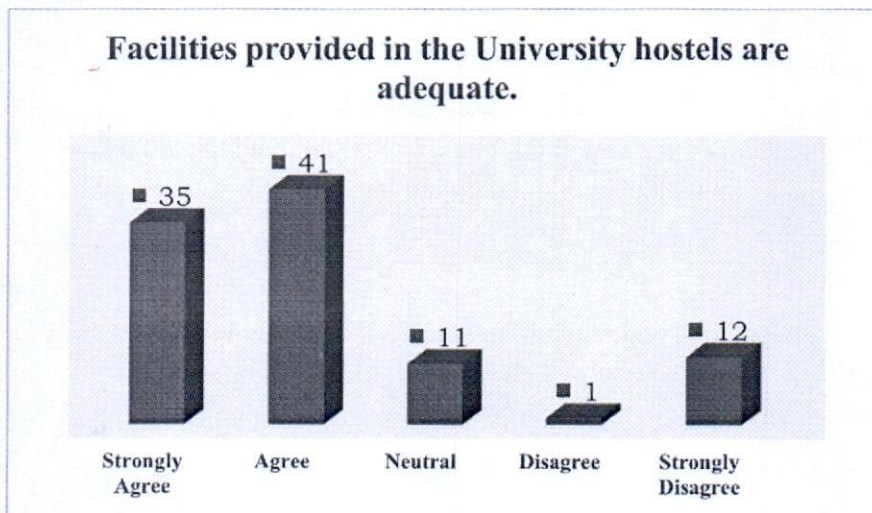


Overall, 77% (66 respondents) either agree or strongly agree that the medical facilities are appropriate, reflecting a generally positive perception. This suggests that while the majority of respondents are satisfied, there is still significant room for improvement to ensure all students feel confident about the adequacy of medical facilities on campus.



Facilities provided in the University hostels are adequate.

Response	Percentage	Respondents
Strongly Agree	35	30
Agree	41	35
Neutral	11	9
Disagree	1	1
Strongly Disagree	12	10
Total	100	85

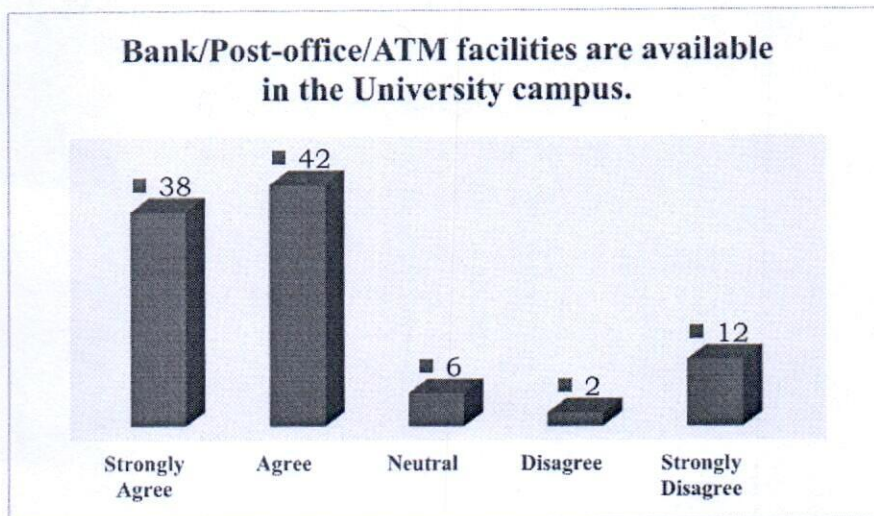


Most respondents (76%) are satisfied with the hostel facilities, but there is a small portion who are dissatisfied. The remaining 11% are neutral, indicating potential areas for improvement or the need for further communication about the facilities.



Bank/Post-office/ATM facilities are available in the University campus.

Response	Percentage	Respondents
Strongly Agree	38	32
Agree	42	36
Neutral	6	5
Disagree	2	2
Strongly Disagree	12	10
Total	100	85



Overall, most respondents (80%) either strongly agree or agree that Bank/Post-office/ATM facilities are available on the campus, suggesting that these services are generally accessible and satisfactory to most of the university community. Only a small minority disagree or strongly disagree with the statement, indicating that the availability of these services is not a major concern for most respondents.



SECTION - ALUMNI



RESEARCH METHODOLOGY

Data Type:	Primary
Data Collection Tool:	Survey (Online)
Sample Size:	67
Sample Frame:	Students of IFTM University who passed out of the University before 2023-24 from Pharmacy Academy
Sampling:	Probability Sampling
Questionnaire:	Five-point Likert scale

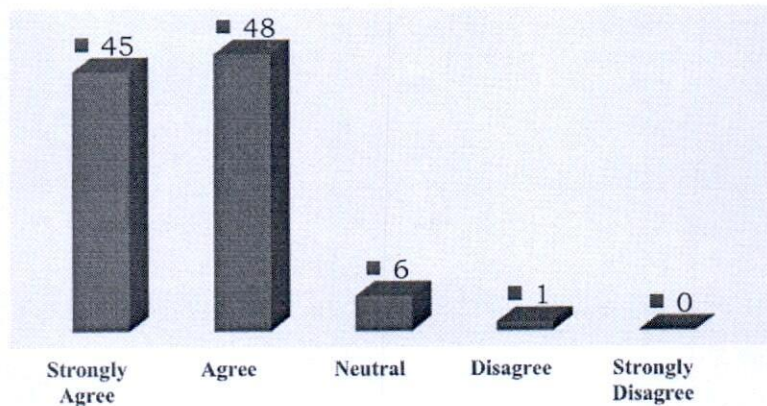


PART – A CURRICULUM

The curriculum provided added flexibility and diversity among the offered courses across the programmes.

Response	Percentage	Respondents
Strongly Agree	45	30
Agree	48	32
Neutral	6	4
Disagree	1	1
Strongly Disagree	0	0
Total	100	67

The curriculum provided added flexibility and diversity among the offered courses across the programmes.

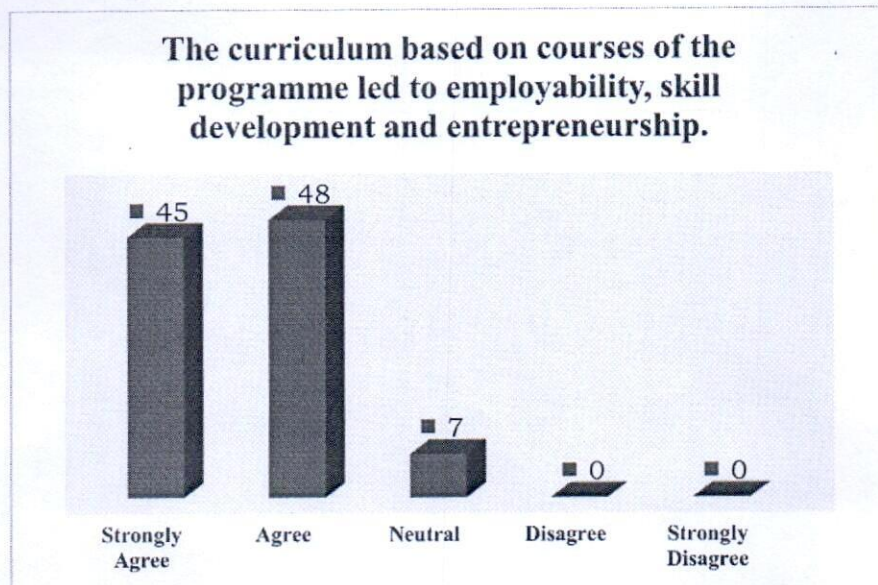


93% of respondents either strongly agree or agree, indicating a generally positive perception of the curriculum's flexibility and diversity. Only a small portion of respondents expressed neutral or negative views. This suggests that the curriculum is largely considered successful in offering diverse and flexible options.



The curriculum based on courses of the programme led to employability, skill development and entrepreneurship.

Response	Percentage	Respondents
Strongly Agree	45	30
Agree	48	32
Neutral	7	5
Disagree	0	0
Strongly Disagree	0	0
Total	100	67

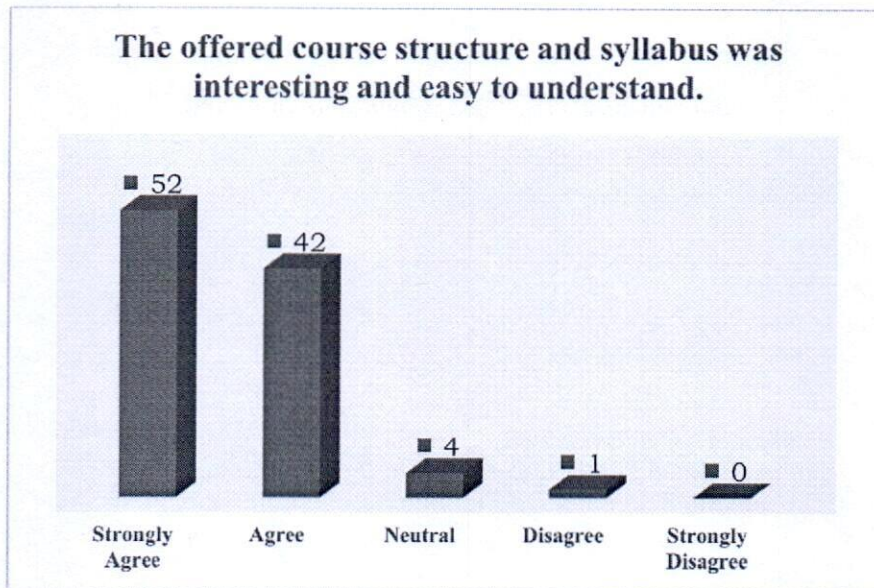


The programme seems to be positively viewed in terms of its impact on employability and skills development, with 93% of the respondents supporting this claim.



The offered course structure and syllabus was interesting and easy to understand.

Response	Percentage	Respondents
Strongly Agree	52	35
Agree	42	28
Neutral	4	3
Disagree	1	1
Strongly Disagree	0	0
Total	100	67

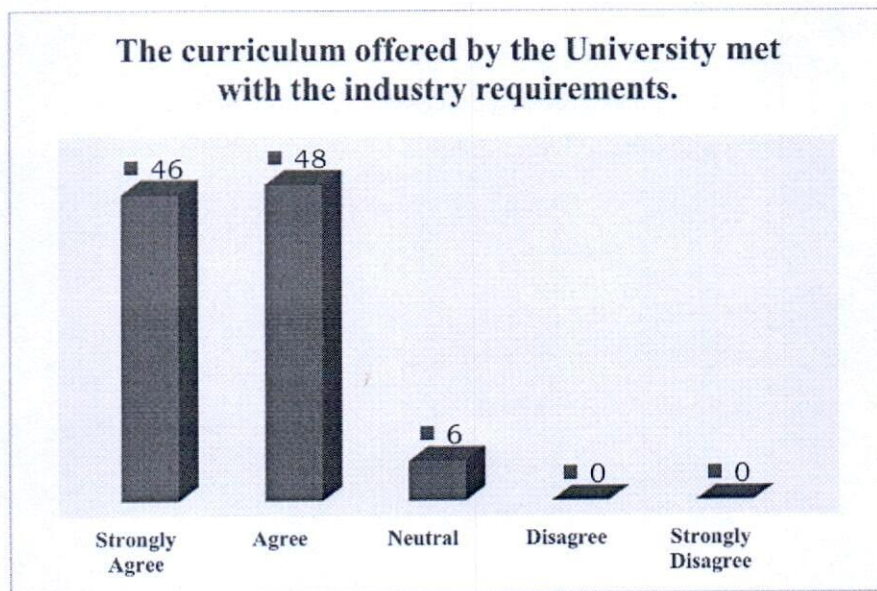


Overall, 94% of respondents (strongly agree + agree) had a positive view, which suggests that the course is well-received by the majority, with only a minimal portion of respondents expressing neutral or negative opinions.



The curriculum offered by the University met with the industry requirements.

Response	Percentage	Respondents
Strongly Agree	46	31
Agree	48	32
Neutral	6	4
Disagree	0	0
Strongly Disagree	0	0
Total	100	67

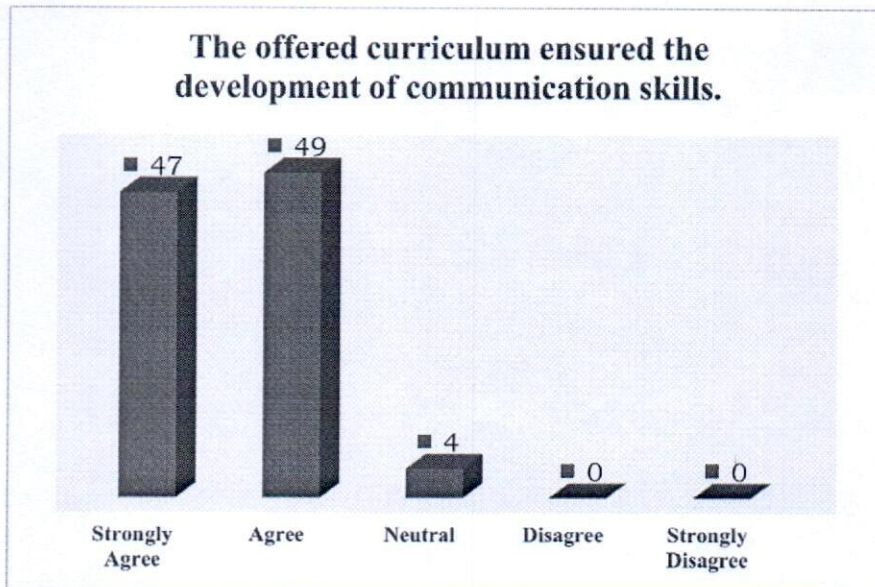


94% of respondents (strongly agree + agree) feel that the curriculum aligns well with industry requirements, indicating broad approval and confidence in the program's relevance to the professional field.



The offered curriculum ensured the development of communication skills.

Response	Percentage	Respondents
Strongly Agree	47	31
Agree	49	33
Neutral	4	3
Disagree	0	0
Strongly Disagree	0	0
Total	100	67

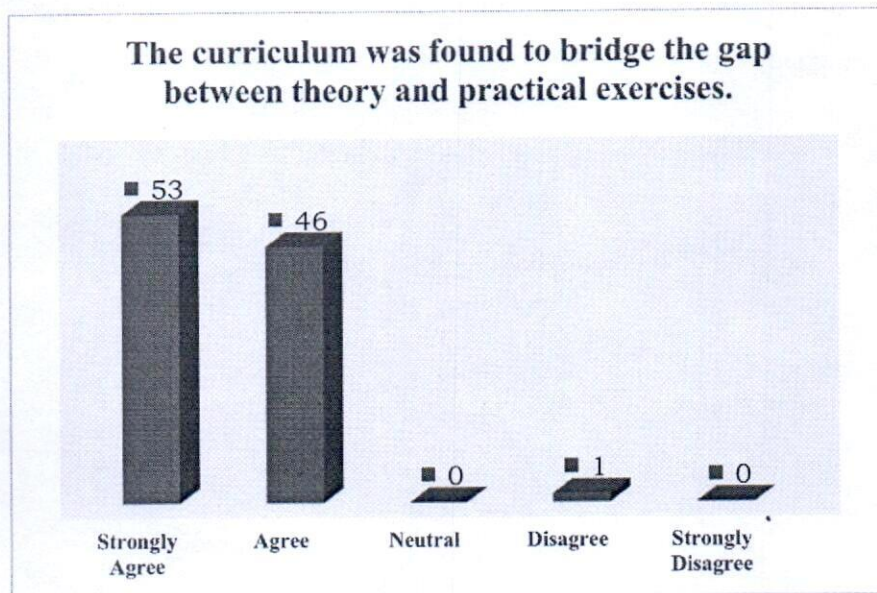


An overwhelming majority of respondents (96%) either agreed or strongly agreed that the curriculum developed communication skills, with no respondents disagreeing.



The curriculum was found to bridge the gap between theory and practical exercises.

Response	Percentage	Respondents
Strongly Agree	53	35
Agree	46	31
Neutral	0	0
Disagree	1	1
Strongly Disagree	0	0
Total	100	67



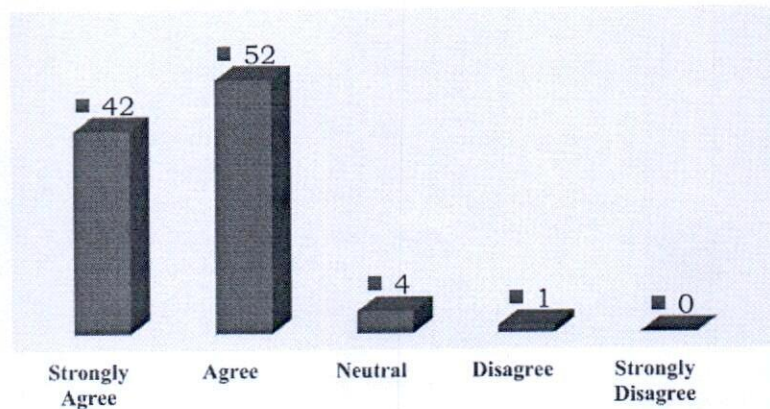
Most respondents (99%) agreed or strongly agreed that the curriculum successfully bridged the gap between theory and practical exercises, with only a very small minority (1%) expressing disagreement.



The Value added courses (VAC) offered by the University were relevant to develop more learning skills.

Response	Percentage	Respondents
Strongly Agree	42	28
Agree	52	35
Neutral	4	3
Disagree	1	1
Strongly Disagree	0	0
Total	100	67

The Value added courses (VAC) offered by the University were relevant to develop more learning skills.

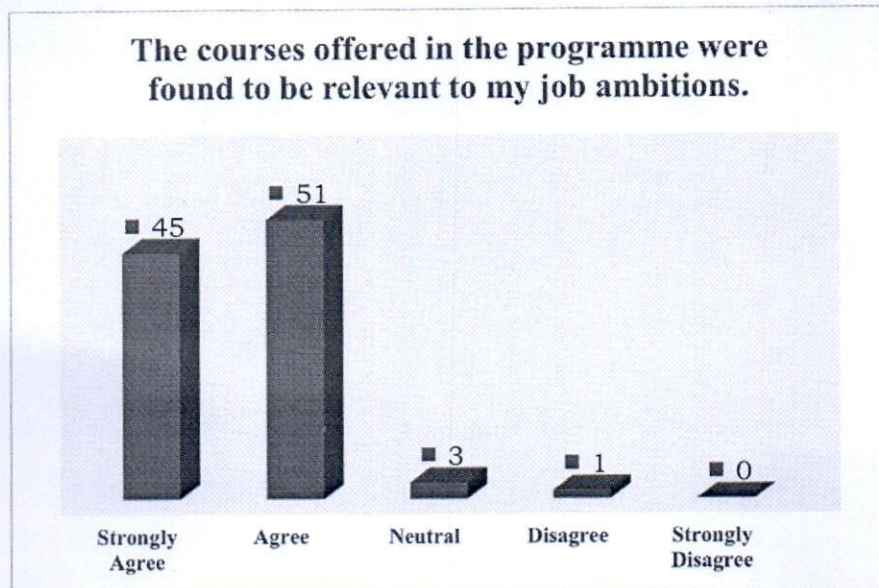


94% of respondents (42% + 52%) felt that the VACs were relevant in developing learning skills. This shows a very positive perception of the value-added courses, with the majority of respondents agreeing that the courses helped in developing learning skills.



The courses offered in the programme were found to be relevant to my job ambitions.

Response	Percentage	Respondents
Strongly Agree	45	30
Agree	51	34
Neutral	3	2
Disagree	1	1
Strongly Disagree	0	0
Total	100	67

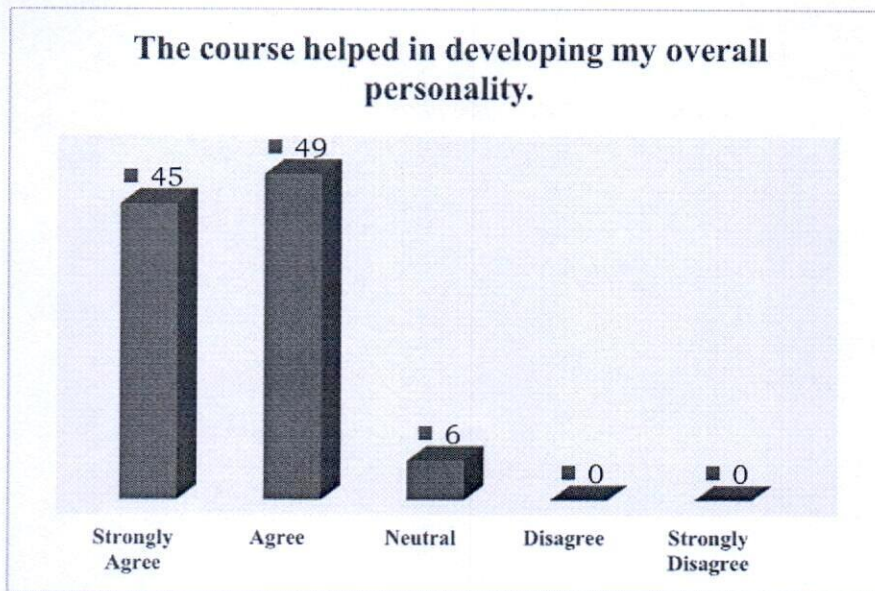


A combined 96% of respondents ($30 + 34 = 64$ respondents) either strongly agreed or agreed, indicating that the majority felt the courses were relevant to their job ambitions. This indicates a strong alignment of the programme's courses with the participants' job ambitions.



The course helped in developing my overall personality.

Response	Percentage	Respondents
Strongly Agree	45	30
Agree	49	33
Neutral	6	4
Disagree	0	0
Strongly Disagree	0	0
Total	100	67

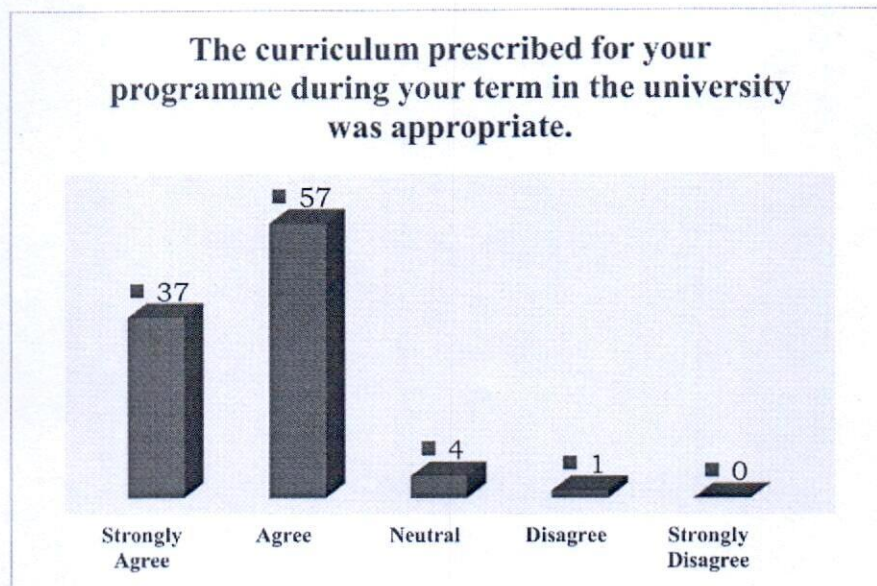


94% of respondents (45% strongly agree, 49% agree) believe that the course helped in developing their overall personality. This indicates a highly positive response to the course's impact on personality development.



The curriculum prescribed for your programme during your term in the university was appropriate.

Response	Percentage	Respondents
Strongly Agree	37	25
Agree	57	38
Neutral	4	3
Disagree	1	1
Strongly Disagree	0	0
Total	100	67



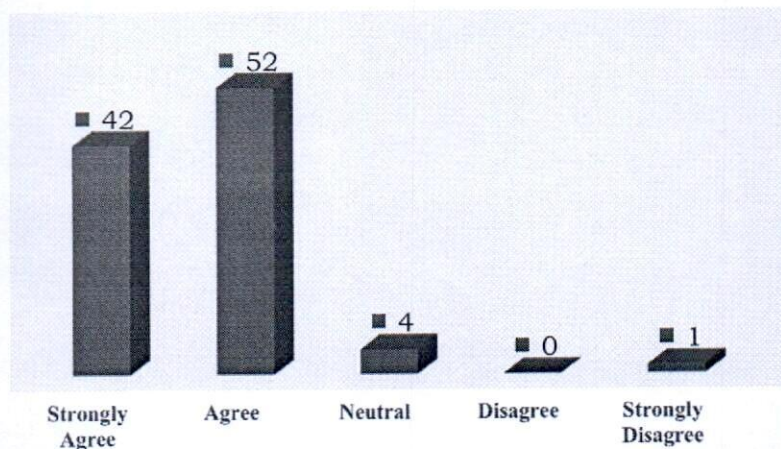
Most respondents (94%) either "strongly agree" or "agree" that the curriculum was appropriate, indicating a positive assessment overall.



Academic environment available in the University was found to be favourable.

Response	Percentage	Respondents
Strongly Agree	42	28
Agree	52	35
Neutral	4	3
Disagree	0	0
Strongly Disagree	1	1
Total	100	67

Academic environment available in the University was found to be favourable.



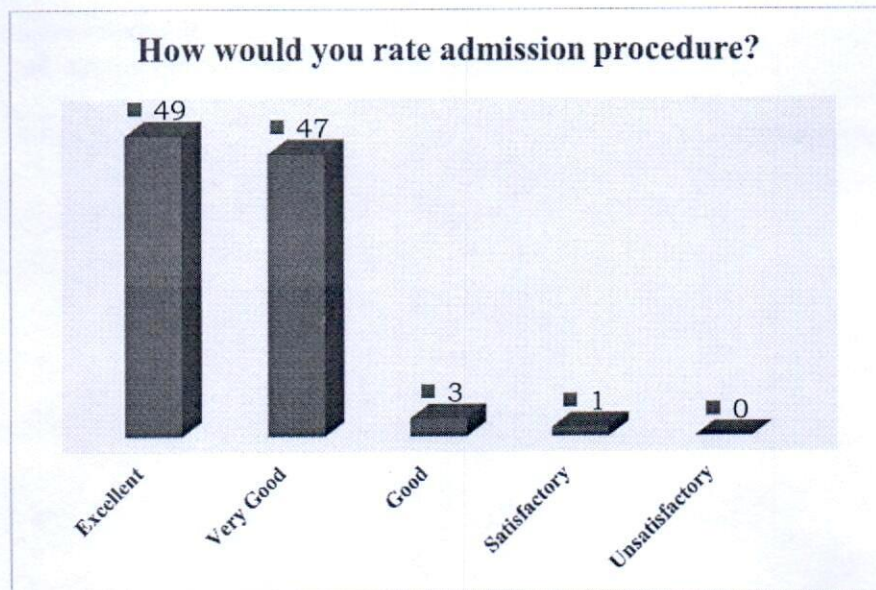
Most respondents (94%) either "strongly agree" or "agree" that the curriculum was appropriate, which is a positive response overall. A very small percentage (4%) were neutral, and only 1% strongly disagreed.



PART – B INSTITUTIONAL FACILITIES

How would you rate admission procedure?

Response	Percentage	Respondents
Excellent	49	33
Very Good	47	31
Good	3	2
Satisfactory	1	1
Unsatisfactory	0	0
Total	100	67

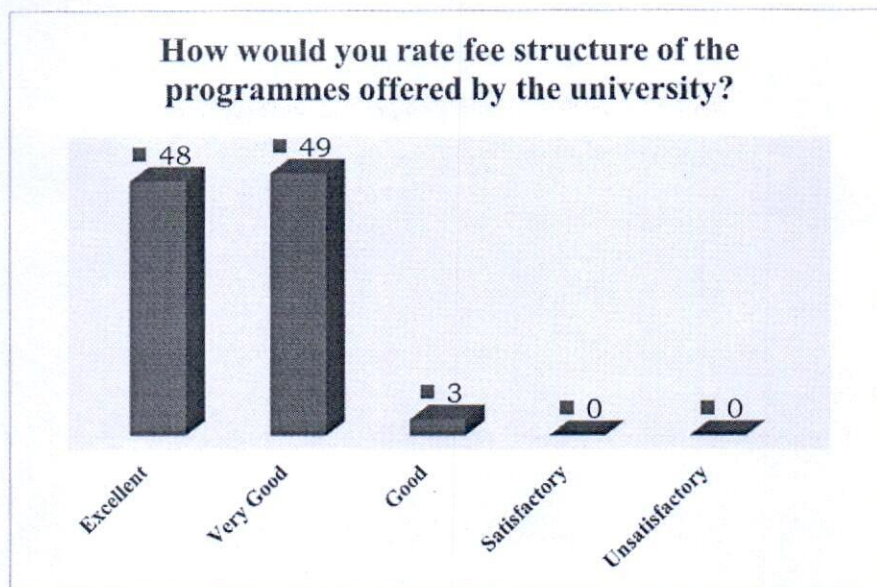


Most responses (96%) are highly positive, suggesting that the admission procedure is generally well-regarded. Therefore, the procedure could be considered excellent based on the overwhelming favourable responses.



How would you rate fee structure of the programmes offered by the university?

Response	Percentage	Respondents
Excellent	48	32
Very Good	49	33
Good	3	2
Satisfactory	0	0
Unsatisfactory	0	0
Total	100	67

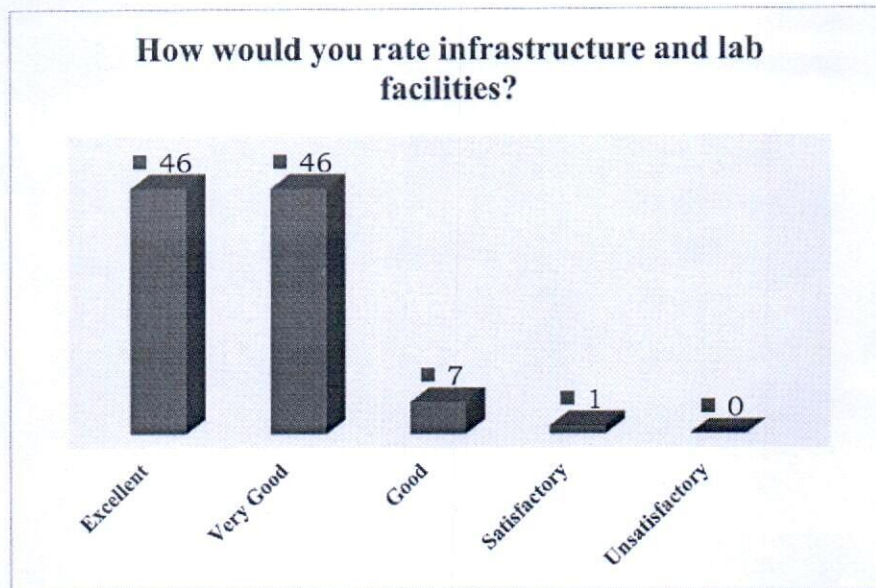


The feedback indicates a generally positive view of the fee structure, with 97% of respondents rating it as either "Excellent" or "Very Good." This suggests that most students are satisfied with the affordability or value of the fees relative to the programmes offered.



How would you rate infrastructure and lab facilities?

Response	Percentage	Respondents
Excellent	46	31
Very Good	46	31
Good	7	4
Satisfactory	1	1
Unsatisfactory	0	0
Total	100	67

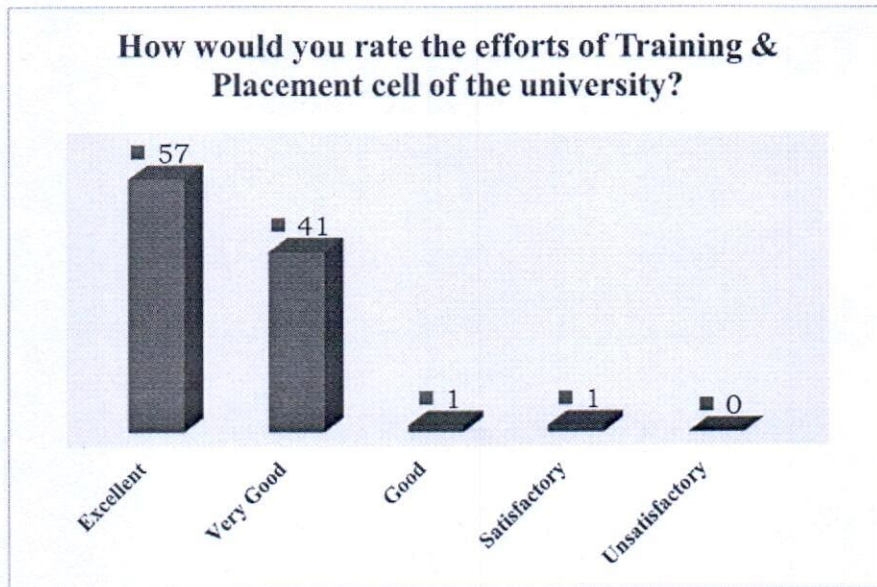


Overall, the infrastructure and lab facilities are highly regarded, with 92% of respondents giving them an excellent or very good rating, and there is little to no negative feedback.



How would you rate the efforts of Training & Placement cell of the university?

Response	Percentage	Respondents
Excellent	57	38
Very Good	41	27
Good	1	1
Satisfactory	1	1
Unsatisfactory	0	0
Total	100	67

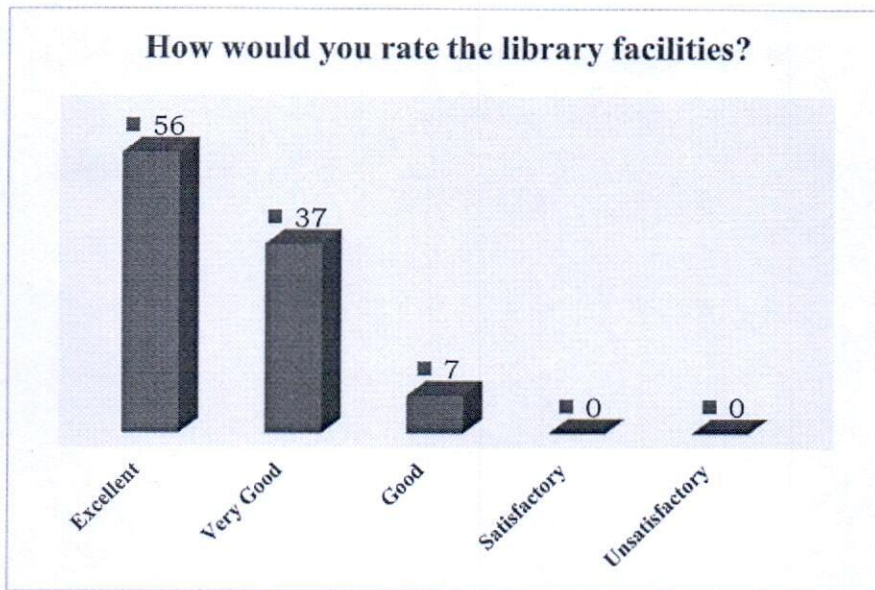


The efforts of the Training & Placement cell are highly appreciated, with 98% of respondents giving "Excellent" or "Very Good" ratings. The feedback is overwhelmingly positive, and there is little to no negative sentiment.



How would you rate the library facilities?

Response	Percentage	Respondents
Excellent	56	37
Very Good	37	25
Good	7	5
Satisfactory	0	0
Unsatisfactory	0	0
Total	100	67

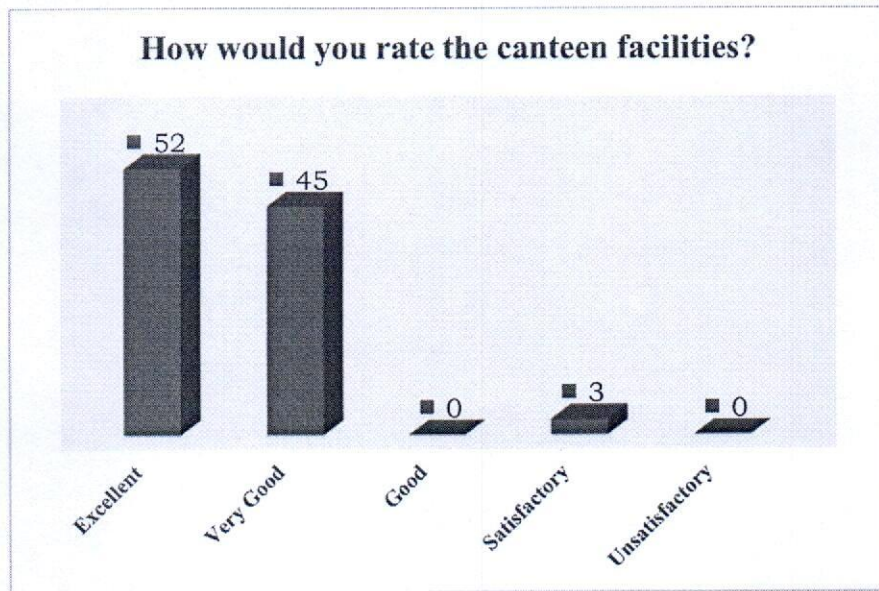


The library facilities are perceived extremely positively, with 93% of respondents rating them either "Excellent" or "Very Good." There is no negative feedback in this data set.



How would you rate the canteen facilities?

Response	Percentage	Respondents
Excellent	52	35
Very Good	45	30
Good	0	0
Satisfactory	3	2
Unsatisfactory	0	0
Total	100	67

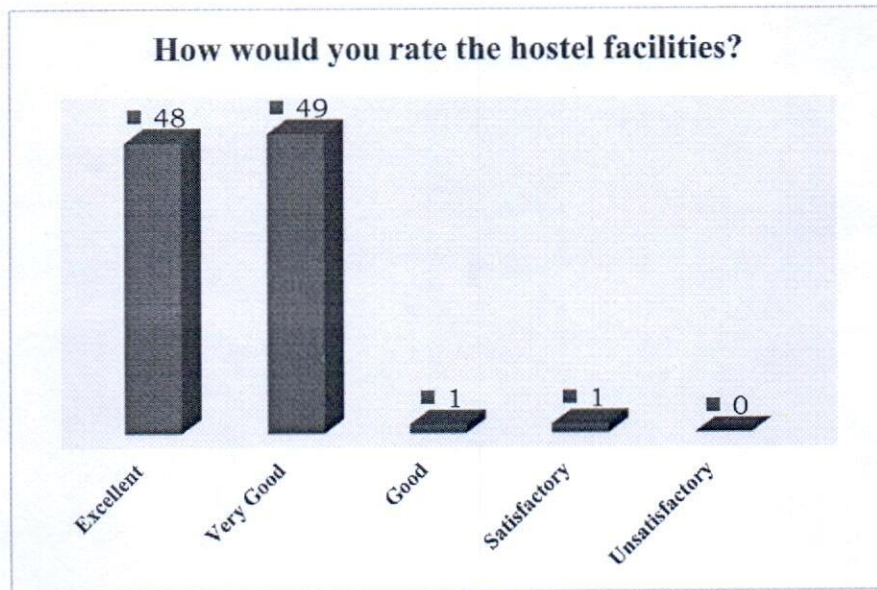


The canteen facilities are highly regarded, with 97% of respondents rating them as either "Excellent" or "Very Good." However, 3% of respondents feel that the facilities are satisfactory, suggesting a small area for potential improvement.



How would you rate the hostel facilities?

Response	Percentage	Respondents
Excellent	48	32
Very Good	49	33
Good	1	1
Satisfactory	1	1
Unsatisfactory	0	0
Total	100	67

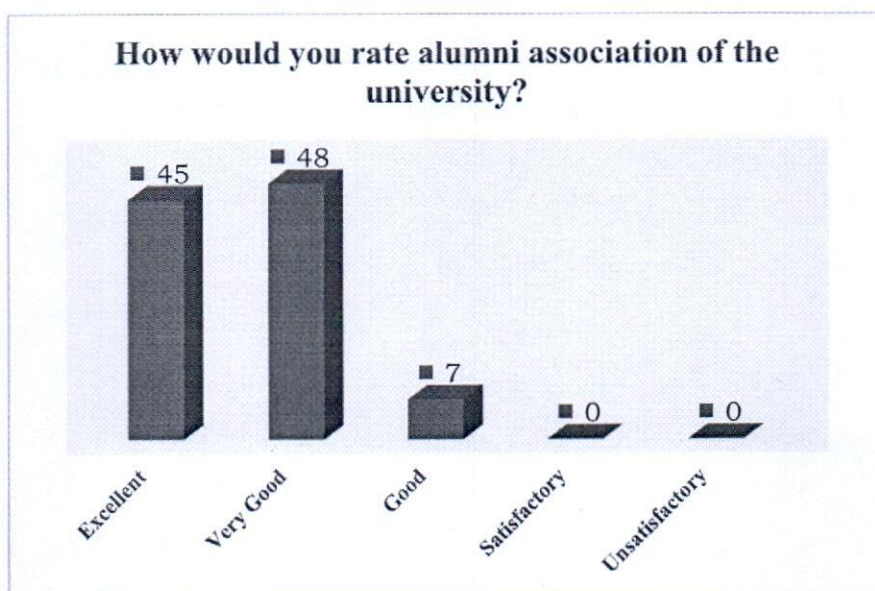


The majority (97%) of respondents rated the hostel facilities as either "Excellent" or "Very Good," indicating high satisfaction levels. Only 2% of respondents provided neutral feedback ("Good" or "Satisfactory"), and there was no negative feedback. This suggests that while the facilities are well-received, there may be minor areas for refinement.



How would you rate alumni association of the university?

Response	Percentage	Respondents
Excellent	45	30
Very Good	48	32
Good	7	5
Satisfactory	0	0
Unsatisfactory	0	0
Total	100	67

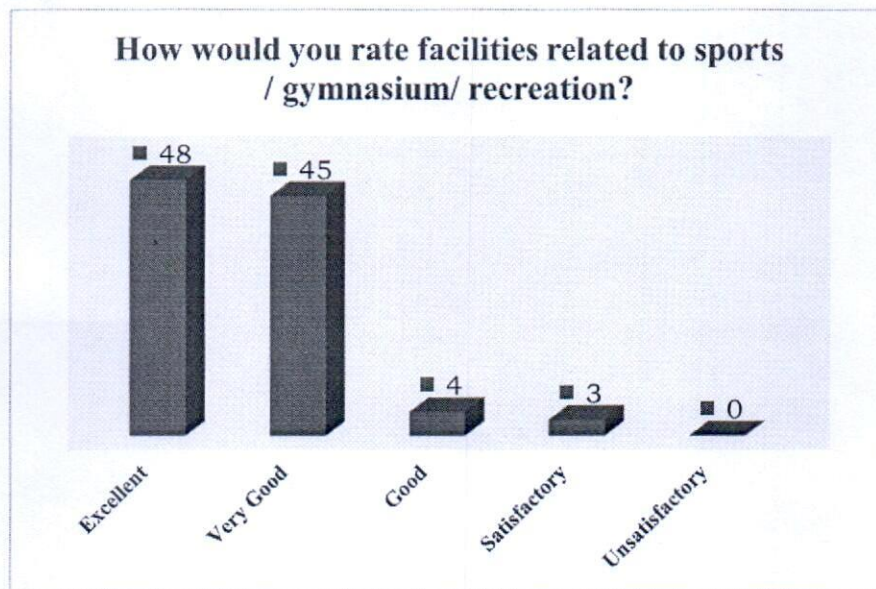


The alumni association has an excellent reputation among surveyed respondents, with no indications of dissatisfaction. It appears to be functioning at a level that meets or exceeds the expectations of nearly all its members.



How would you rate facilities related to sports / gymnasium/ recreation?

Response	Percentage	Respondents
Excellent	48	32
Very Good	45	30
Good	4	3
Satisfactory	3	2
Unsatisfactory	0	0
Total	100	67

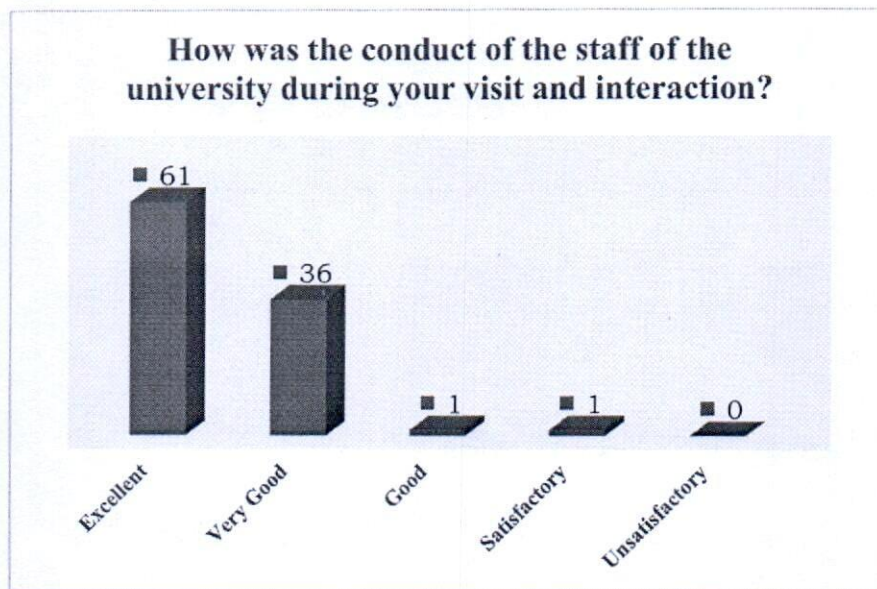


The facilities are overwhelmingly well-received, with 93% giving high ratings. However, addressing the concerns of the 7% who gave neutral ratings could further improve satisfaction and potentially elevate the "Excellent" responses.



How was the conduct of the staff of the university during your visit and interaction?

Response	Percentage	Respondents
Excellent	61	41
Very Good	36	24
Good	1	1
Satisfactory	1	1
Unsatisfactory	0	0
Total	100	67

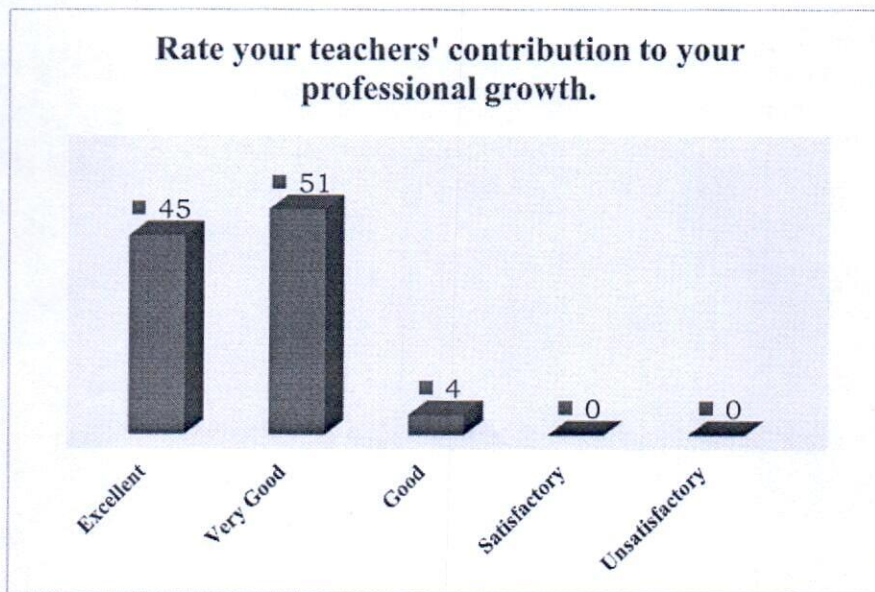


97% of the respondents rated the staff's conduct as either "Excellent" or "Very Good," suggesting a high level of professionalism and positive engagement. Only a minimal percentage provided neutral ratings, and there were no negative responses. This reflects exceptional performance by the staff overall.



Rate your teachers' contribution to your professional growth.

Response	Percentage	Respondents
Excellent	45	30
Very Good	51	34
Good	4	3
Satisfactory	0	0
Unsatisfactory	0	0
Total	100	67

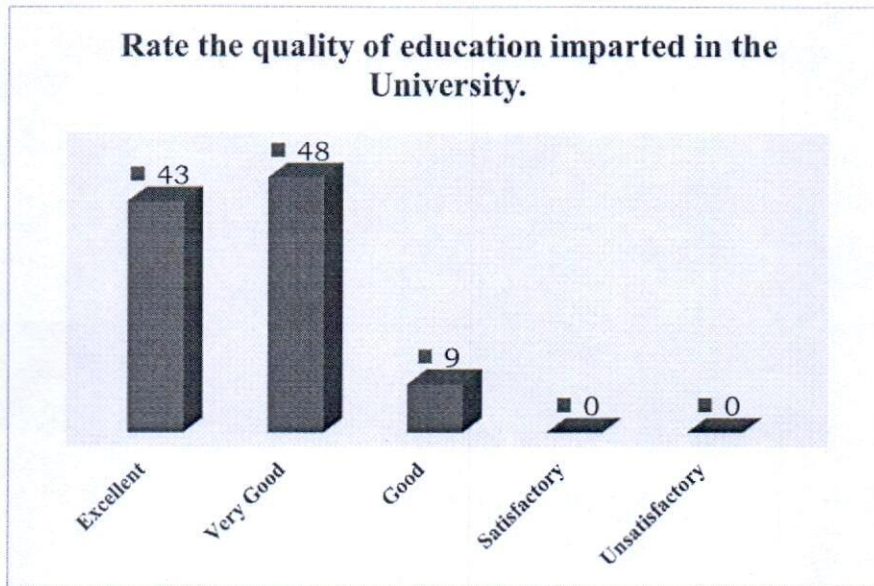


The results are overwhelmingly positive, with nearly all respondents recognizing their teachers' significant contributions to their professional growth. While a small minority (4%) rated it as "Good," there is no indication of dissatisfaction, underscoring the teachers' strong performance and impact.



Rate the quality of education imparted in the University.

Response	Percentage	Respondents
Excellent	43	29
Very Good	48	32
Good	9	6
Satisfactory	0	0
Unsatisfactory	0	0
Total	100	67

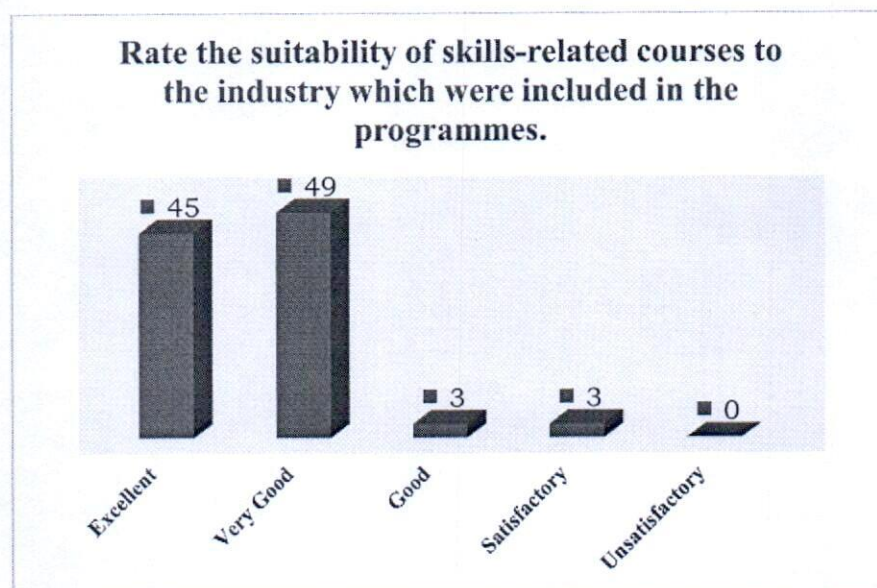


91% of respondents rated it as either "Excellent" or "Very Good," showcasing broad satisfaction and confidence in the university's academic offerings. The absence of negative feedback underscores the institution's success in delivering quality education.



Rate the suitability of skills-related courses to the industry which were included in the programmes.

Response	Percentage	Respondents
Excellent	45	30
Very Good	49	33
Good	3	2
Satisfactory	3	2
Unsatisfactory	0	0
Total	100	67

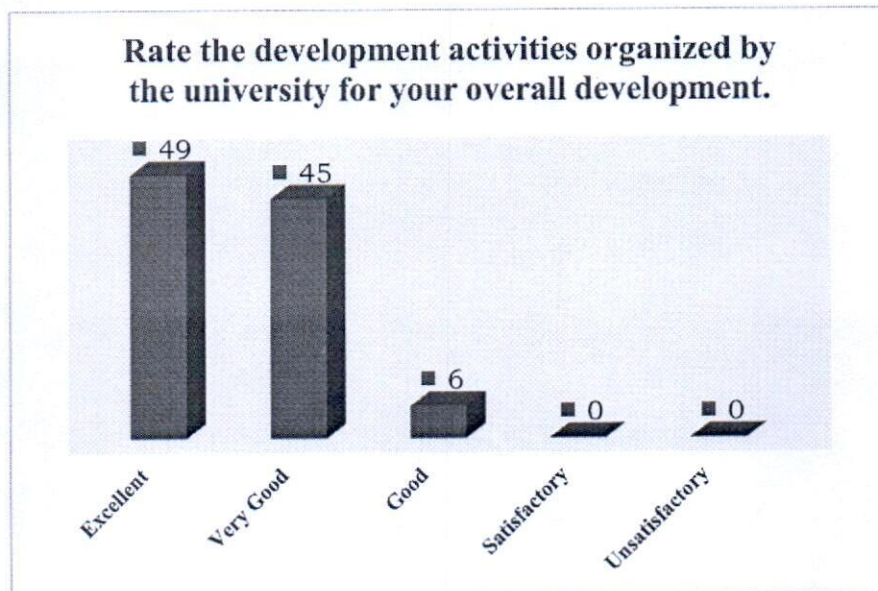


Most respondents (94%) gave positive feedback on the relevance of the skills-related courses, with 45% considering them Excellent and 49% rating them as Very Good. A small percentage (6%) rated them Good or Satisfactory. Overall, the feedback suggests that the skills-related courses are generally well-regarded in terms of industry relevance.



Rate the development activities organized by the university for your overall development.

Response	Percentage	Respondents
Excellent	49	33
Very Good	45	30
Good	6	4
Satisfactory	0	0
Unsatisfactory	0	0
Total	100	67

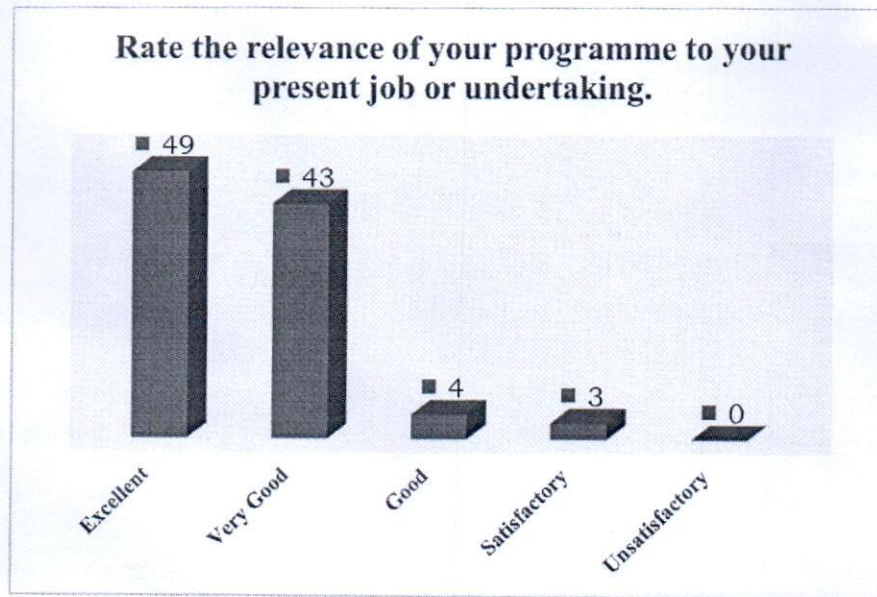


Most respondents had a positive perception of the development activities organized by the university. A combined 94% rated the activities as either "Excellent" or "Very Good," indicating strong satisfaction overall.



Rate the relevance of your programme to your present job or undertaking.

Response	Percentage	Respondents
Excellent	49	33
Very Good	43	29
Good	4	3
Satisfactory	3	2
Unsatisfactory	0	0
Total	100	67

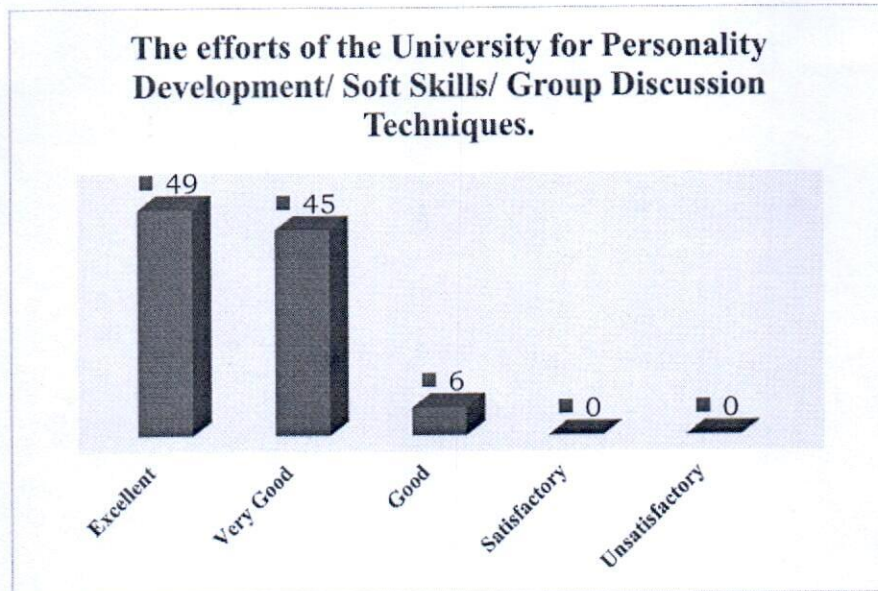


The programme received predominantly positive feedback, with 92% of respondents rating it as either "Excellent" or "Very Good." Only a very small portion found it to be less relevant (Good or Satisfactory). The absence of "Unsatisfactory" responses is also noteworthy, indicating generally high satisfaction with the program's relevance to the participants' jobs.



The efforts of the University for Personality Development/ Soft Skills/ Group Discussion Techniques.

Response	Percentage	Respondents
Excellent	49	33
Very Good	45	30
Good	6	4
Satisfactory	0	0
Unsatisfactory	0	0
Total	100	67



The survey shows that most respondents view the University's efforts in developing personality, soft skills, and group discussion techniques in a very favourable light. The results suggest that the programs are well-received and have positively impacted the participants, with no significant areas of dissatisfaction noted.



SECTION - EMPLOYER



RESEARCH METHODOLOGY

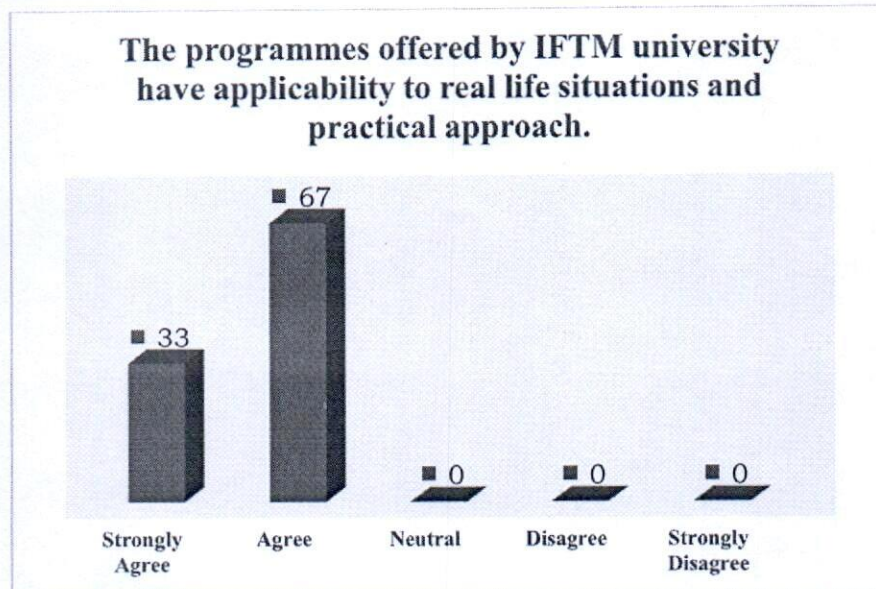
Data Type:	Primary
Data Collection Tool:	Survey (Online)
Sample Size:	3
Sample Frame:	Business Organisations provided employment/ training to students of IFTM University from Pharmacy Academy
Sampling:	Probability Sampling
Questionnaire:	Five-point Likert scale



PART – A CURRICULUM

The programmes offered by IFTM university have applicability to real life situations and practical approach.

Response	Percentage	Respondents
Strongly Agree	33	1
Agree	67	2
Neutral	0	0
Disagree	0	0
Strongly Disagree	0	0
Total	100	3

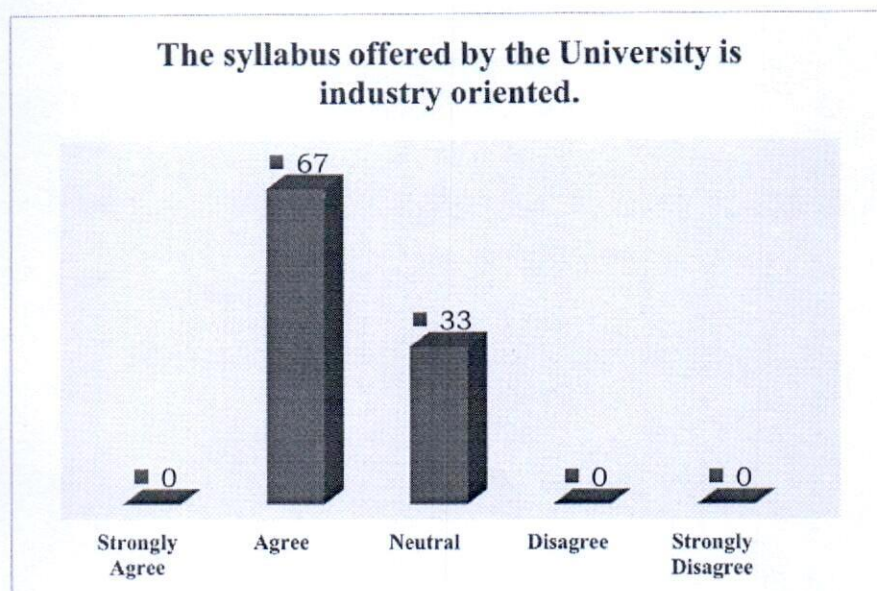


Most respondents (67%) agree that the programmes offered by IFTM University have applicability to real-life situations and a practical approach. A smaller group (33%) strongly agrees with this statement, while no respondents chose the neutral, disagree, or strongly disagree options. This indicates that overall, the programmes are perceived positively in terms of their relevance and practical approach.



The syllabus offered by the University is industry oriented.

Response	Percentage	Respondents
Strongly Agree	0	0
Agree	67	2
Neutral	33	1
Disagree	0	0
Strongly Disagree	0	0
Total	100	3

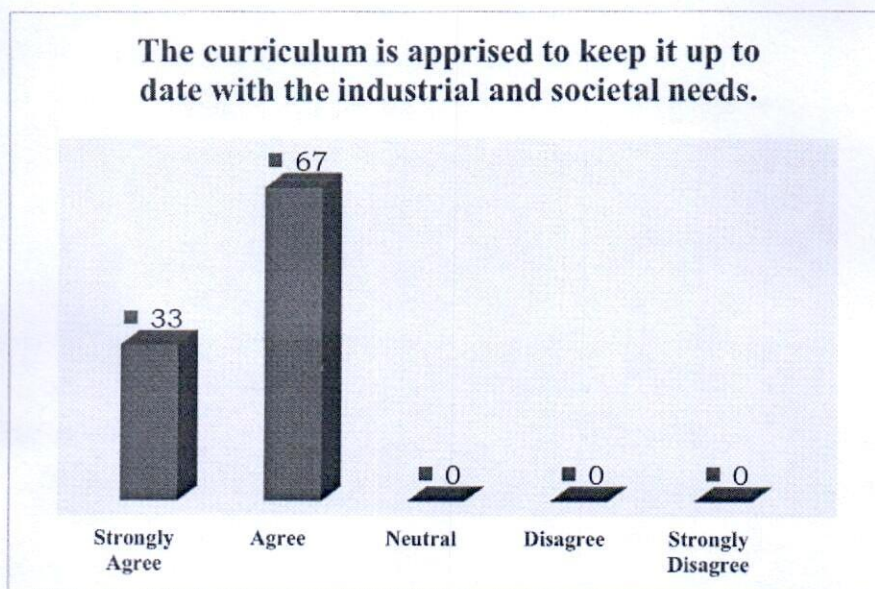


The data indicates that most of the respondents (67%) agree that the syllabus offered by the university is industry-oriented. One respondent remained neutral, while no respondents disagreed or strongly disagreed. The perception of the syllabus being aligned with industry needs is generally positive.



The curriculum is appraised to keep it up to date with the industrial and societal needs.

Response	Percentage	Respondents
Strongly Agree	33	1
Agree	67	2
Neutral	0	0
Disagree	0	0
Strongly Disagree	0	0
Total	100	3

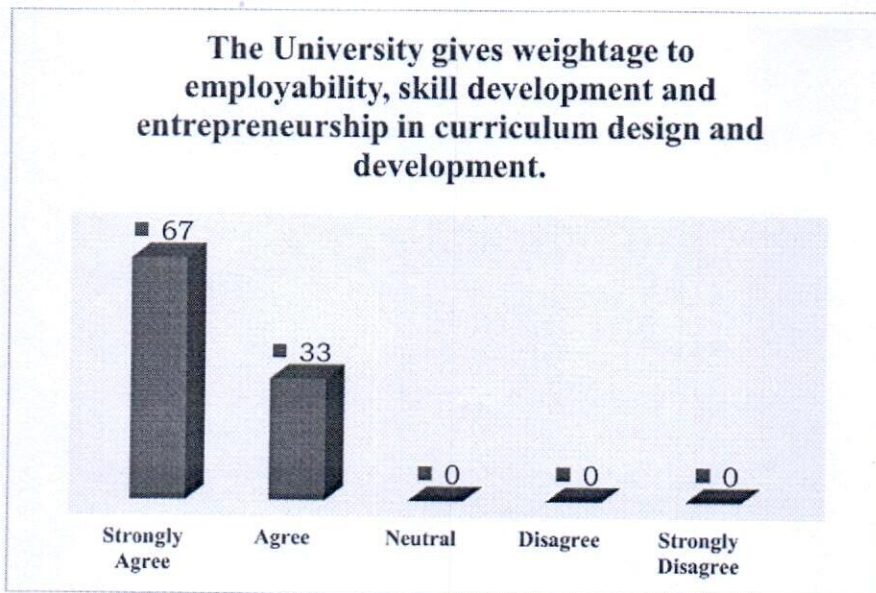


Most respondents believe that the curriculum is updated to stay relevant, with most agreeing or strongly agreeing. No respondents were neutral or critical of the curriculum's alignment with industrial and societal needs.




The University gives weightage to employability, skill development and entrepreneurship in curriculum design and development.

Response	Percentage	Respondents
Strongly Agree	67	2
Agree	33	1
Neutral	0	0
Disagree	0	0
Strongly Disagree	0	0
Total	100	3

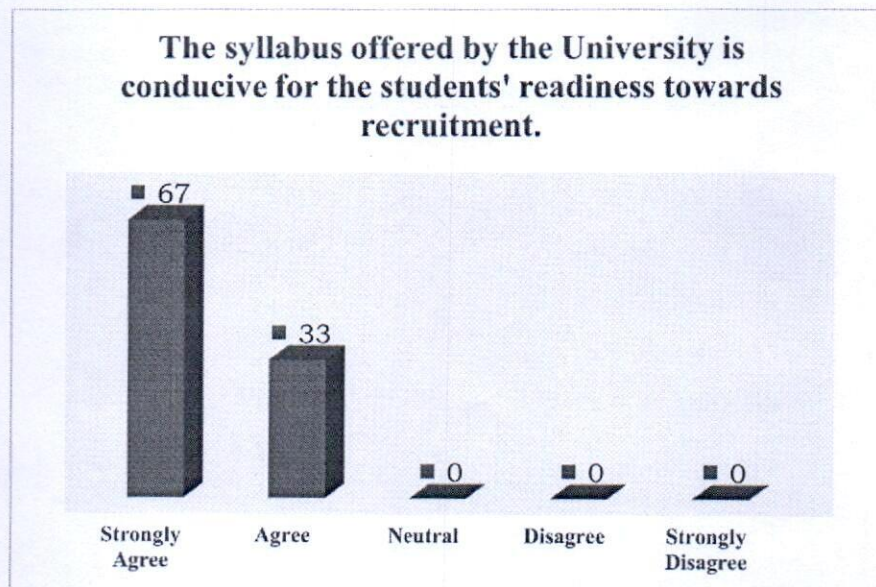


Most respondents view the university's approach to curriculum design positively, particularly in terms of its focus on employability and skills. No respondents were neutral or disagreed with the statement.



The syllabus offered by the University is conducive for the students' readiness towards recruitment.

Response	Percentage	Respondents
Strongly Agree	67	2
Agree	33	1
Neutral	0	0
Disagree	0	0
Strongly Disagree	0	0
Total	100	3



The feedback indicates a positive outlook regarding the relevance and effectiveness of the syllabus in preparing students for future employment opportunities.

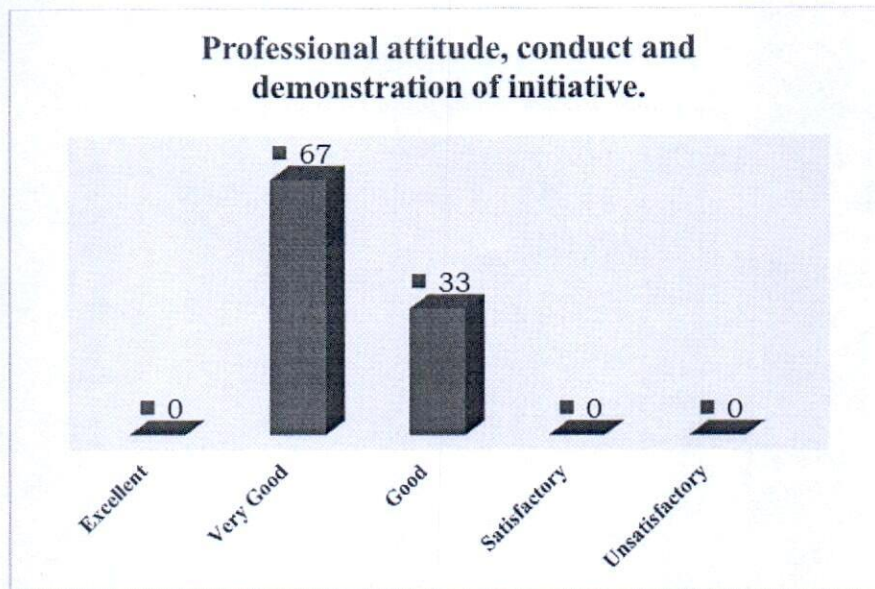


PART – B

WORK PERFORMANCE

Professional attitude, conduct and demonstration of initiative.

Response	Percentage	Respondents
Excellent	0	0
Very Good	67	2
Good	33	1
Satisfactory	0	0
Unsatisfactory	0	0
Total	100	3

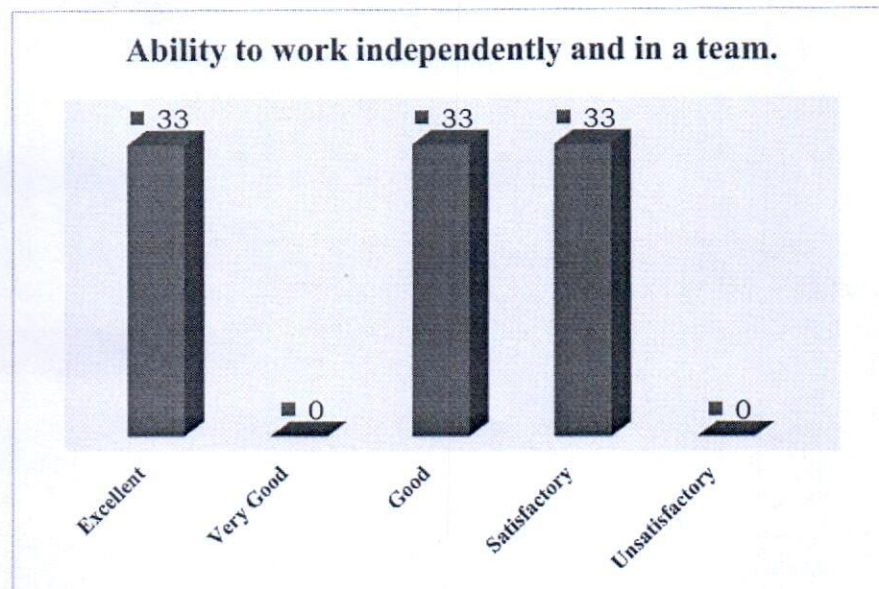


The feedback leans toward positive perceptions of professional behaviour and initiative, with an opportunity for even greater impact in the future. The absence of extreme responses (either highly positive or negative) indicates that the individual's performance is generally seen as positive with no major issues.



Ability to work independently and in a team.

Response	Percentage	Respondents
Excellent	33	1
Very Good	0	0
Good	33	1
Satisfactory	33	1
Unsatisfactory	0	0
Total	100	3

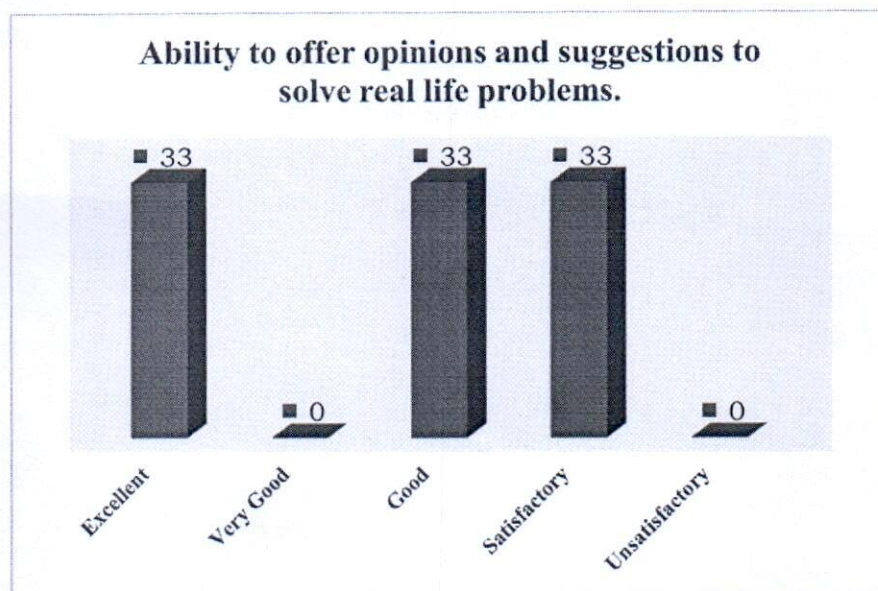


The ratings are evenly distributed among three categories: Excellent, Good, and Satisfactory. This suggests that overall, the respondents have a somewhat positive or neutral view on the ability to work independently and in a team.



Ability to offer opinions and suggestions to solve real life problems.

Response	Percentage	Respondents
Excellent	33	1
Very Good	0	0
Good	33	1
Satisfactory	33	1
Unsatisfactory	0	0
Total	100	3

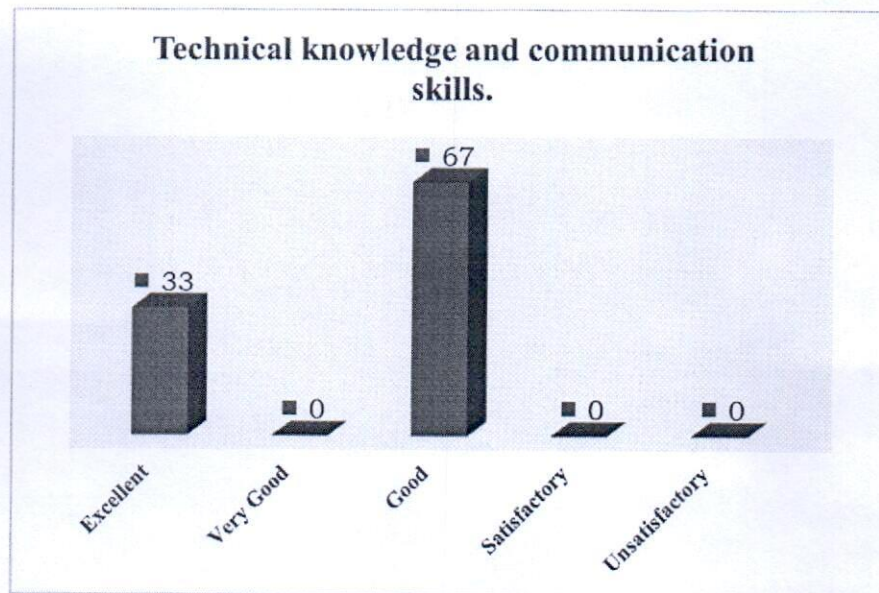


The majority rate the ability at least as satisfactory, with a couple of respondents indicating a good or excellent opinion.



Technical knowledge and communication skills.

Response	Percentage	Respondents
Excellent	33	1
Very Good	0	0
Good	67	2
Satisfactory	0	0
Unsatisfactory	0	0
Total	100	3

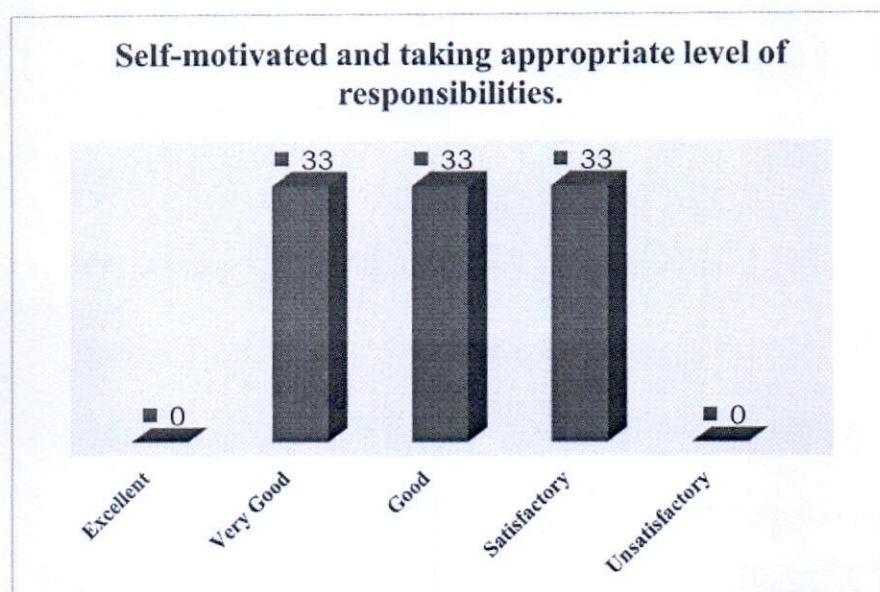


Most respondents (67%) rated the skills as good, while a smaller percentage (33%) rated them as excellent. There were no responses in the very good, satisfactory, or unsatisfactory categories.



Self-motivated and taking appropriate level of responsibilities.

Response	Percentage	Respondents
Excellent	0	0
Very Good	33	1
Good	33	1
Satisfactory	33	1
Unsatisfactory	0	0
Total	100	3

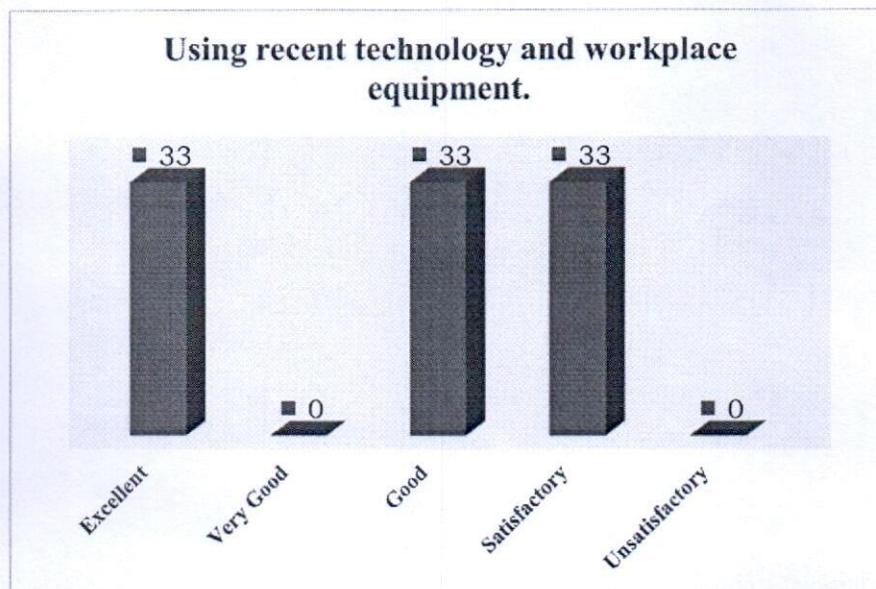


The overall picture is one of consistent, moderate performance, with the student demonstrating a satisfactory level of self-motivation and responsibility, but not excelling or standing out significantly in this area.



Using recent technology and workplace equipment.

Response	Percentage	Respondents
Excellent	33	1
Very Good	0	0
Good	33	1
Satisfactory	33	1
Unsatisfactory	0	0
Total	100	3

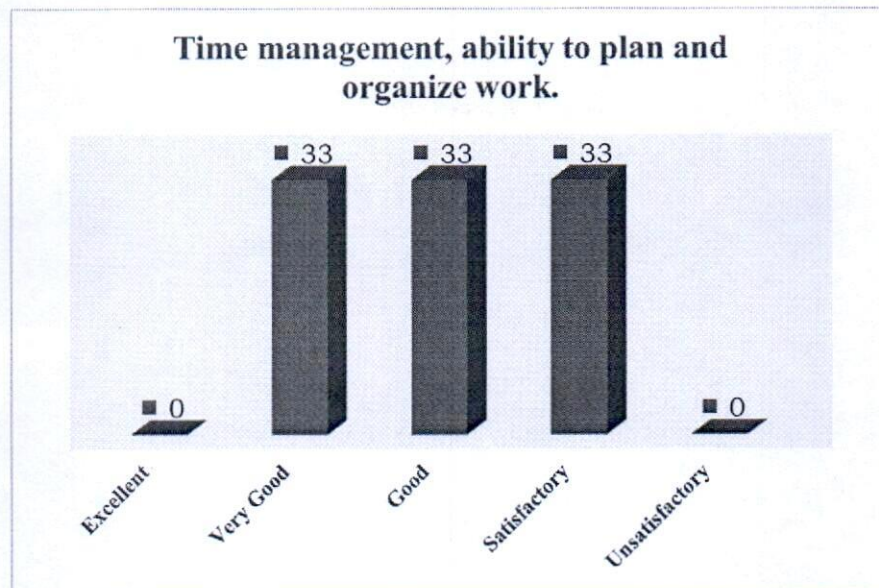


Most responses fall under "Excellent," "Good," and "Satisfactory," indicating a relatively positive but not exceptional perception of the technology and equipment used in the workplace.



Time management, ability to plan and organize work.

Response	Percentage	Respondents
Excellent	0	0
Very Good	33	1
Good	33	1
Satisfactory	33	1
Unsatisfactory	0	0
Total	100	3

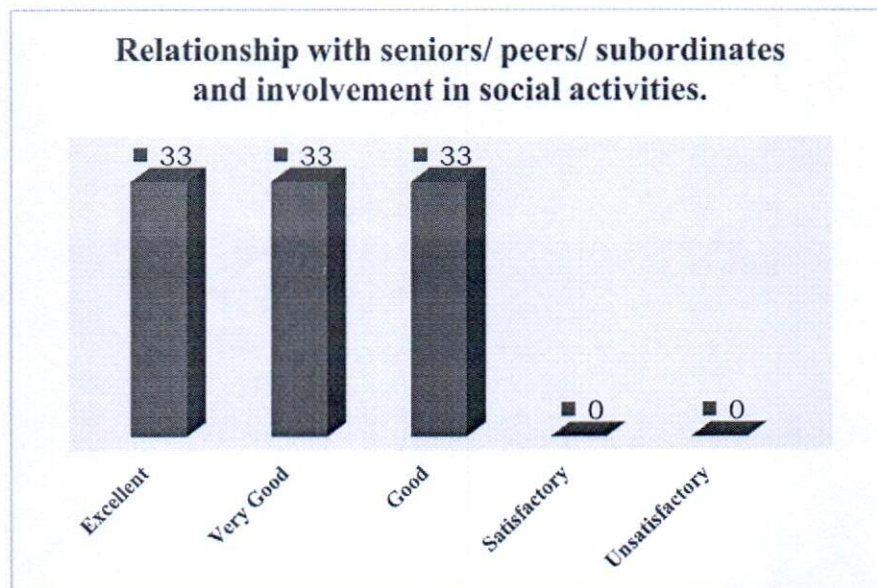


Most respondents viewed it positively, with 66% rating it as either "Very Good" or "Good." A third of respondents felt it was satisfactory, suggesting room for improvement. There were no negative responses (unsatisfactory), which indicates a generally favourable view of the time management and organizational skills.



Relationship with seniors/ peers/ subordinates and involvement in social activities.

Response	Percentage	Respondents
Excellent	33	1
Very Good	33	1
Good	33	1
Satisfactory	0	0
Unsatisfactory	0	0
Total	100	3

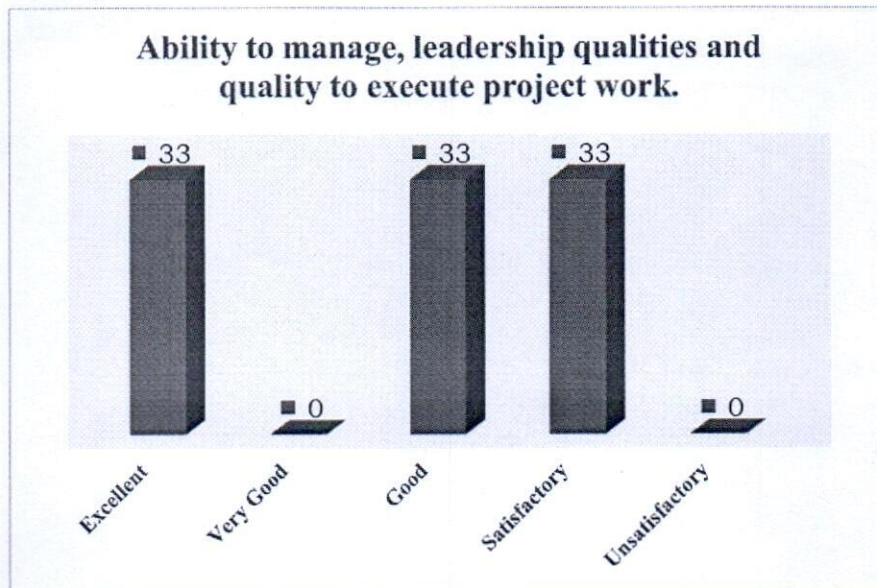


This indicates a positive perception of the individual's relationships and involvement in social activities, with 100% of respondents rating it as "Good," "Very Good," or "Excellent." There are no negative or neutral responses, highlighting strong interpersonal skills and engagement in social activities.



Ability to manage, leadership qualities and quality to execute project work.

Response	Percentage	Respondents
Excellent	33	1
Very Good	0	0
Good	33	1
Satisfactory	33	1
Unsatisfactory	0	0
Total	100	3

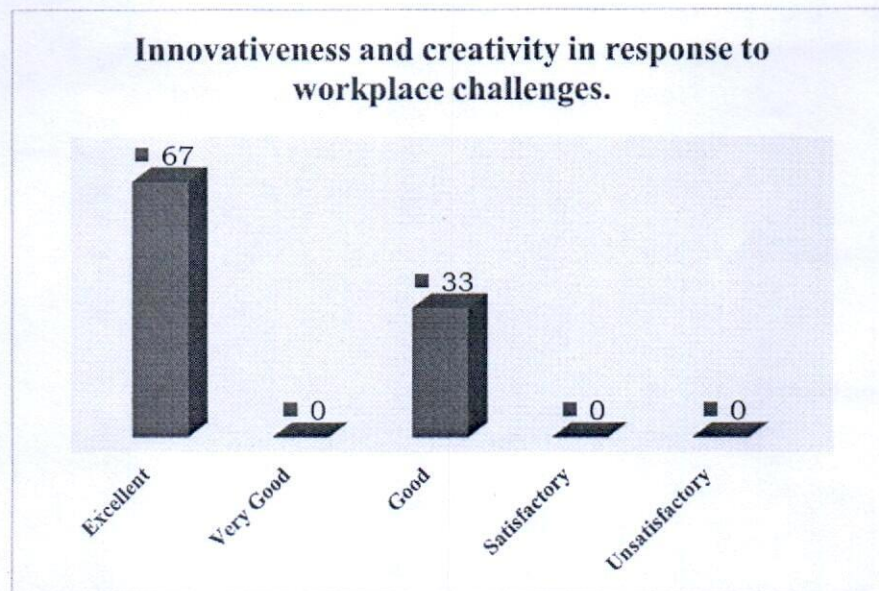


Most respondents rate the ability to manage and execute project work as either "Excellent," "Good," or "Satisfactory," with no one rating it as unsatisfactory or very good. The responses are somewhat evenly distributed across positive ratings, showing that there is general satisfaction, but room for improvement in some areas.



Innovativeness and creativity in response to workplace challenges.

Response	Percentage	Respondents
Excellent	67	2
Very Good	0	0
Good	33	1
Satisfactory	0	0
Unsatisfactory	0	0
Total	100	3

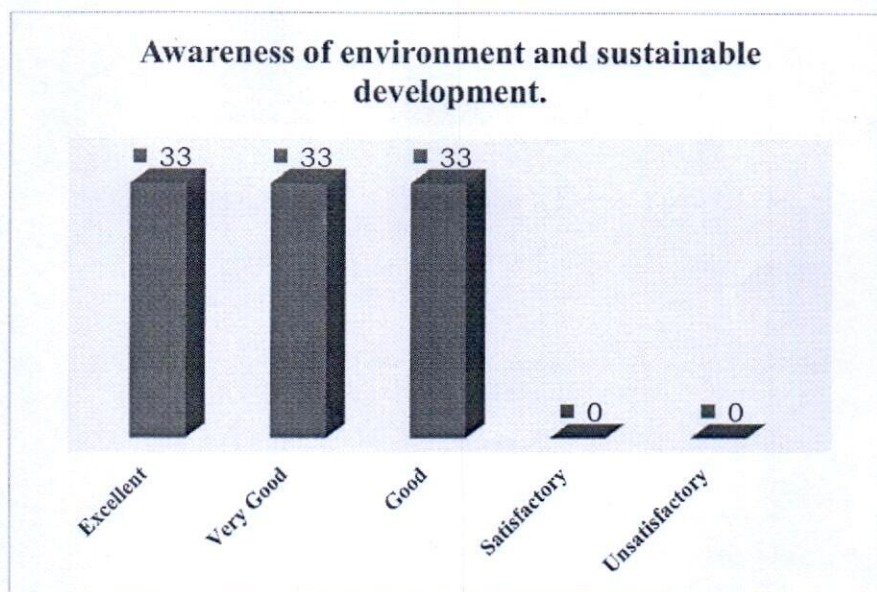


This suggests a generally positive outlook, with most respondents feeling that the innovation and creativity in addressing workplace challenges were at a high level, but there's room for improvement in achieving even better responses across the board.



Awareness of environment and sustainable development.

Response	Percentage	Respondents
Excellent	33	1
Very Good	33	1
Good	33	1
Satisfactory	0	0
Unsatisfactory	0	0
Total	100	3

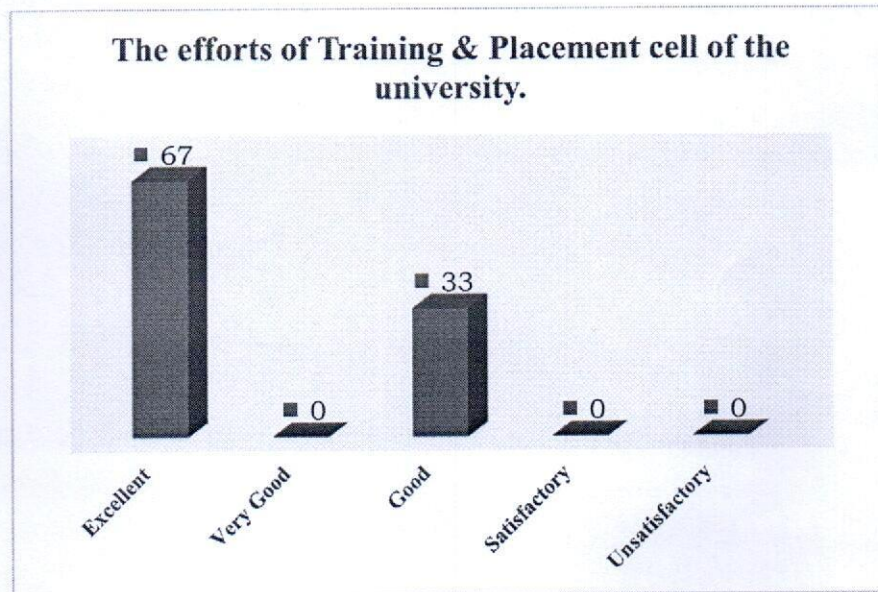


All respondents felt that the students have a relatively positive awareness of the environment and sustainable development, with no one giving a negative or neutral assessment.



The efforts of Training & Placement cell of the university.

Response	Percentage	Respondents
Excellent	67	2
Very Good	0	0
Good	33	1
Satisfactory	0	0
Unsatisfactory	0	0
Total	100	3

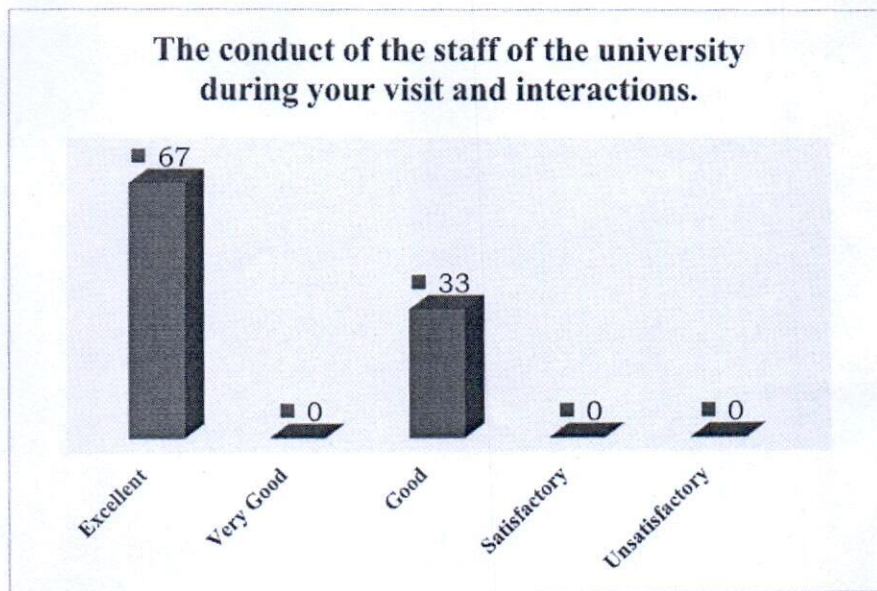


Most respondents had a very positive view of the efforts, with the rating being overwhelmingly "Excellent."



The conduct of the staff of the university during your visit and interactions.

Response	Percentage	Respondents
Excellent	67	2
Very Good	0	0
Good	33	1
Satisfactory	0	0
Unsatisfactory	0	0
Total	100	3



This suggests a generally positive experience, with the staff's conduct being well-received by those who provided feedback.

