

IFTM UNIVERSITY

MORADABAD

CURRICULUM FEEDBACK REPORT SCHOOL OF COMPUTER SCIENCE & APPLICATIONS 2023-24

Curriculum adopted by the University provides not only a structure for teaching; instead, it is a measurable plan. It helps quantify the efforts being put by all the stakeholders of the ecosystem. Its acceptance amongst all the stakeholders and suitability is a pre requisite to the ultimate purpose of learning and development, at the University.

To bridge any gap between the expectations and the perception in regards to the curriculum, an annual survey is conducted for all the key stakeholders, viz., teachers, students, alumni, and employers.

The curriculum feedback collected from various stakeholders, provides valuable insights into the relevance and effectiveness of the University's academic programs. Stakeholders appreciate the inclusion of contemporary topics, practical exposure, and interdisciplinary approaches. However, recommendations suggest enhancing industry-academia collaboration, updating course content to align with current trends, and incorporating more skill-based and experiential learning opportunities. Faculty members have emphasized the need for more flexibility in course structures, while students advocate for improved access to digital learning tools. These suggestions will guide future curriculum revisions to ensure the programs remain robust, competitive, and aligned with academic and professional excellence.



SECTION - TEACHERS



RESEARCH METHODOLOGY

Data Type:	Primary
Data Collection Tool:	Survey (Online)
Sample Size:	91
Sample Frame:	Teachers of IFTM University in 2023-24 in School of Computer Science & Applications
Sampling:	Probability Sampling
Questionnaire:	Five-point Likert scale

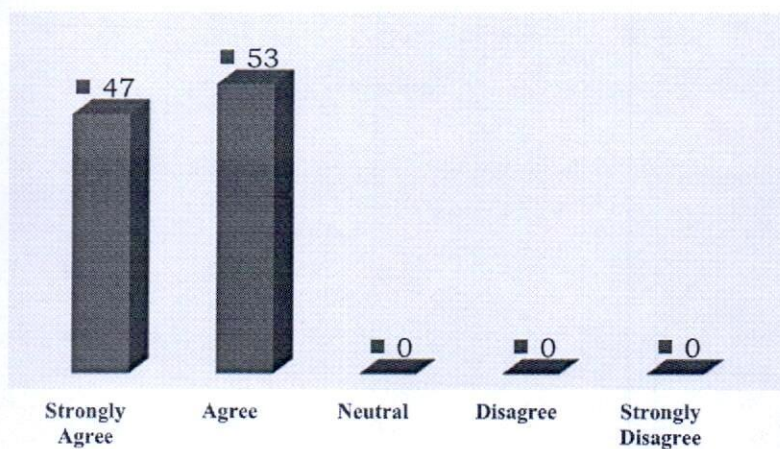


PART – A
CURRICULUM DESIGN AND DEVELOPMENT

The syllabus is need-based and suitable to the course

Response	Percentage	Respondents
Strongly Agree	47	43
Agree	53	48
Neutral	0	0
Disagree	0	0
Strongly Disagree	0	0
Total	100	91

The syllabus is need-based and suitable to the course

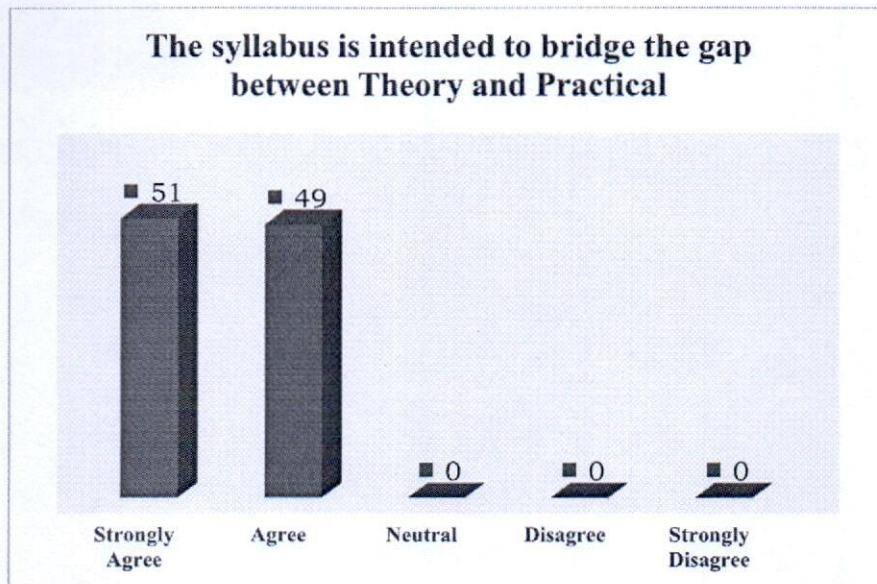


The response data reflects a high level of satisfaction, with 100% of respondents either agreeing or strongly agreeing that the syllabus is appropriate and need-based for the course.



The syllabus is intended to bridge the gap between Theory and Practical

Response	Percentage	Respondents
Strongly Agree	51	46
Agree	49	45
Neutral	0	0
Disagree	0	0
Strongly Disagree	0	0
Total	100	91



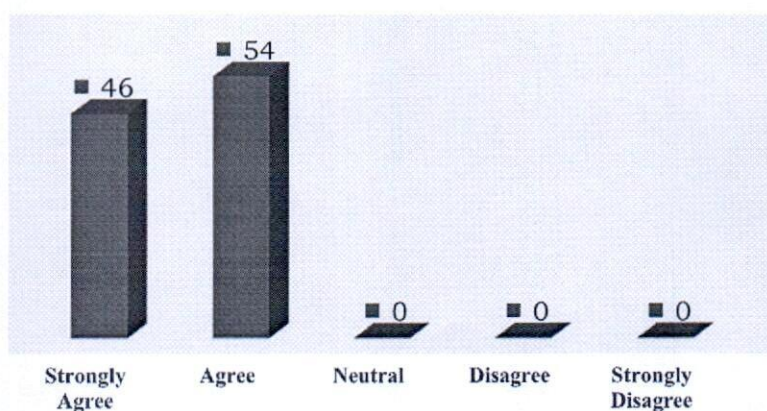
The results indicate strong confidence among respondents that the syllabus effectively connects theoretical knowledge with practical application. This suggests the curriculum design meets its intended goal, with no dissenting opinions or uncertainty expressed.




The faculty members are given enough freedom to contribute their ideas on curriculum design and development

Response	Percentage	Respondents
Strongly Agree	46	42
Agree	54	49
Neutral	0	0
Disagree	0	0
Strongly Disagree	0	0
Total	100	91

The faculty members are given enough freedom to contribute their ideas on curriculum design and development



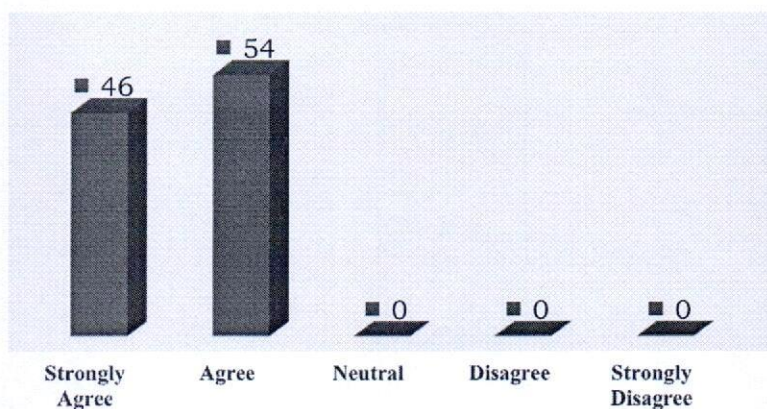
The above table demonstrate unanimous agreement that faculty members feel empowered and involved in the curriculum design process. This suggests a collaborative environment where faculty input is valued and encouraged.



Employability and skill development are given due weightage in curriculum design and development

Response	Percentage	Respondents
Strongly Agree	46	42
Agree	54	49
Neutral	0	0
Disagree	0	0
Strongly Disagree	0	0
Total	100	91

Employability and skill development are given due weightage in curriculum design and development

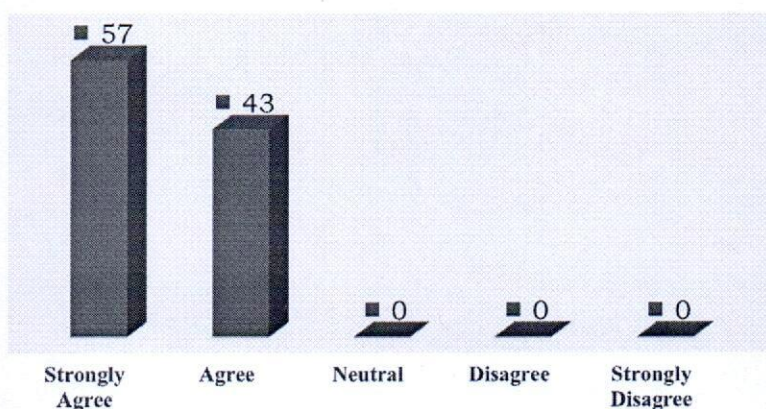


All the respondents unanimously agree that the curriculum appropriately emphasizes employability and skill development. This suggests the curriculum is designed with a strong focus on preparing students for the workforce and enhancing their practical skills.

The system followed by the University in designing and developing the curriculum is effective

Response	Percentage	Respondents
Strongly Agree	57	52
Agree	43	39
Neutral	0	0
Disagree	0	0
Strongly Disagree	0	0
Total	100	91

The system followed by the University in designing and developing the curriculum is effective



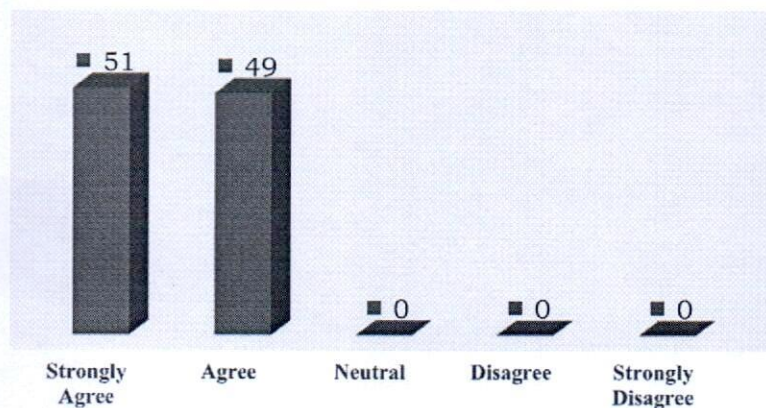
The results indicate that all 91 respondents view the university's curriculum design system positively, with 100% expressing either strong or moderate agreement. This suggests a well-received and effective curriculum development process.



Board of studies takes care of ensuring consensus and significance of the programme offering

Response	Percentage	Respondents
Strongly Agree	51	46
Agree	49	45
Neutral	0	0
Disagree	0	0
Strongly Disagree	0	0
Total	100	91

Board of studies takes care of ensuring consensus and significance of the programme offering



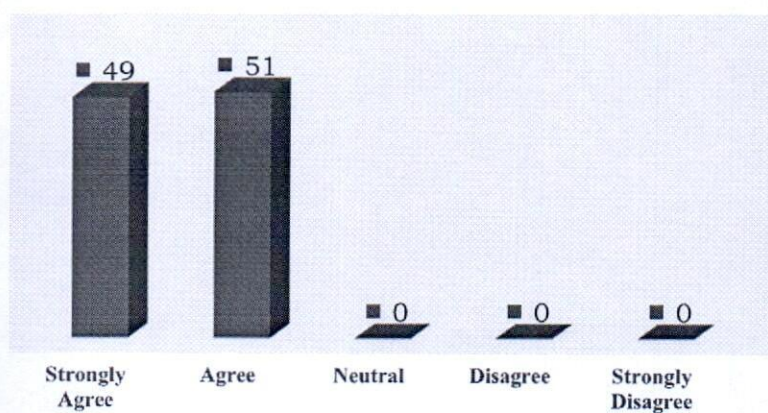
The results indicate unanimous positive sentiment. All respondents agree, with over half expressing strong agreement, suggesting broad confidence in the Board of Studies' role in maintaining the relevance and collective agreement on program content.



The objectives of the programme is clearly indicated in the Programme Specific Objectives (PSOs)

Response	Percentage	Respondents
Strongly Agree	49	45
Agree	51	46
Neutral	0	0
Disagree	0	0
Strongly Disagree	0	0
Total	100	91

The objectives of the programme is clearly indicated in the Programme Specific Objectives (PSOs)



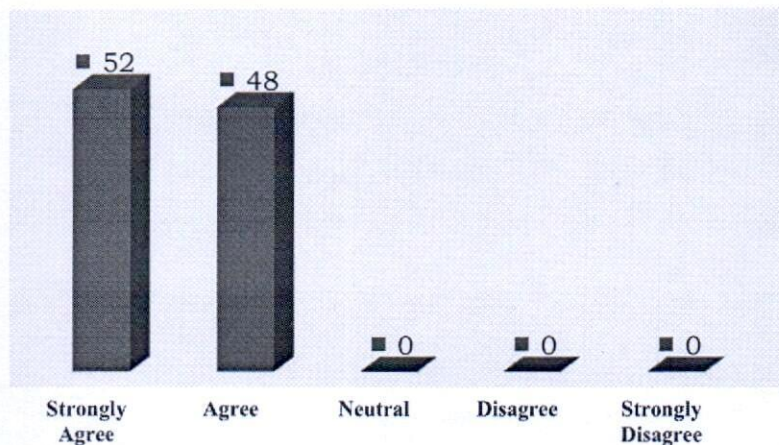
The results suggest that all respondents find the PSOs clear and well-communicated, reflecting a high level of satisfaction and clarity in the programme's objectives.



The curriculum is appraised to keep it up to date with the industrial and societal needs

Response	Percentage	Respondents
Strongly Agree	52	47
Agree	48	44
Neutral	0	0
Disagree	0	0
Strongly Disagree	0	0
Total	100	91

The curriculum is appraised to keep it up to date with the industrial and societal needs

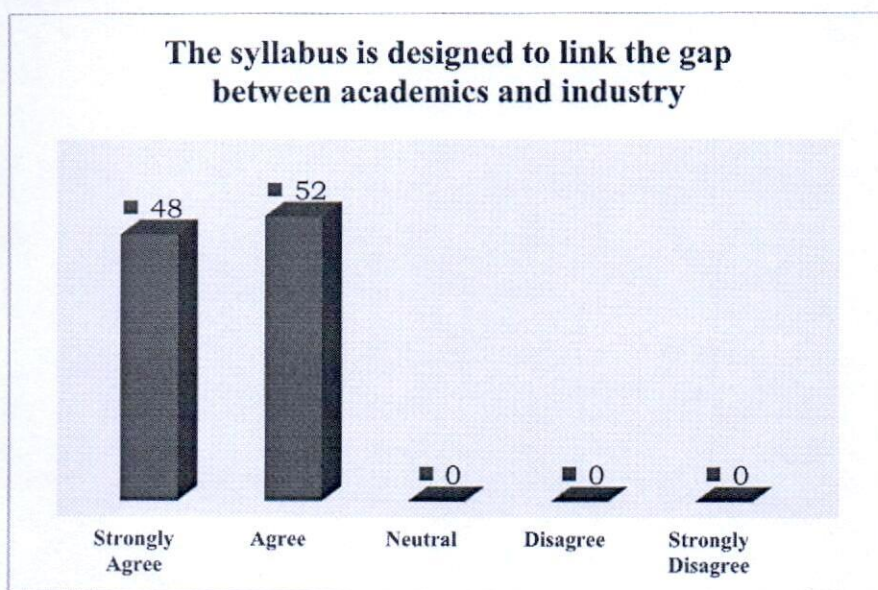


The data indicates that all participants believe the curriculum effectively reflects industry and societal trends. This unanimity suggests a strong confidence that the curriculum is responsive, relevant, and updated appropriately to meet external needs.



The syllabus is designed to link the gap between academics and industry

Response	Percentage	Respondents
Strongly Agree	48	44
Agree	52	47
Neutral	0	0
Disagree	0	0
Strongly Disagree	0	0
Total	100	91



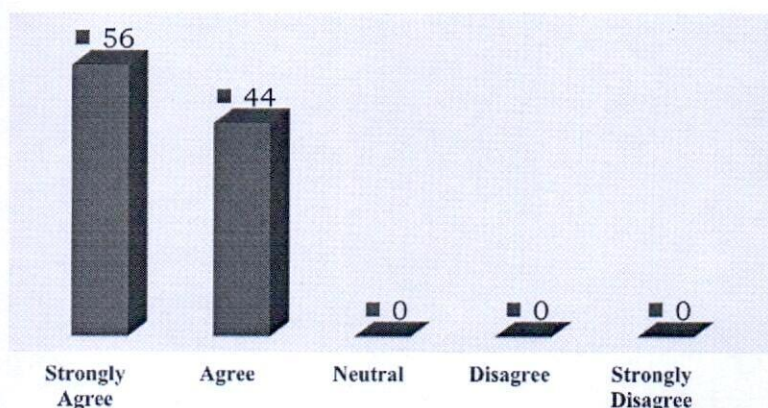
48% of respondents strongly agree that the syllabus connects academic learning with industry needs. 52% of respondents agree with this statement. There are no neutral, disagree, or strongly disagree responses, indicating a unanimous positive view.




The reference books/journals which are prescribed by University are relevant and updated to cover the whole syllabus

Response	Percentage	Respondents
Strongly Agree	56	51
Agree	44	40
Neutral	0	0
Disagree	0	0
Strongly Disagree	0	0
Total	100	91

The reference books/journals which are prescribed by University are relevant and updated to cover the whole syllabus



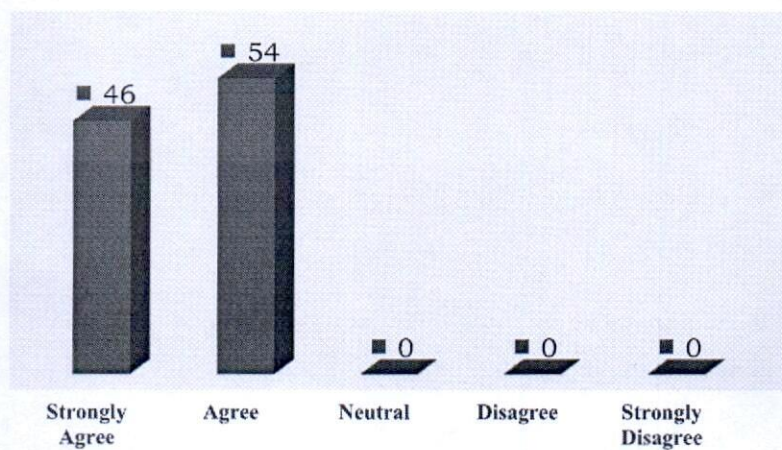
All respondents perceive the prescribed materials positively, with varying degrees of agreement. The absence of neutral or negative responses suggests a strong consensus that the resources effectively support the syllabus. This indicates that the university's selection of reference books and journals is well-received, likely meeting academic and student needs effectively.



Aims and objectives of the curriculum are well defined and clear to teacher and students

Response	Percentage	Respondents
Strongly Agree	46	42
Agree	54	49
Neutral	0	0
Disagree	0	0
Strongly Disagree	0	0
Total	100	91

Aims and objectives of the curriculum are well defined and clear to teacher and students

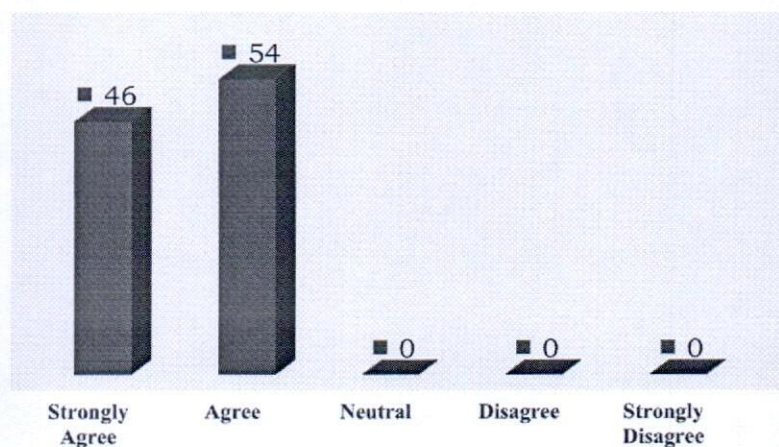


All respondents agree or strongly agree that the curriculum's aims and objectives are well-defined and clear. The data indicates that both teachers and students understand the curriculum's objectives, likely contributing to a structured and effective learning environment.

The syllabus covers contemporary and advanced topics or techniques

Response	Percentage	Respondents
Strongly Agree	46	42
Agree	54	49
Neutral	0	0
Disagree	0	0
Strongly Disagree	0	0
Total	100	91

The syllabus covers contemporary and advanced topics or techniques



The feedback indicates that the syllabus is well-received in terms of its contemporary and advanced content. There is a high level of satisfaction among the 91 respondents, with no indication of dissatisfaction or neutrality. This suggests strong confidence in the relevance and quality of the syllabus.

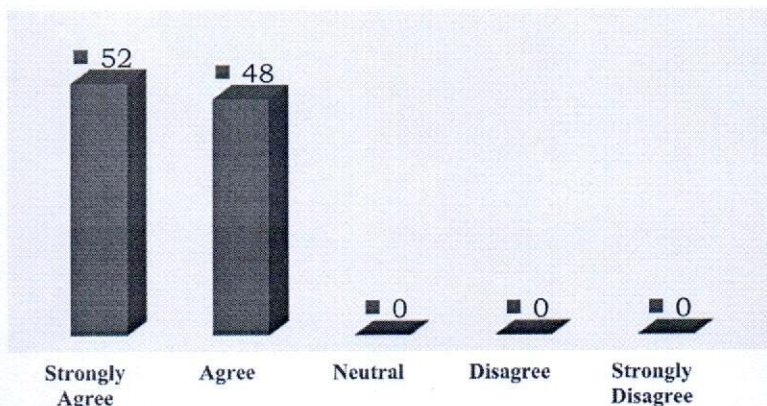
PART – B

TEACHING, LEARNING, AND INFRASTRUCTURE FACILITIES

Resources of learning which are student-centric in nature are available in the University

Response	Percentage	Respondents
Strongly Agree	52	47
Agree	48	44
Neutral	0	0
Disagree	0	0
Strongly Disagree	0	0
Total	100	91

**Resources of learning which are student-
centric in nature are available in the
University**

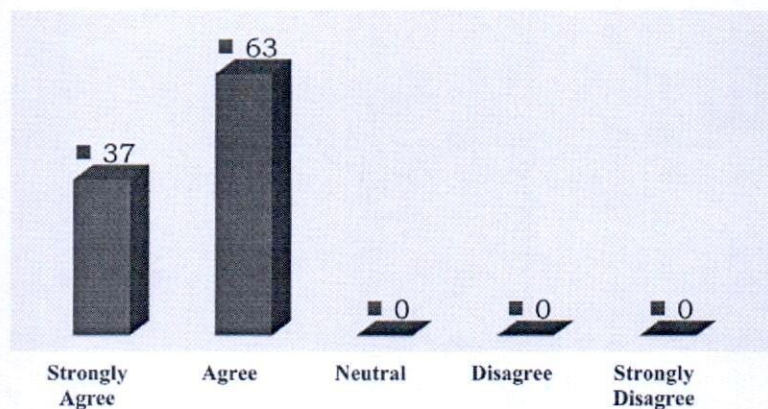


All 91 respondents believe that the university offers resources that focus on student needs. The fact that no one expressed a neutral or negative view suggests a strong positive perception and satisfaction with the university's student-centred resources.

Suitable learning resources/research labs are available for the faculties and they are encouraged to carry out research

Response	Percentage	Respondents
Strongly Agree	37	34
Agree	63	57
Neutral	0	0
Disagree	0	0
Strongly Disagree	0	0
Total	100	91

Suitable learning resources/research labs are available for the faculties and they are encouraged to carry out research

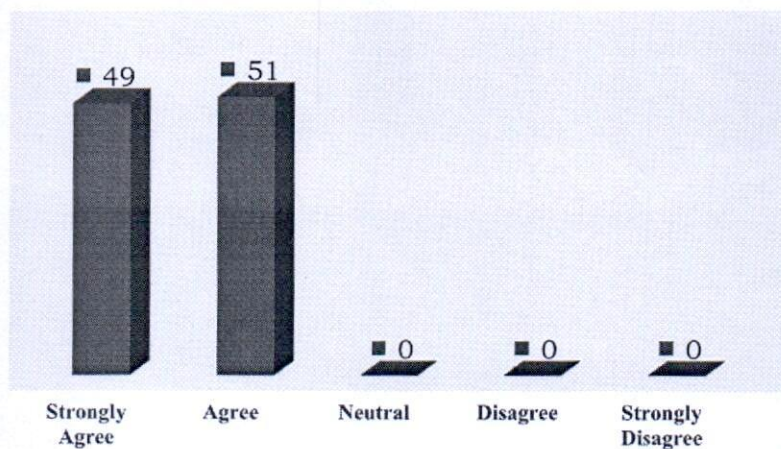


All the respondents believe that suitable learning resources and research labs are available, and they feel encouraged to engage in research. The institution demonstrates a robust environment for research, with all respondents acknowledging the availability of resources and encouragement. This can lead to enhanced faculty engagement, research output, and overall academic excellence.

The teaching-aids available in the department are appropriate and up to date

Response	Percentage	Respondents
Strongly Agree	49	45
Agree	51	46
Neutral	0	0
Disagree	0	0
Strongly Disagree	0	0
Total	100	91

The teaching-aids available in the department
are appropriate and up to date



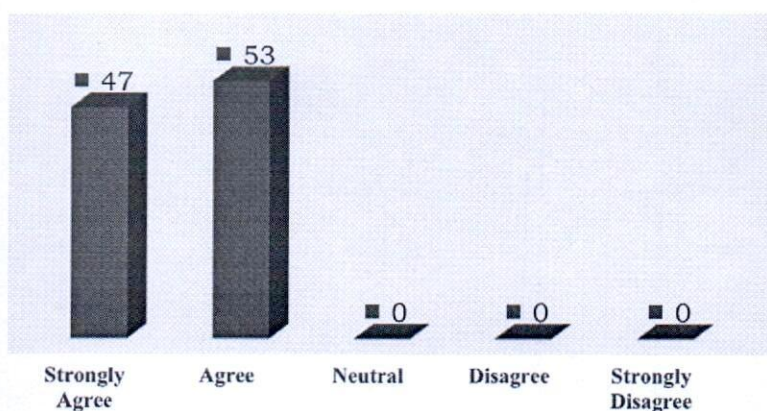
All respondents feel that the teaching aids provided by the department are appropriate and current, with no indications of dissatisfaction. This suggests strong confidence in the department's resources.



The central library of the University is a major source of information for the faculty/ research scholars/ students and is optimally utilised

Response	Percentage	Respondents
Strongly Agree	47	43
Agree	53	48
Neutral	0	0
Disagree	0	0
Strongly Disagree	0	0
Total	100	91

The central library of the University is a major source of information for the faculty/ research scholars/ students and is optimally utilised

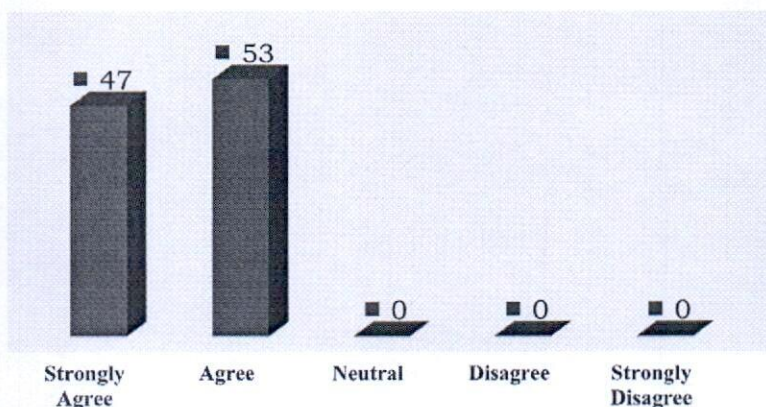


Combined, all respondents have a positive perception of the library's role as a major information source and believe it is being optimally utilized. There were no respondents who were neutral, disagreed, or strongly disagreed with the statement. This indicates a unanimous positive view among the surveyed group.

The faculty are encouraged to organise/ participate in conferences/ seminars/ symposia/ workshops

Response	Percentage	Respondents
Strongly Agree	47	43
Agree	53	48
Neutral	0	0
Disagree	0	0
Strongly Disagree	0	0
Total	100	91

**The faculty are encouraged to organise/
participate in conferences/ seminars/ symposia/
workshops**



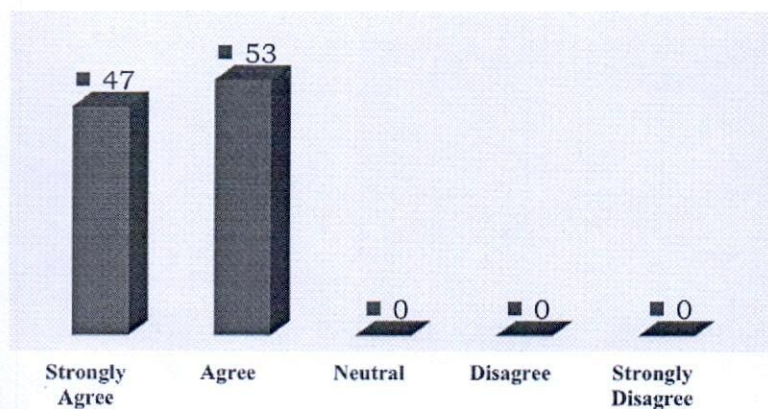
Nearly half of the faculty strongly believe that they are encouraged to engage in academic events like conferences and workshops. A slightly larger group agrees but with less intensity than those who strongly agree.



Faculty cabins, class rooms, reading rooms and toilets are appropriately available in the department

Response	Percentage	Respondents
Strongly Agree	47	43
Agree	53	48
Neutral	0	0
Disagree	0	0
Strongly Disagree	0	0
Total	100	91

Faculty cabins, class rooms, reading rooms and toilets are appropriately available in the department

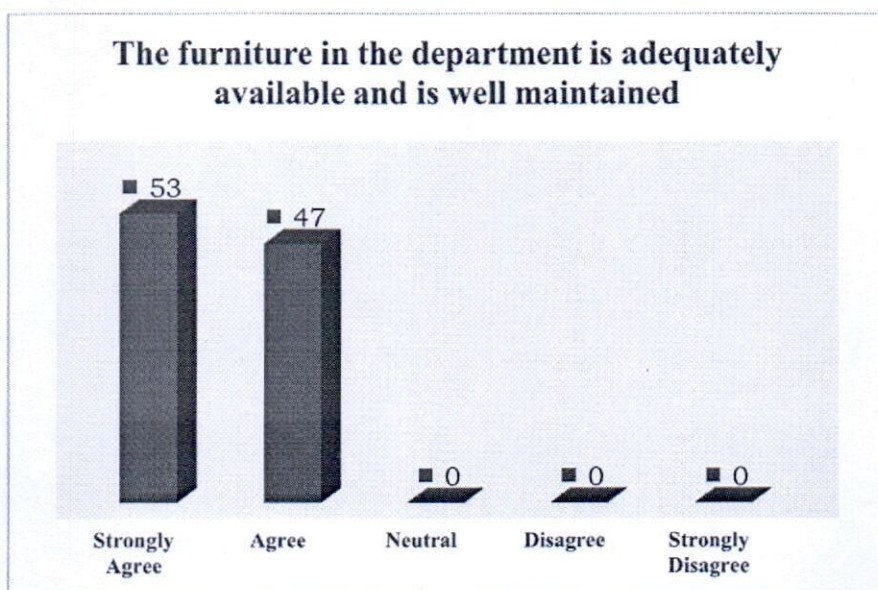


There is unanimous agreement among respondents that faculty cabins, classrooms, reading rooms, and toilets are appropriately available. This indicates a well-equipped department in terms of basic infrastructure, with room for continuous maintenance to sustain or improve satisfaction.



The furniture in the department is adequately available and is well maintained

Response	Percentage	Respondents
Strongly Agree	53	48
Agree	47	43
Neutral	0	0
Disagree	0	0
Strongly Disagree	0	0
Total	100	91



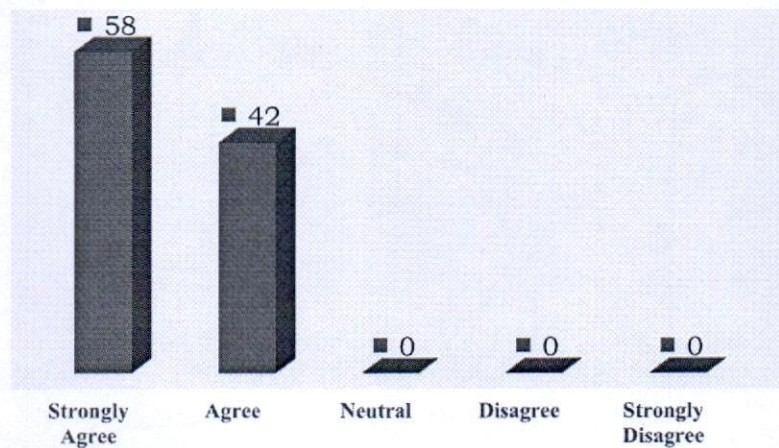
Overall, the feedback is highly positive, with 100% of respondents either agreeing or strongly agreeing with the statement, reflecting that the furniture meets expectations in terms of both availability and condition.



Safe drinking water and water resources are sufficiently available

Response	Percentage	Respondents
Strongly Agree	58	53
Agree	42	38
Neutral	0	0
Disagree	0	0
Strongly Disagree	0	0
Total	100	91

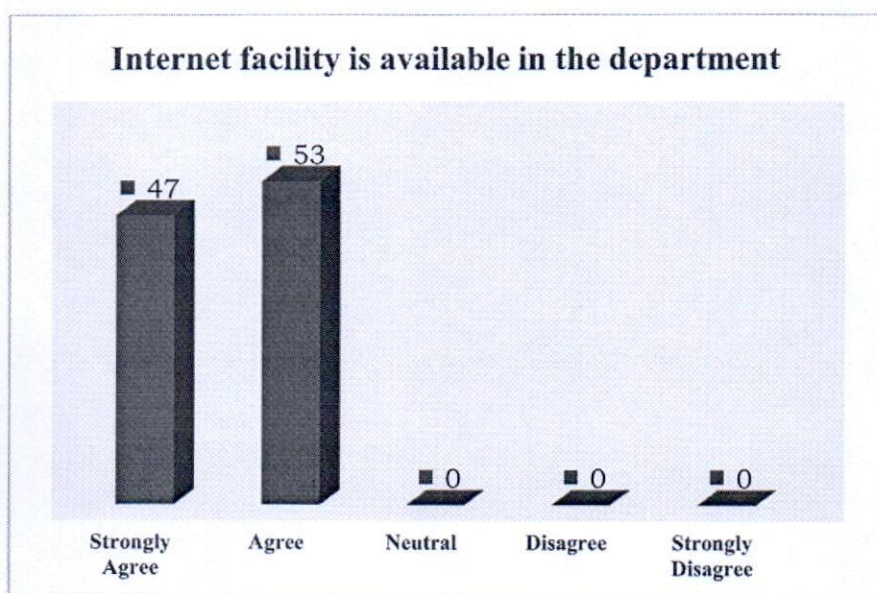
Safe drinking water and water resources are sufficiently available



Most respondents (58%) strongly agree, and 42% agree that safe drinking water and water resources are sufficiently available. There is no disagreement or neutrality in the responses. This indicates a high level of satisfaction or positive perception regarding the availability of safe drinking water and water resources in the area.

Internet facility is available in the department

Response	Percentage	Respondents
Strongly Agree	47	43
Agree	53	48
Neutral	0	0
Disagree	0	0
Strongly Disagree	0	0
Total	100	91



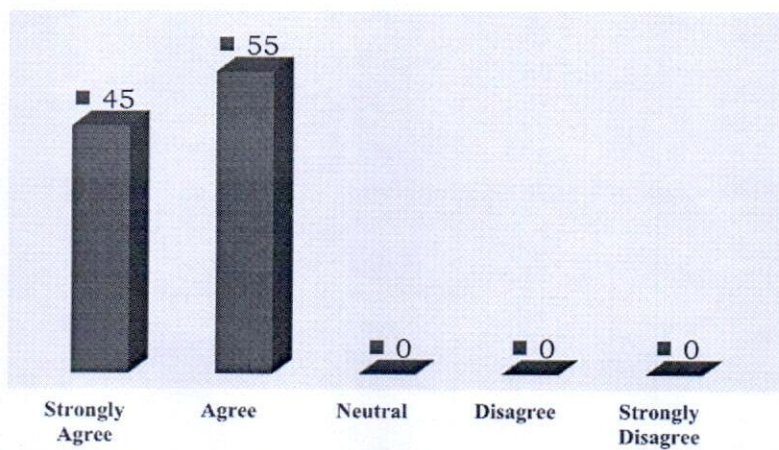
As per the table above, the department seems to have satisfactory internet access, with all 91 respondents either agreeing or strongly agreeing that the internet facility is available.



There are ample number of schemes/policies for the welfare of faculties

Response	Percentage	Respondents
Strongly Agree	45	41
Agree	55	50
Neutral	0	0
Disagree	0	0
Strongly Disagree	0	0
Total	100	91

There are ample number of schemes/policies for the welfare of faculties



While 45% strongly agree that there are ample schemes or policies for faculty welfare; 55% agree with the statement, indicating that an overwhelming 100% of respondents either strongly agree or agree.

SECTION - STUDENTS



RESEARCH METHODOLOGY

Data Type:	Primary
Data Collection Tool:	Survey (Online)
Sample Size:	449
Sample Frame:	Students of IFTM University studying in 2023-24 in School of Computer Science & Applications
Sampling:	Probability Sampling
Questionnaire:	Five-point Likert scale



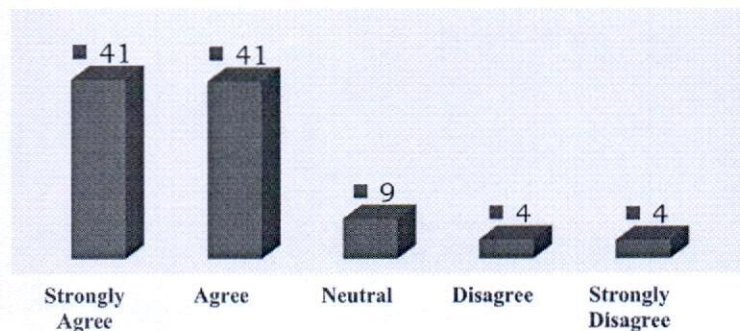
PART – A

CURRICULUM

The curriculum provides added flexibility and diversity among the offered courses across the programmes.

Response	Percentage	Respondents
Strongly Agree	41	185
Agree	41	183
Neutral	9	42
Disagree	4	20
Strongly Disagree	4	19
Total	100	449

The curriculum provides added flexibility and diversity among the offered courses across the programmes.



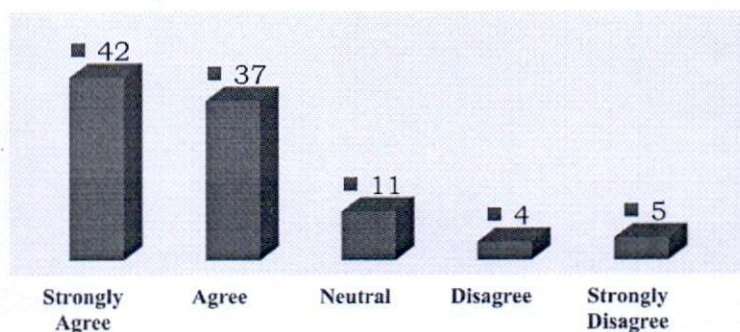
Majority of respondents (82%) agree with the statement, while, a smaller portion (13%) expressed neutral, disagreeing, or strongly disagreeing views. Of these, 9% were neutral, and 8% disagreed or strongly disagreed (4% each). The overall response indicates a generally positive perception of the curriculum's flexibility and diversity, with a strong majority supporting the statement.



The curriculum which is based on courses of the programme leads to employability, skill development and entrepreneurship.

Response	Percentage	Respondents
Strongly Agree	42	190
Agree	37	166
Neutral	11	51
Disagree	4	19
Strongly Disagree	5	23
Total	100	449

The curriculum which is based on courses of the programme leads to employability, skill development and entrepreneurship.

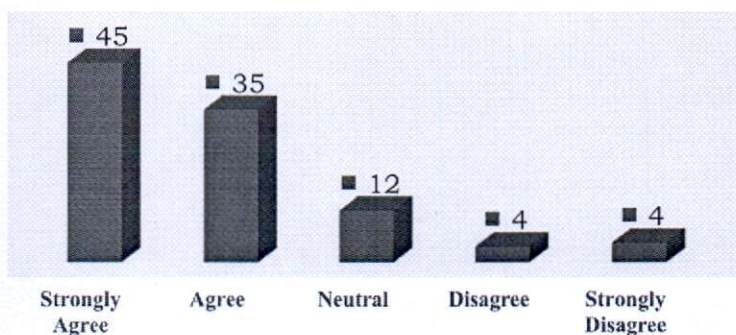


As per above table, the data shows a positive perception of the curriculum, with a combined 79% (356 respondents) either agreeing or strongly agreeing, which indicates a strong belief in the curriculum's alignment with employability and skill development objectives.

The elective courses offered are diverse and allow students to adapt their education to their interests.

Response	Percentage	Respondents
Strongly Agree	45	204
Agree	35	156
Neutral	12	53
Disagree	4	16
Strongly Disagree	4	20
Total	100	449

The elective courses offered are diverse and allow students to adapt their education to their interests.

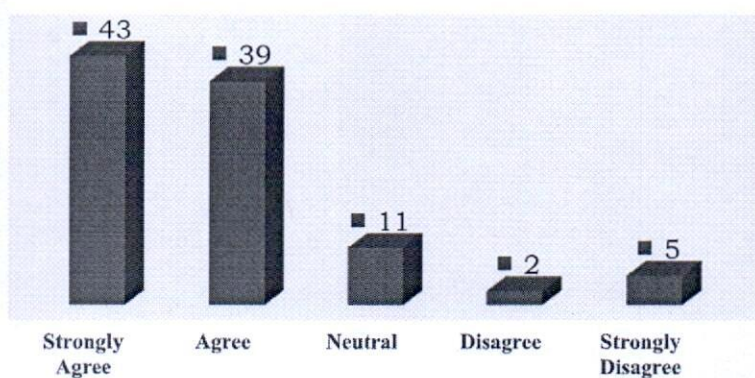


A majority (80%) of respondents feel positively about the diversity and flexibility of elective courses. However, 8% expressed some level of dissatisfaction or neutrality, which could suggest room for improvement or a need for clearer communication about the offerings.

The course structure and syllabus is interesting and easy to understand.

Response	Percentage	Respondents
Strongly Agree	43	195
Agree	39	175
Neutral	11	45
Disagree	2	11
Strongly Disagree	5	23
Total	100	449

The course structure and syllabus is interesting and easy to understand.



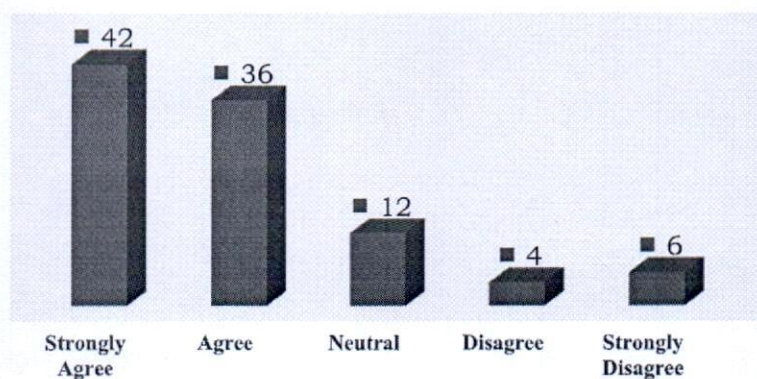
The feedback is overwhelmingly positive, with 82% of respondents either agreeing or strongly agreeing that the course structure and syllabus are interesting and easy to understand.



The curriculum offered by the University is industry oriented.

Response	Percentage	Respondents
Strongly Agree	42	188
Agree	36	160
Neutral	12	57
Disagree	4	18
Strongly Disagree	6	26
Total	100	449

The curriculum offered by the University is industry oriented.

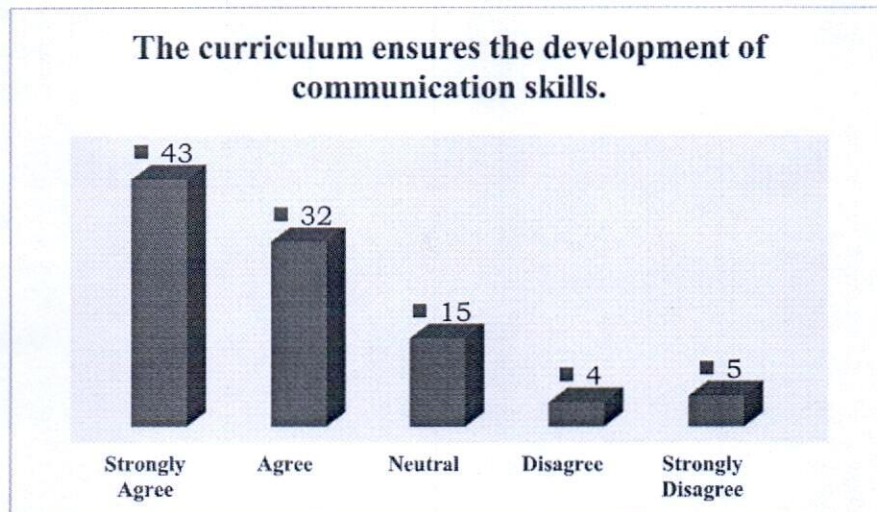


The responses suggest a strong positive perception of the curriculum's industry relevance, with 78% of respondents either agreeing or strongly agreeing with the statement.



The curriculum ensures the development of communication skills.

Response	Percentage	Respondents
Strongly Agree	43	193
Agree	32	144
Neutral	15	69
Disagree	4	19
Strongly Disagree	5	24
Total	100	449



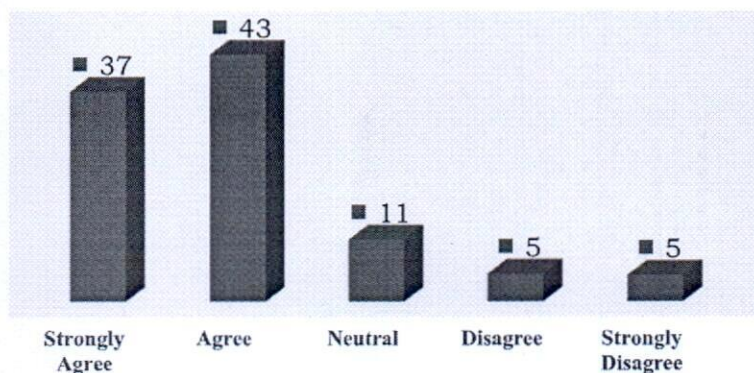
The majority (75%) of respondents either agree or strongly agree that the curriculum ensures the development of communication skills. This suggests a positive perception of the curriculum's effectiveness in this regard.



The curriculum is designed to bridge the gap between theory and practical exercises.

Response	Percentage	Respondents
Strongly Agree	37	164
Agree	43	193
Neutral	11	49
Disagree	5	22
Strongly Disagree	5	21
Total	100	449

The curriculum is designed to bridge the gap between theory and practical exercises.



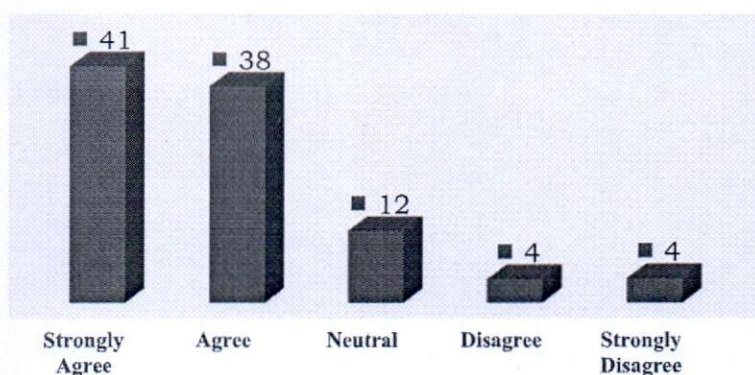
A large majority (80%) either strongly agree or agree that the curriculum is designed to bridge the gap between theory and practical exercises. A smaller portion of respondents (10%) either disagree or strongly disagree, suggesting that there may be room for improvement for a small subset of the audience.



The syllabus integrates ethical considerations and social responsibility.

Response	Percentage	Respondents
Strongly Agree	41	186
Agree	38	170
Neutral	12	56
Disagree	4	18
Strongly Disagree	4	19
Total	100	449

The syllabus integrates ethical considerations and social responsibility.

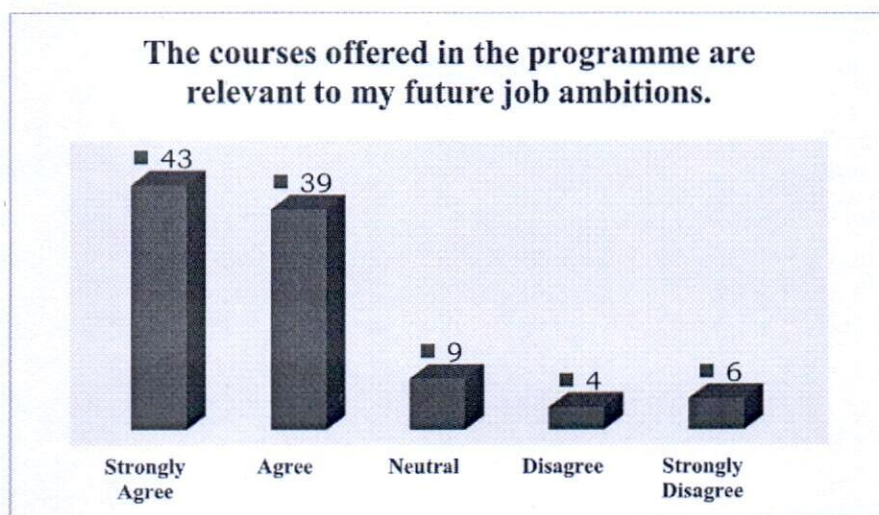


The responses suggest that a large majority (79%) of respondents feel the syllabus incorporates ethical and social responsibility principles. The remaining 16% are neutral or have reservations about this aspect, and a small percentage (8%) outright disagree.



The courses offered in the programme are relevant to my future job ambitions.

Response	Percentage	Respondents
Strongly Agree	43	192
Agree	39	173
Neutral	9	41
Disagree	4	18
Strongly Disagree	6	25
Total	100	449

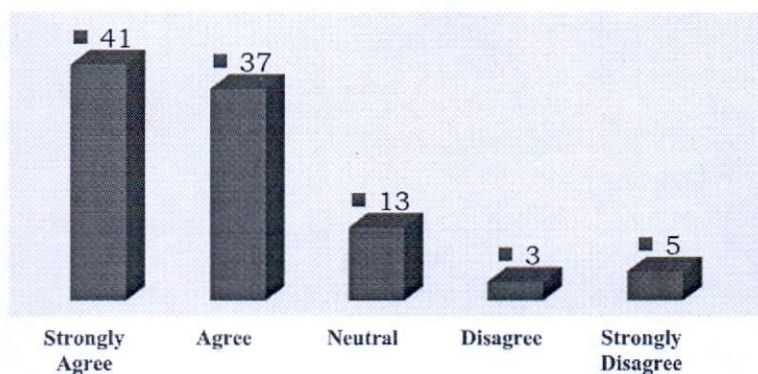


Most respondents (82%) either strongly agree or agree that the courses are relevant to their future job ambitions. A smaller proportion (9%) are neutral, while a small percentage (10%) disagree or strongly disagree with the relevance of the courses to their career goals. This suggests that the programme is generally perceived as aligned with the career aspirations of most participants.

The curriculum includes prospects for research and independent study.

Response	Percentage	Respondents
Strongly Agree	41	186
Agree	37	167
Neutral	13	58
Disagree	3	15
Strongly Disagree	5	23
Total	100	449

The curriculum includes prospects for research and independent study.



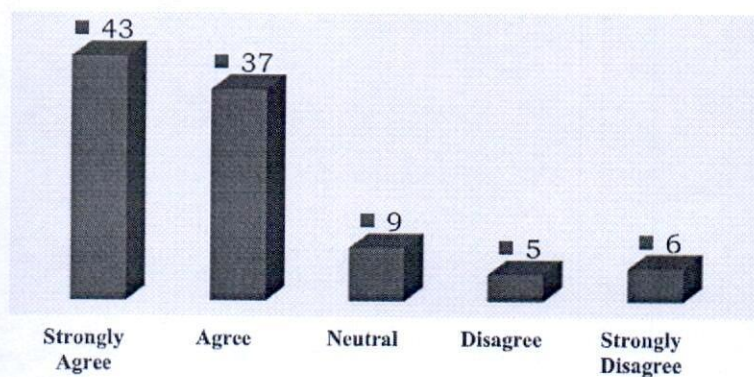
Most respondents (78%) agree or strongly agree that the curriculum offers prospects for research and independent study, with a smaller percentage expressing neutrality or dissatisfaction.



The course has helped in developing my personality.

Response	Percentage	Respondents
Strongly Agree	43	193
Agree	37	167
Neutral	9	42
Disagree	5	21
Strongly Disagree	6	26
Total	100	449

The course has helped in developing my personality.



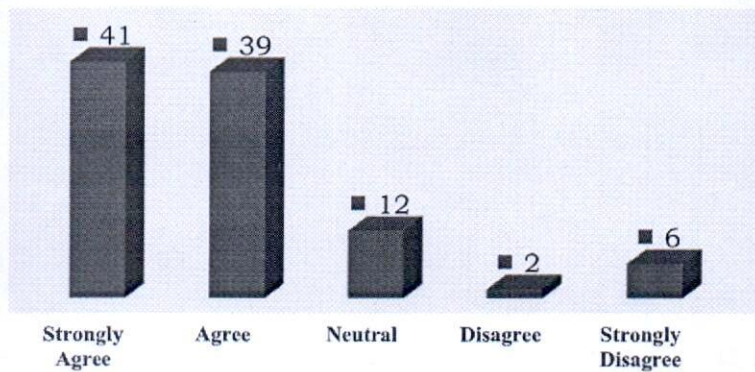
The data suggests that the course is generally perceived positively, with the majority of respondents believing it has had a beneficial effect on their personality development. However, there is a small group of respondents who did not share this view.



The teachers are punctual and come fully prepared for the class to cover the syllabus.

Response	Percentage	Respondents
Strongly Agree	41	185
Agree	39	177
Neutral	12	53
Disagree	2	7
Strongly Disagree	6	27
Total	100	449

The teachers are punctual and come fully prepared for the class to cover the syllabus.



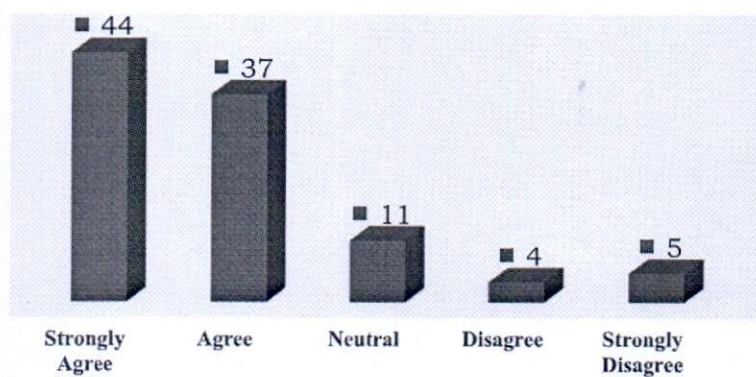
A significant majority of respondents agree that teachers are punctual and well-prepared for class, with 80% of respondents (41% strongly agree and 39% agree) confirming this. A smaller portion (12%) expressed a neutral opinion, while only 8% (2% disagree and 6% strongly disagree) disagreed with the statement. This indicates that most respondents perceive teachers as both punctual and fully prepared to cover the syllabus.



The teachers illustrate the concepts of the courses through examples and application.

Response	Percentage	Respondents
Strongly Agree	44	197
Agree	37	164
Neutral	11	49
Disagree	4	16
Strongly Disagree	5	23
Total	100	449

The teachers illustrate the concepts of the courses through examples and application.

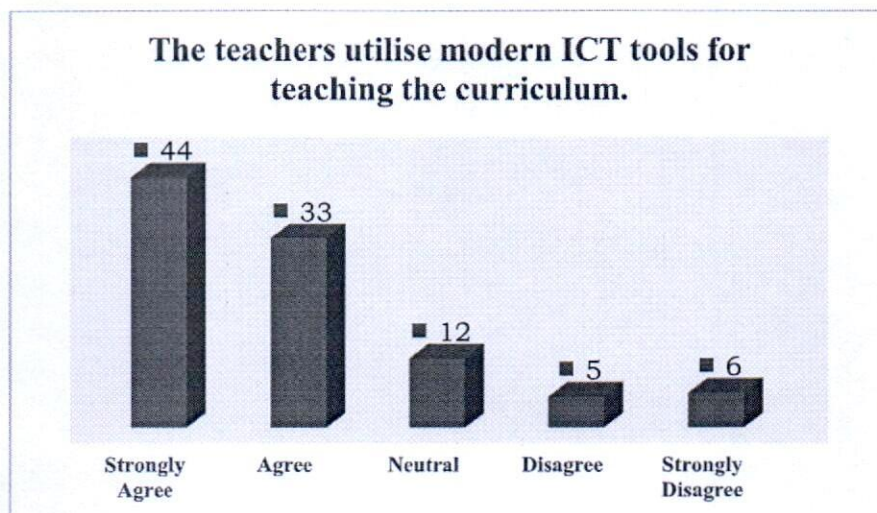


81% of respondents either agree or strongly agree, indicating a generally positive perception of how teachers explain the concepts. The percentage of disagreement (9%) is relatively low, suggesting that most students find the application and examples helpful in understanding the material.



The teachers utilise modern ICT tools for teaching the curriculum.

Response	Percentage	Respondents
Strongly Agree	44	196
Agree	33	148
Neutral	12	54
Disagree	5	24
Strongly Disagree	6	27
Total	100	449

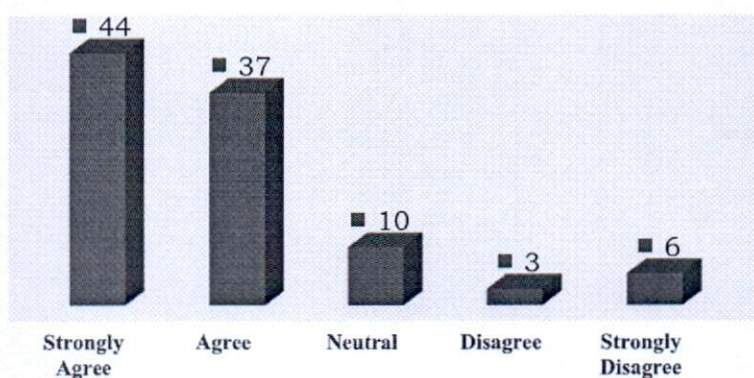


Overall, 89% students agree that teachers effectively utilize modern ICT tools, indicating that a portion of respondents feel very positive about the integration of technology in teaching. However, 11% expressed disagreement, suggesting that a small group of respondents feel there is room for improvement in the integration of ICT tools in the curriculum delivery.

The teachers discuss topics in class and complete the entire syllabus on time.

Response	Percentage	Respondents
Strongly Agree	44	198
Agree	37	167
Neutral	10	46
Disagree	3	13
Strongly Disagree	6	25
Total	100	449

The teachers discuss topics in class and complete the entire syllabus on time.



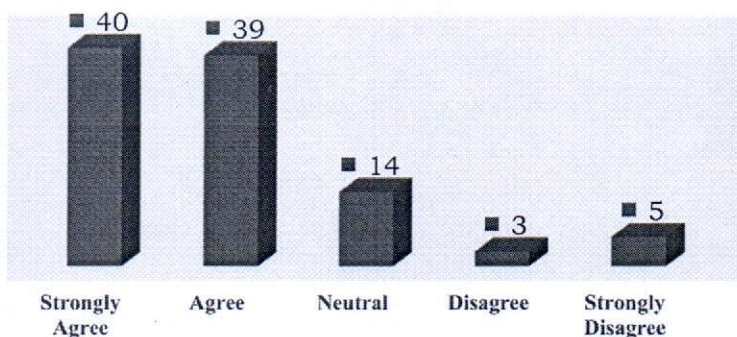
The survey reflects a strong overall approval of teachers' performance in managing class discussions and completing the syllabus on time, with room for minor improvements based on a small group of dissenting views.



Periodical assessments and evaluation process is fair and unbiased and it covers all the curriculum.

Response	Percentage	Respondents
Strongly Agree	40	179
Agree	39	173
Neutral	14	61
Disagree	3	12
Strongly Disagree	5	24
Total	100	449

Periodical assessments and evaluation process is fair and unbiased and it covers all the curriculum.

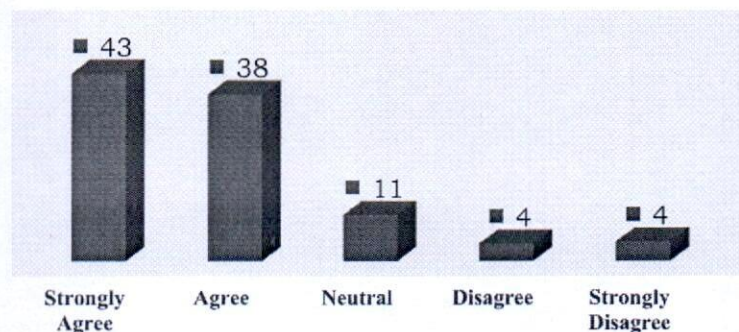


Most respondents (79%) believe that the periodic assessments are fair, unbiased, and cover the curriculum effectively. However, a small percentage (8%) indicates potential areas for improvement, suggesting that while the overall system is perceived positively, continuous review and addressing specific concerns could further enhance trust and effectiveness.

The Value added courses (VAC) offered by the University are relevant to develop more learning skills for future endeavours, etc.

Response	Percentage	Respondents
Strongly Agree	43	192
Agree	38	171
Neutral	11	48
Disagree	4	18
Strongly Disagree	4	20
Total	100	449

The Value added courses (VAC) offered by the University are relevant to develop more learning skills for future endeavours, etc.



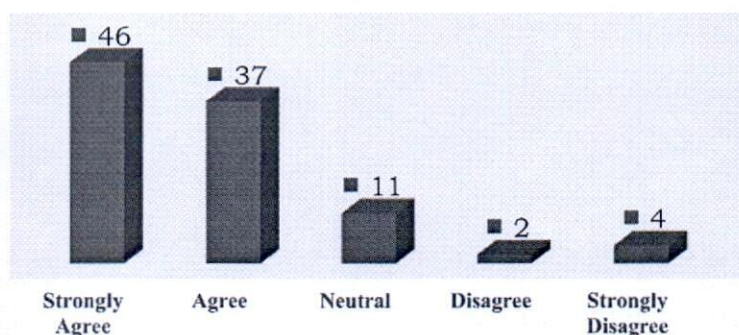
Approximately 81% of respondents believe that VAC programs positively impact their learning skills and future readiness. The high approval rate reflects the university's success in delivering relevant and valuable courses, though attention to the concerns of the 8% who disagreed could help enhance program effectiveness and perception.



The curriculum offered by the University is as per the latest UGC guidelines or National Education Policy (NEP) 2020.

Response	Percentage	Respondents
Strongly Agree	46	206
Agree	37	165
Neutral	11	51
Disagree	2	9
Strongly Disagree	4	18
Total	100	449

The curriculum offered by the University is as per the latest UGC guidelines or National Education Policy (NEP) 2020.



Most respondents (83%) believe that the university's curriculum aligns well with the latest educational standards, reflecting a positive perception of compliance with UGC guidelines or NEP 2020. The low percentage of negative responses suggests minimal concerns regarding the curriculum's alignment.



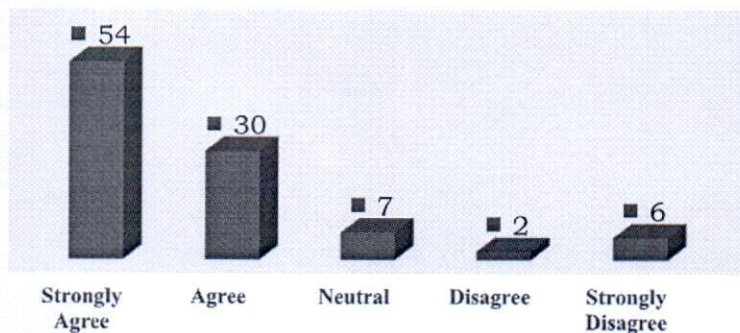
PART – B

INSTITUTIONAL FACILITIES

The central library of the university is a major source of information for the students and is optimally utilised.

Response	Percentage	Respondents
Strongly Agree	54	241
Agree	30	132
Neutral	7	33
Disagree	2	10
Strongly Disagree	6	27
Total	100	443

The central library of the university is a major source of information for the students and is optimally utilised.



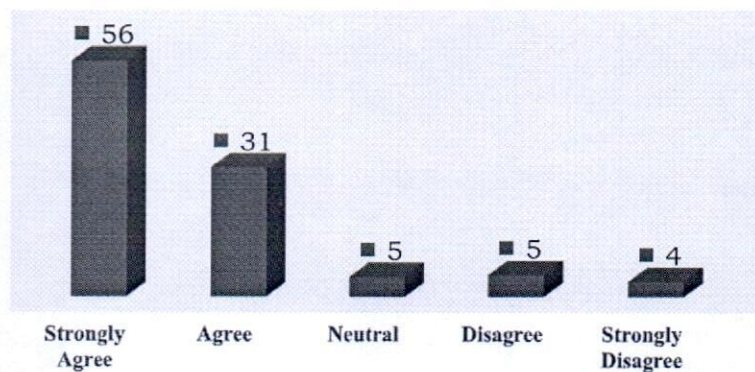
The overwhelming majority (84%) believe that the central library is an essential and well-utilized resource, indicating that it effectively supports student needs. The low percentage of negative responses suggests that most students are satisfied with the library's resources and their accessibility.



Reading material/ prescribed books/ journals are available in the library.

Response	Percentage	Respondents
Strongly Agree	56	247
Agree	31	136
Neutral	5	21
Disagree	5	23
Strongly Disagree	4	16
Total	100	443

**Reading material/ prescribed books/ journals
are available in the library.**

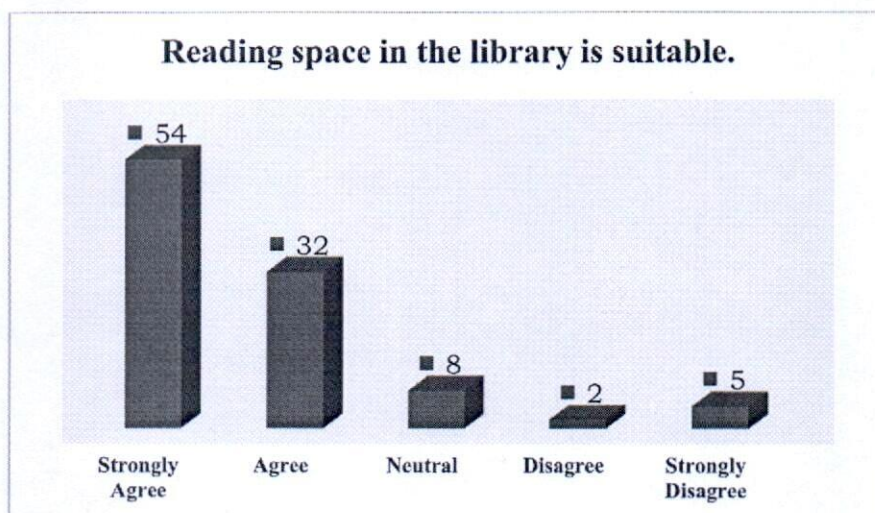


The vast majority (87%) of respondents believe that the library is well-stocked with reading materials, prescribed books, and journals, suggesting that it effectively supports academic needs. The low percentage of negative responses highlights that most students are satisfied with the library's resources.



Reading space in the library is suitable.

Response	Percentage	Respondents
Strongly Agree	54	241
Agree	32	140
Neutral	8	34
Disagree	2	8
Strongly Disagree	5	20
Total	100	443



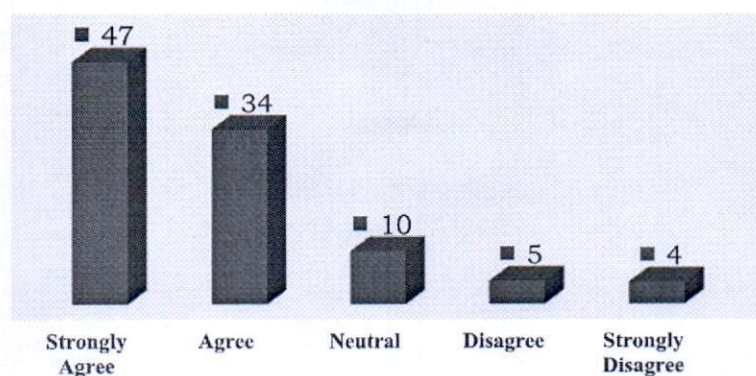
The overwhelming majority (86%) believe the reading space in the library is suitable, reflecting overall satisfaction with the library's environment for study. The low percentage of negative responses suggests that the library provides an effective and comfortable space for reading and study.



Digital educational resources are accessible in the library.

Response	Percentage	Respondents
Strongly Agree	47	208
Agree	34	150
Neutral	10	46
Disagree	5	20
Strongly Disagree	4	19
Total	100	443

Digital educational resources are accessible in the library.



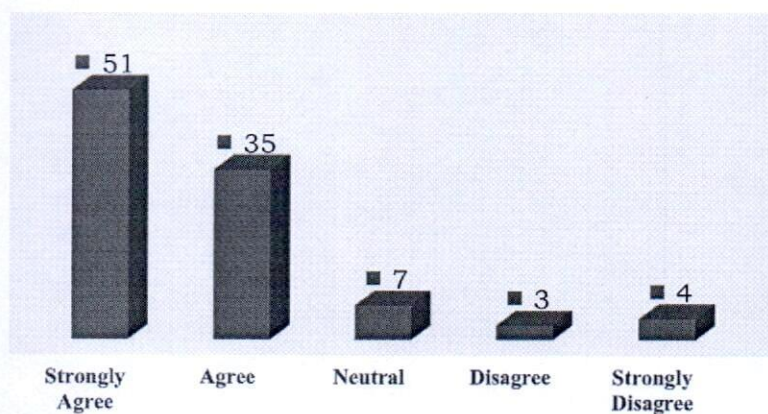
The data suggests a strong positive consensus regarding digital educational resource accessibility in the library, with room for minor improvements to address concerns raised by the small percentage of dissatisfied users.



The library staff is cooperative and helpful.

Response	Percentage	Respondents
Strongly Agree	51	226
Agree	35	154
Neutral	7	31
Disagree	3	13
Strongly Disagree	4	19
Total	100	443

The library staff is cooperative and helpful.

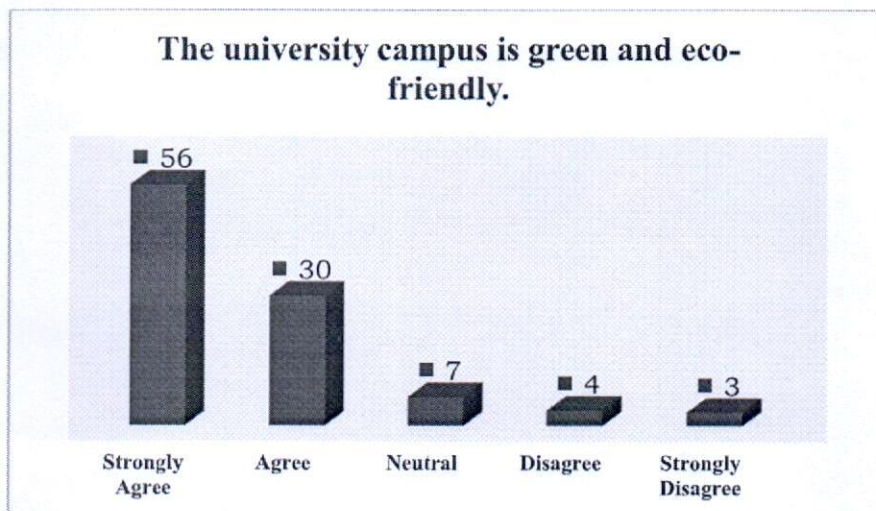


The data indicates that most users find the library staff to be cooperative and helpful, contributing positively to the library experience. Addressing the concerns of the small minority who reported dissatisfaction may further enhance overall service quality.



The university campus is green and eco-friendly.

Response	Percentage	Respondents
Strongly Agree	56	249
Agree	30	134
Neutral	7	30
Disagree	4	16
Strongly Disagree	3	14
Total	100	443



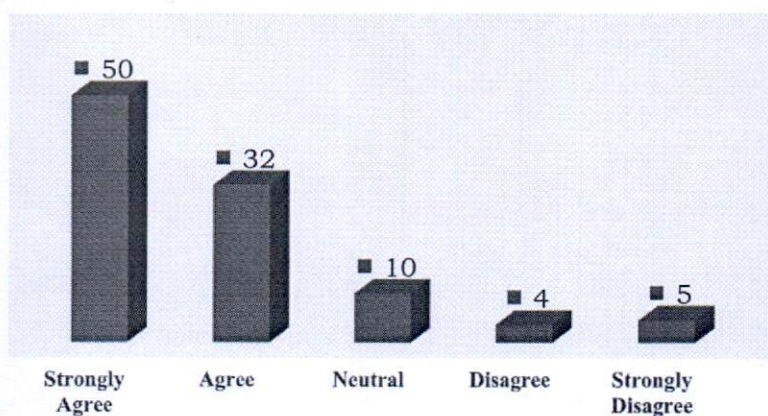
A significant majority (86%) of respondents either strongly agree or agree that the university campus is green and eco-friendly. 7% of respondents are neutral, indicating some may lack strong opinions or information on the matter. This suggests that the university's efforts toward sustainability are widely recognized and appreciated by most of the community.



Internet facility is available in the department.

Response	Percentage	Respondents
Strongly Agree	50	222
Agree	32	141
Neutral	10	44
Disagree	4	16
Strongly Disagree	5	20
Total	100	443

Internet facility is available in the department.



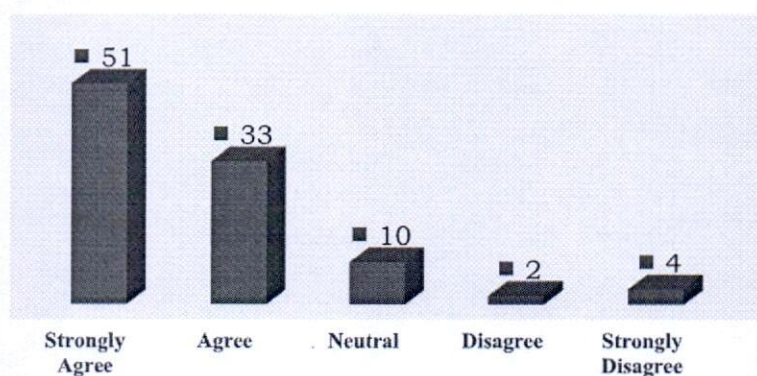
82% of respondents (Strongly Agree + Agree) believe that the internet facility is available in the department. 10% remain neutral, indicating some ambivalence or lack of experience with the facility. This suggests a generally positive perception of the internet facility, with room for potential improvement based on feedback from the minority who disagreed.



The labs are adequately equipped with equipment in working condition.

Response	Percentage	Respondents
Strongly Agree	51	227
Agree	33	147
Neutral	10	44
Disagree	2	9
Strongly Disagree	4	16
Total	100	443

The labs are adequately equipped with equipment in working condition.

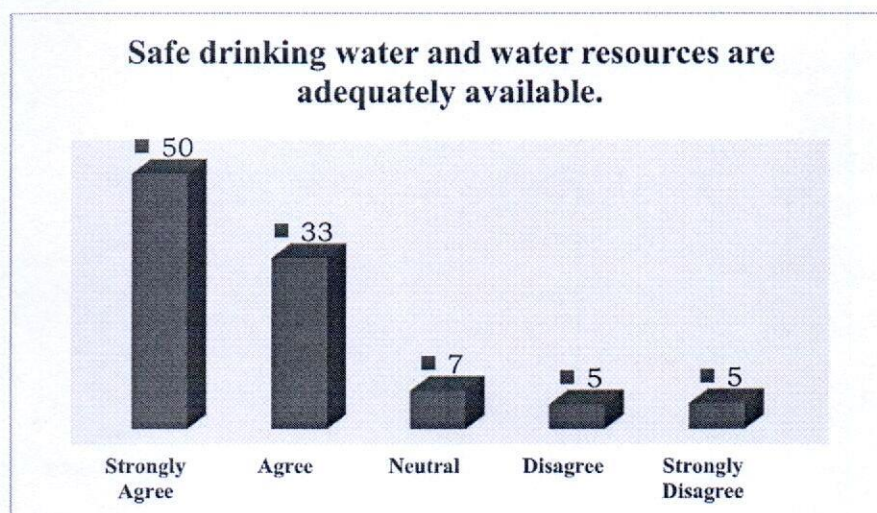


84% of respondents (Strongly Agree + Agree) believe that the labs are adequately equipped with functioning equipment. 10% are neutral, possibly indicating they have limited interaction with the equipment or no strong opinion. This overall positive feedback suggests that the labs are well-equipped, but addressing the concerns of the minority could help further enhance the facilities.



Safe drinking water and water resources are adequately available.

Response	Percentage	Respondents
Strongly Agree	50	220
Agree	33	147
Neutral	7	33
Disagree	5	21
Strongly Disagree	5	22
Total	100	443




The overwhelming majority (83%) of respondents feel confident in the adequacy of safe drinking water and water resources. However, the 10% who disagree or strongly disagree may indicate localized issues or concerns about the long-term sustainability of water resources in specific areas.



Classrooms are clean and are properly maintained.

Response	Percentage	Respondents
Strongly Agree	50	221
Agree	35	153
Neutral	7	33
Disagree	3	14
Strongly Disagree	5	22
Total	100	443



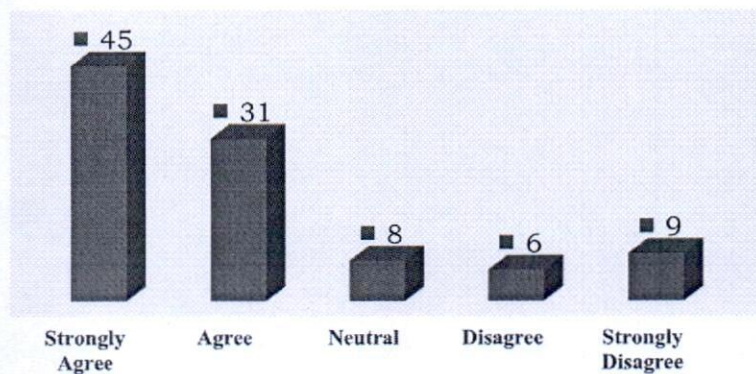
The results indicate a very positive perception of classroom cleanliness and maintenance, with 85% of respondents expressing satisfaction. The low percentage (8%) of negative responses suggests that while some concerns exist, they are relatively minor or isolated. Efforts should be maintained to keep standards high, and addressing feedback from the dissatisfied minority could further enhance overall satisfaction.



Washrooms/ Toilets are clean, hygienic, and well maintained.

Response	Percentage	Respondents
Strongly Agree	45	201
Agree	31	139
Neutral	8	35
Disagree	6	27
Strongly Disagree	9	41
Total	100	443

Washrooms/ Toilets are clean, hygienic, and well maintained.

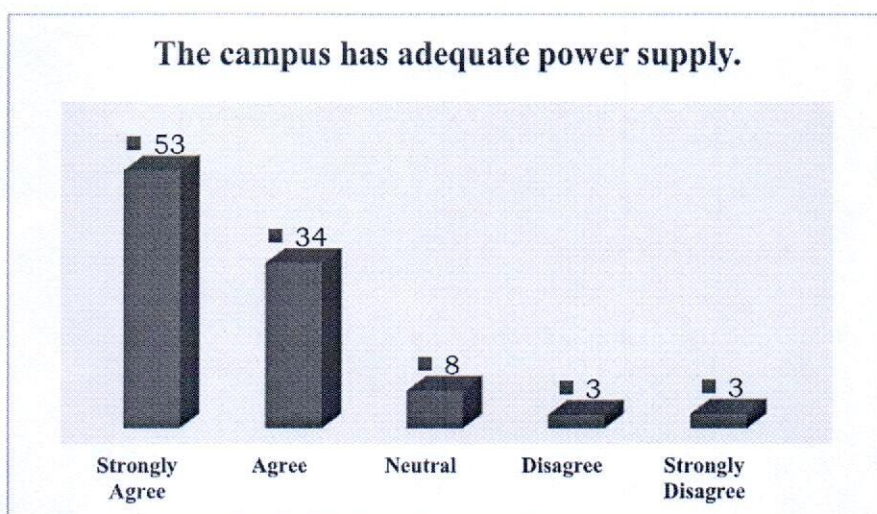


Most respondents (76%) believe the washrooms are well-maintained. However, the presence of 15% negative feedback suggests that improvements could be made to address the concerns of a minority who find the facilities unsatisfactory.



The campus has adequate power supply.

Response	Percentage	Respondents
Strongly Agree	53	234
Agree	34	150
Neutral	8	34
Disagree	3	12
Strongly Disagree	3	13
Total	100	443



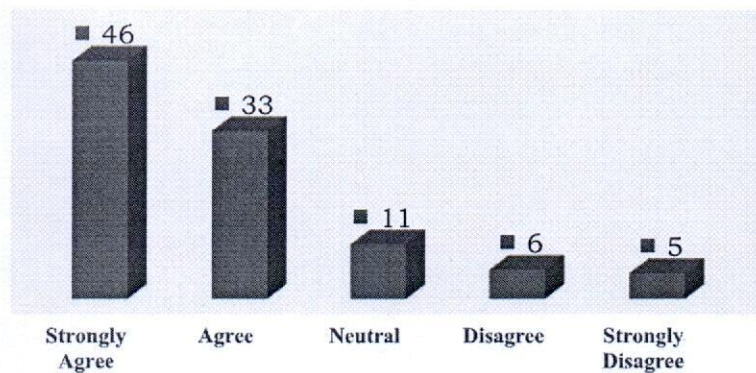
87% of respondents (53% Strongly Agree + 34% Agree) believe that the campus has an adequate power supply. This data suggests a high level of satisfaction with the campus power supply among the surveyed population.



The placement cell in the university is functioning satisfactorily.

Response	Percentage	Respondents
Strongly Agree	46	205
Agree	33	144
Neutral	11	47
Disagree	6	25
Strongly Disagree	5	22
Total	100	443

The placement cell in the university is functioning satisfactorily.



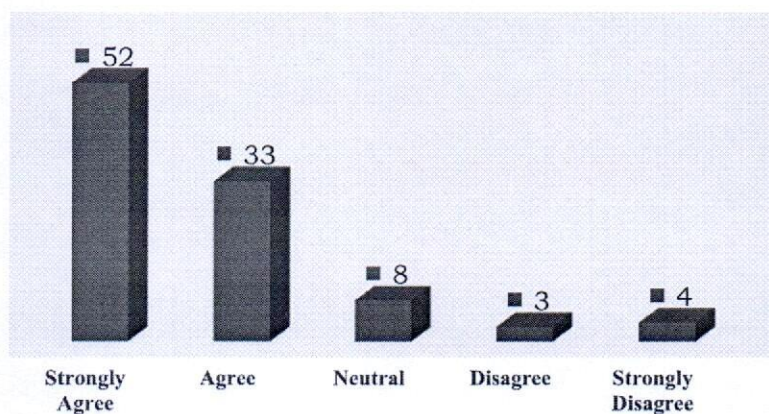
The data suggests that the university's placement cell is perceived positively by the majority of students, with nearly four out of five expressing satisfaction. However, the 11% expressing dissatisfaction indicates room for improvement to ensure all students benefit from the placement services.



The office staff in the department is helpful.

Response	Percentage	Respondents
Strongly Agree	52	232
Agree	33	144
Neutral	8	37
Disagree	3	13
Strongly Disagree	4	17
Total	100	443

The office staff in the department is helpful.



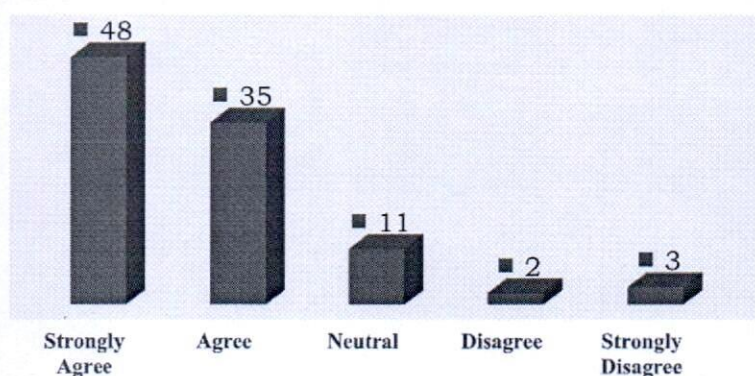
The data reflects a highly positive perception of the department's office staff, with the majority (85%) agreeing or strongly agreeing that the staff is helpful. While a small portion of respondents reported dissatisfaction, the overall sentiment is largely favourable.



Sufficient opportunities are provided by the NCC units and NSS units of the University.

Response	Percentage	Respondents
Strongly Agree	48	213
Agree	35	157
Neutral	11	48
Disagree	2	10
Strongly Disagree	3	15
Total	100	443

**Sufficient opportunities are provided by the
NCC units and NSS units of the University.**

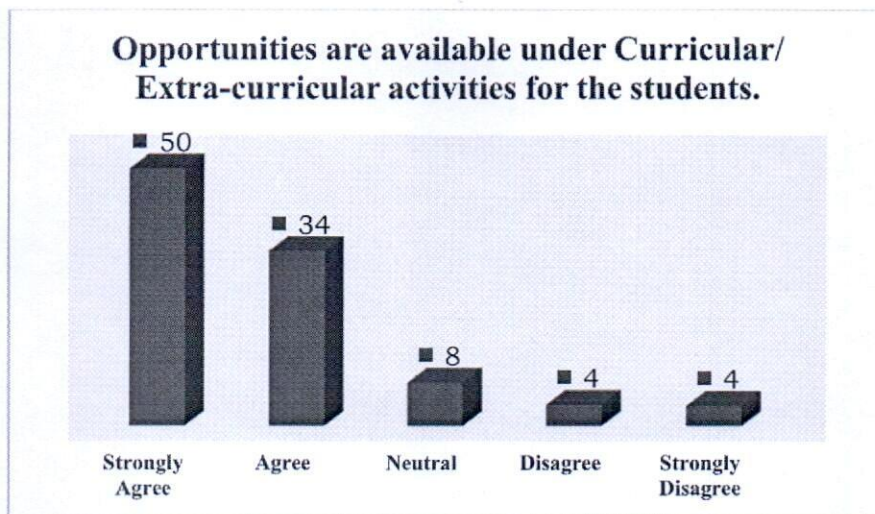


The results indicate that the majority (83%) of respondents view the NCC and NSS units positively in terms of providing sufficient opportunities. The low percentage of negative responses (5%) suggests that any concerns are limited, while the neutral responses (11%) might point to a need for better communication or engagement strategies to reach all students.



Opportunities are available under Curricular/ Extra-curricular activities for the students.

Response	Percentage	Respondents
Strongly Agree	50	221
Agree	34	150
Neutral	8	37
Disagree	4	18
Strongly Disagree	4	17
Total	100	443



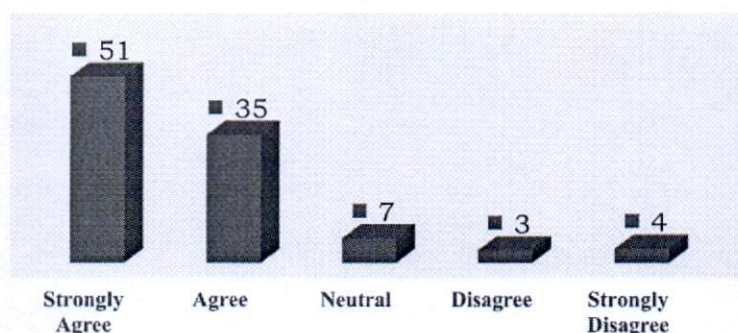
The majority (84%) of respondents feel positively about the availability of curricular and extra-curricular opportunities, reflecting overall satisfaction with the university's offerings. However, the 8% neutral and 8% negative responses might indicate room for enhancing outreach, accessibility, or the variety of activities to ensure all students benefit.



Adequate facilities related to sports / gymnasium/ recreation are provided by the University.

Response	Percentage	Respondents
Strongly Agree	51	226
Agree	35	155
Neutral	7	30
Disagree	3	15
Strongly Disagree	4	17
Total	100	443

Adequate facilities related to sports / gymnasium/ recreation are provided by the University.



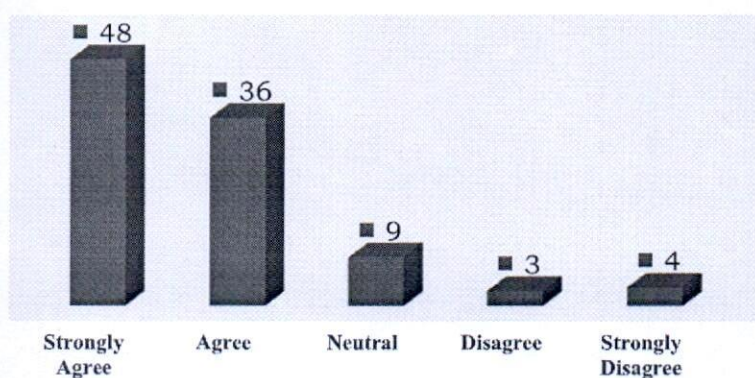
Most respondents (86%) have a positive view of the university's sports, gymnasium, and recreation facilities, reflecting a high level of satisfaction. The low percentage of negative responses (7%) suggests that while most students' needs are met, addressing the concerns of this minority could help improve the overall experience.



Appropriate medical facilities are available in the University campus.

Response	Percentage	Respondents
Strongly Agree	48	211
Agree	36	161
Neutral	9	42
Disagree	3	13
Strongly Disagree	4	16
Total	100	443

Appropriate medical facilities are available in the University campus.



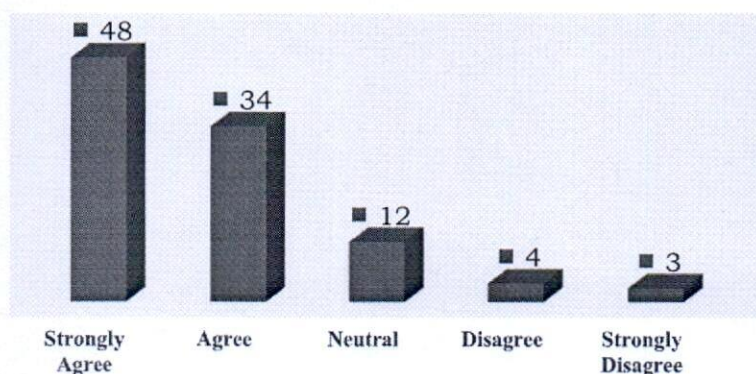
The majority (84%) of the respondents believe that the medical facilities on the university campus are appropriate. The low percentage of negative responses (7%) suggests that the university's medical services generally meet the expectations of most students and staff. The neutral responses (9%) indicate some room for improvement or a lack of engagement with the facilities by a portion of the community.



Facilities provided in the University hostels are adequate.

Response	Percentage	Respondents
Strongly Agree	48	211
Agree	34	152
Neutral	12	52
Disagree	4	16
Strongly Disagree	3	12
Total	100	443

Facilities provided in the University hostels are adequate.



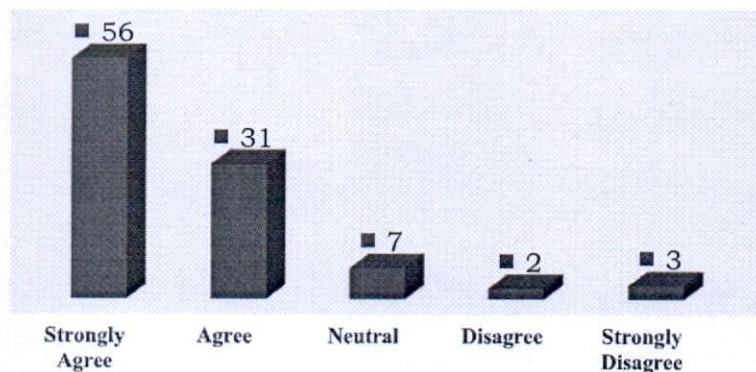
The majority (82%) of respondents believe that the facilities provided in the university hostels are adequate. The small percentage of negative responses (7%) indicates that only a few students find the facilities lacking. The 12% neutral responses may point to either indifference or limited personal experience with the hostel facilities.



Bank/Post-office/ATM facilities are available in the University campus.

Response	Percentage	Respondents
Strongly Agree	56	248
Agree	31	138
Neutral	7	32
Disagree	2	11
Strongly Disagree	3	14
Total	100	443

Bank/Post-office/ATM facilities are available in the University campus.



The vast majority (87%) of respondents believe that the university campus provides adequate bank, post-office, and ATM facilities. This indicates strong satisfaction with these essential services. The small percentage of negative responses (5%) suggests that only a few individuals find these facilities insufficient. The neutral responses (7%) may indicate that some students or staff either haven't used these services or feel indifferent about them.



SECTION - ALUMNI



RESEARCH METHODOLOGY

Data Type:	Primary
Data Collection Tool:	Survey (Online)
Sample Size:	76
Sample Frame:	Students of IFTM University who passed out of the University before 2023-24 from School of Computer Science & Applications
Sampling:	Probability Sampling
Questionnaire:	Five-point Likert scale



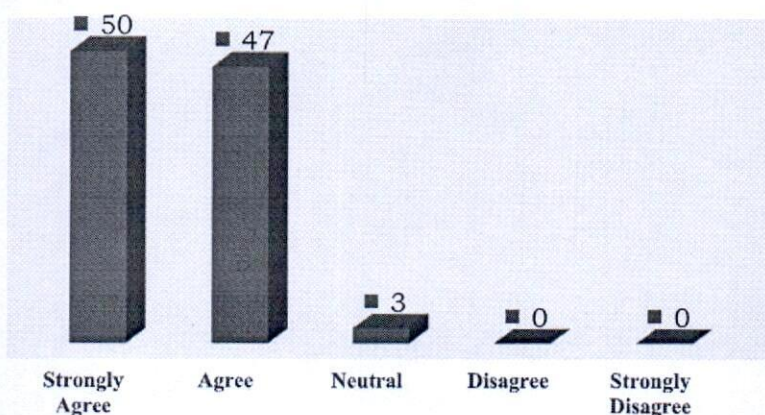
PART – A

CURRICULUM

The curriculum provided added flexibility and diversity among the offered courses across the programmes.

Response	Percentage	Respondents
Strongly Agree	50	38
Agree	47	36
Neutral	3	2
Disagree	0	0
Strongly Disagree	0	0
Total	100	76

The curriculum provided added flexibility and diversity among the offered courses across the programmes.

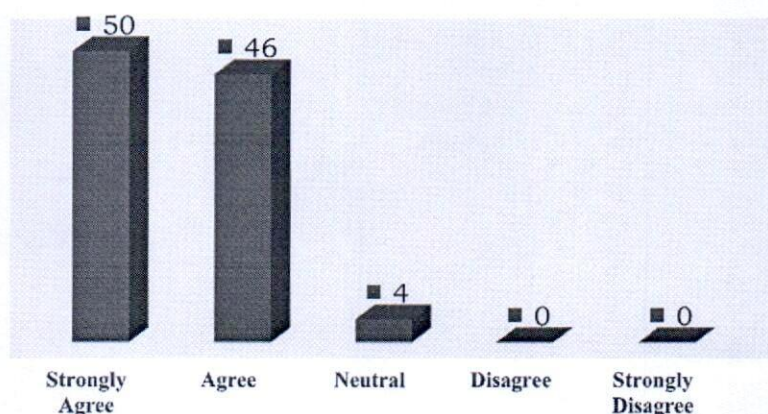


The overwhelmingly positive response (97% agreeing or strongly agreeing) indicates that the curriculum's structure is well-received, providing the intended flexibility and diversity. This suggests that the programs meet students' expectations or needs in course variety and adaptability.

The curriculum based on courses of the programme led to employability, skill development and entrepreneurship.

Response	Percentage	Respondents
Strongly Agree	50	38
Agree	46	35
Neutral	4	3
Disagree	0	0
Strongly Disagree	0	0
Total	100	76

The curriculum based on courses of the programme led to employability, skill development and entrepreneurship.

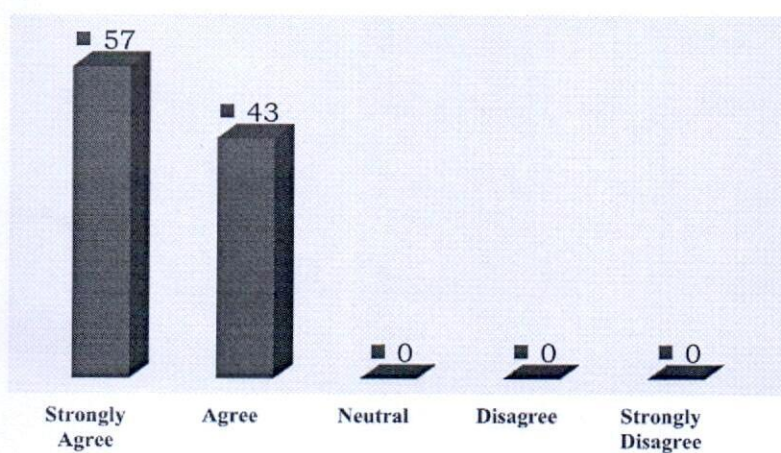


The overwhelmingly positive feedback (96% agreeing or strongly agreeing) suggests that the curriculum is highly effective in preparing students for employment, equipping them with essential skills, and encouraging entrepreneurial pursuits. The absence of disagreement further reinforces the perception that the program's courses are aligned with real-world demands and contribute significantly to students' career readiness and personal development.

The offered course structure and syllabus was interesting and easy to understand.

Response	Percentage	Respondents
Strongly Agree	57	43
Agree	43	33
Neutral	0	0
Disagree	0	0
Strongly Disagree	0	0
Total	100	76

The offered course structure and syllabus was interesting and easy to understand.



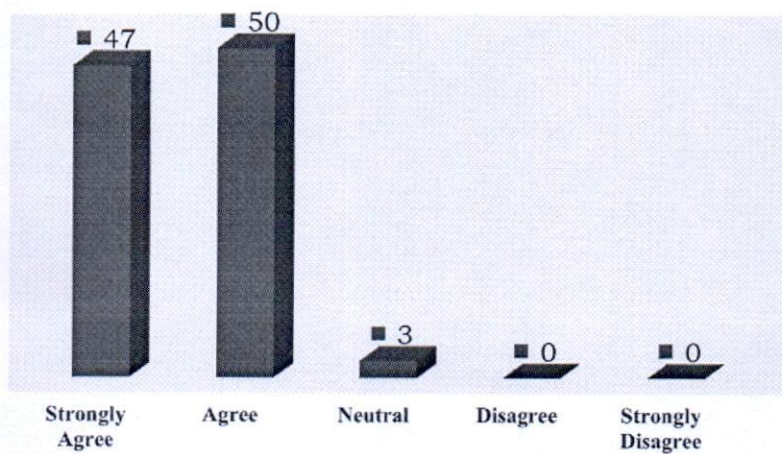
The unanimous positive response indicates that the course structure and syllabus are well-designed, interesting, and accessible. This reflects a strong alignment between the educational content and student expectations, suggesting an engaging and comprehensible learning experience for all participants.



The curriculum offered by the University met with the industry requirements.

Response	Percentage	Respondents
Strongly Agree	47	36
Agree	50	38
Neutral	3	2
Disagree	0	0
Strongly Disagree	0	0
Total	100	76

The curriculum offered by the University met with the industry requirements.



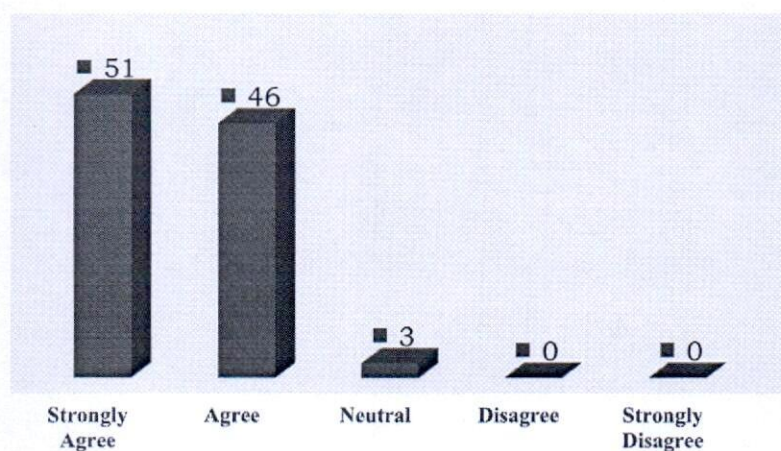
With 97% of respondents agreeing or strongly agreeing, there's a clear consensus that the university's curriculum effectively meets industry needs. This suggests the courses are relevant, up-to-date, and tailored to equip students with skills that match current job market demands. The absence of negative feedback reinforces the curriculum's perceived quality and alignment with professional standards.



The offered curriculum ensured the development of communication skills.

Response	Percentage	Respondents
Strongly Agree	51	39
Agree	46	35
Neutral	3	2
Disagree	0	0
Strongly Disagree	0	0
Total	100	76

The offered curriculum ensured the development of communication skills.

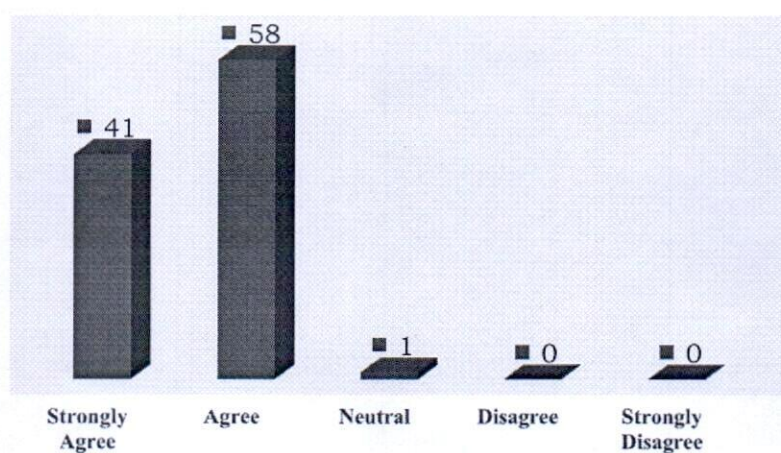


With 97% of respondents agreeing or strongly agreeing, there is a strong consensus that the curriculum effectively fosters communication skills. This indicates that the courses are well-designed to enhance students' verbal and written communication, which are crucial for both professional success and personal growth. The lack of negative feedback further emphasizes the curriculum's strength in this area.

The curriculum was found to bridge the gap between theory and practical exercises.

Response	Percentage	Respondents
Strongly Agree	41	31
Agree	58	44
Neutral	1	1
Disagree	0	0
Strongly Disagree	0	0
Total	100	76

The curriculum was found to bridge the gap between theory and practical exercises.



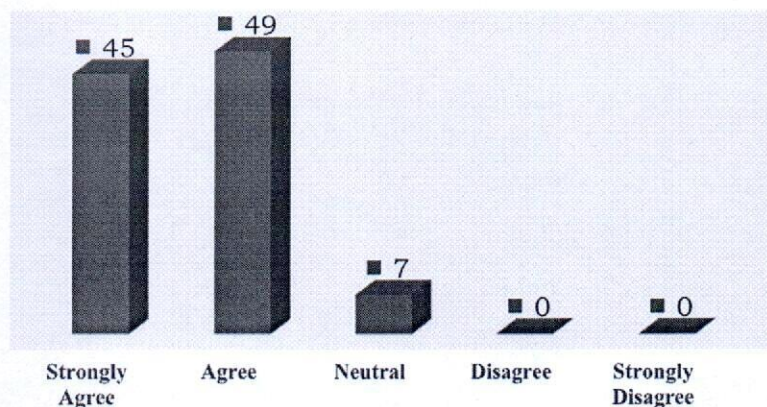
With 99% of respondents agreeing or strongly agreeing, there is a clear consensus that the curriculum effectively integrates theoretical learning with practical application. This suggests that the programs are designed to provide students with hands-on experience and real-world skills alongside conceptual knowledge.



The Value added courses (VAC) offered by the University were relevant to develop more learning skills.

Response	Percentage	Respondents
Strongly Agree	45	34
Agree	49	37
Neutral	7	5
Disagree	0	0
Strongly Disagree	0	0
Total	100	76

The Value added courses (VAC) offered by the University were relevant to develop more learning skills.



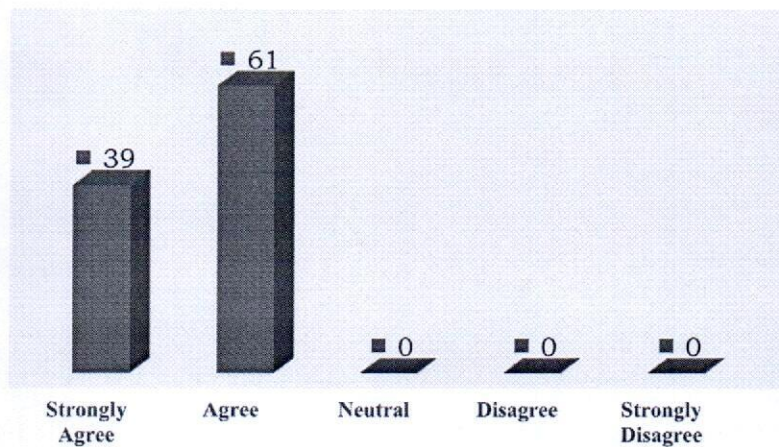
This overwhelmingly positive feedback suggests that the university's VACs are well-designed and effectively support student skill development.



The courses offered in the programme were found to be relevant to my job ambitions.

Response	Percentage	Respondents
Strongly Agree	39	30
Agree	61	46
Neutral	0	0
Disagree	0	0
Strongly Disagree	0	0
Total	100	76

The courses offered in the programme were found to be relevant to my job ambitions.



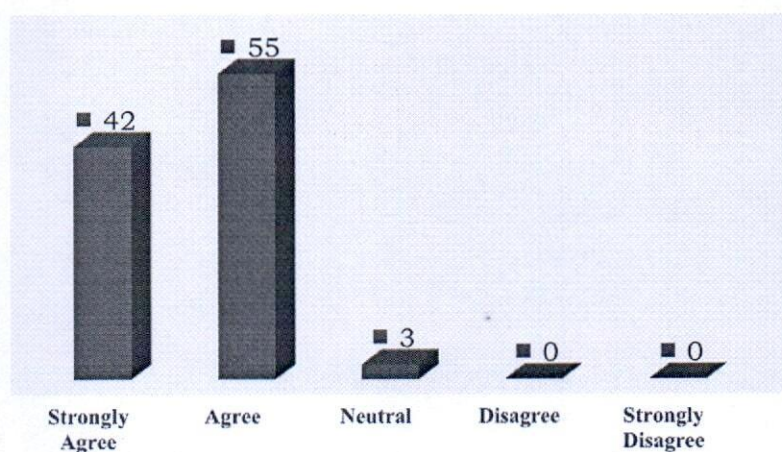
100% of respondents believe the courses are relevant to their job ambitions. This data highlights the program's strong alignment with students' career goals, suggesting that the curriculum effectively supports professional aspirations.



The course helped in developing my overall personality.

Response	Percentage	Respondents
Strongly Agree	42	32
Agree	55	42
Neutral	3	2
Disagree	0	0
Strongly Disagree	0	0
Total	100	76

The course helped in developing my overall personality.



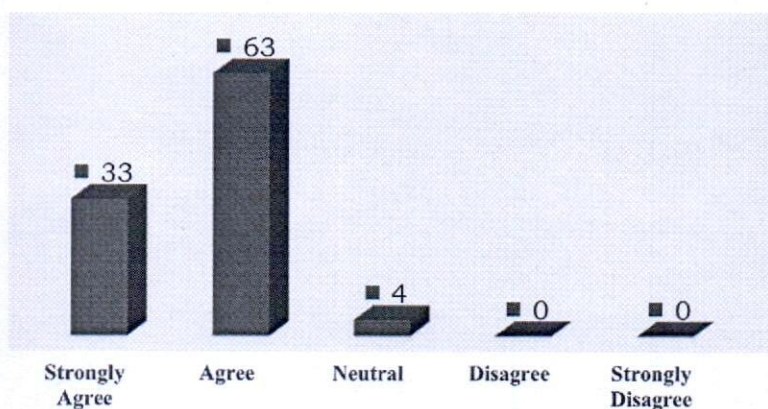
Strongly Agree (42%) and Agree (55%) together make up 97% of respondents (74 out of 76 participants). This indicates that a vast majority found the course effective in enhancing their personality.



The curriculum prescribed for your programme during your term in the university was appropriate.

Response	Percentage	Respondents
Strongly Agree	33	25
Agree	63	48
Neutral	4	3
Disagree	0	0
Strongly Disagree	0	0
Total	100	76

The curriculum prescribed for your programme during your term in the university was appropriate.

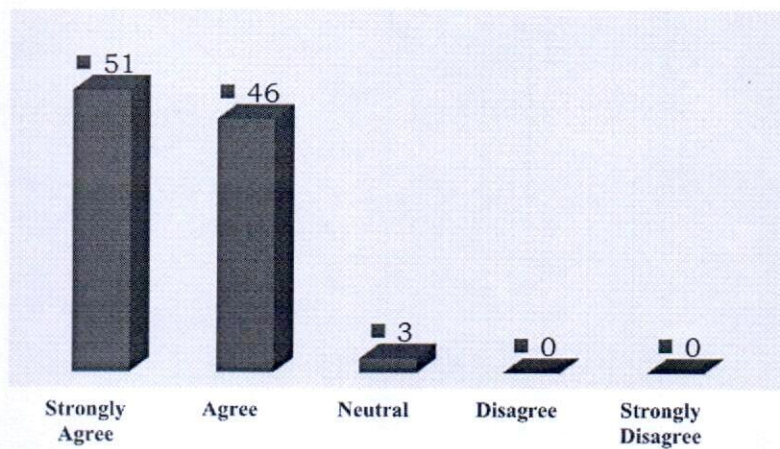


The results indicate a strong overall approval of the curriculum. With 96% of alumni expressing agreement, it suggests that the program content met the educational needs and expectations of most respondents. The absence of any negative responses further reinforces this positive evaluation.

Academic environment available in the University was found to be favourable.

Response	Percentage	Respondents
Strongly Agree	51	39
Agree	46	35
Neutral	3	2
Disagree	0	0
Strongly Disagree	0	0
Total	100	76

Academic environment available in the University was found to be favourable.



The results reflect a highly positive perception of the academic environment at the university. With 97% expressing agreement and no negative responses, it suggests that alumni generally found the university's academic environment supportive and conducive to learning. This positive atmosphere likely contributed to their overall satisfaction with their educational experience.

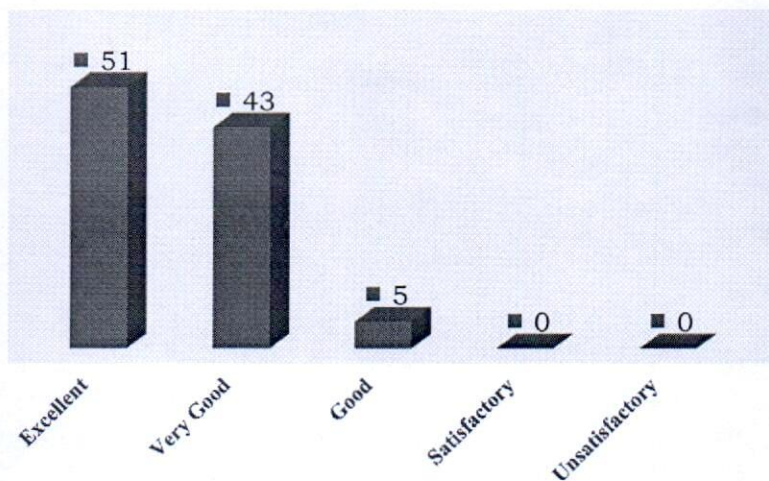
PART – B

INSTITUTIONAL FACILITIES

How would you rate admission procedure?

Response	Percentage	Respondents
Excellent	51	39
Very Good	43	33
Good	5	4
Satisfactory	0	0
Unsatisfactory	0	0
Total	100	76

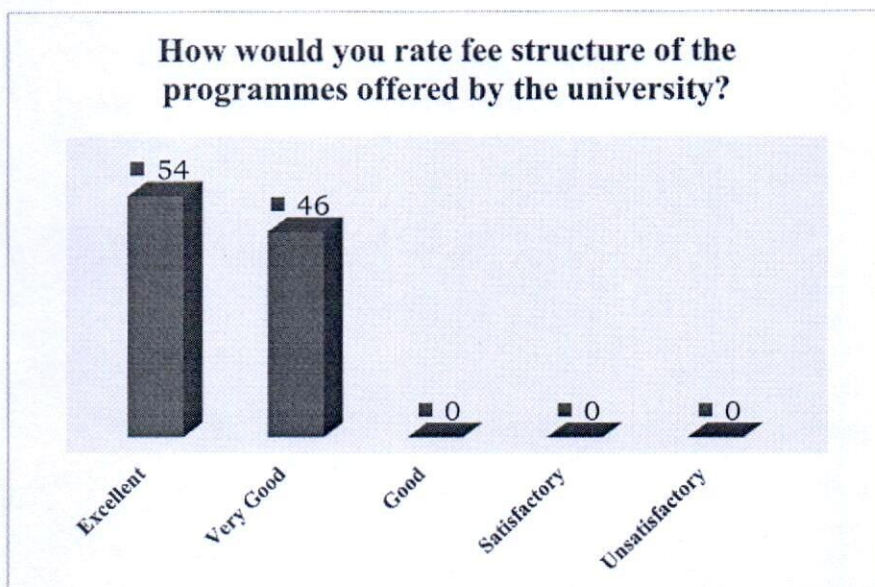
How would you rate admission procedure?



94% positive response rate (Excellent + Very Good) indicates a well-received admission process. This analysis suggests a very successful admission procedure with high satisfaction and minimal criticism.

How would you rate fee structure of the programmes offered by the university?

Response	Percentage	Respondents
Excellent	54	41
Very Good	46	35
Good	0	0
Satisfactory	0	0
Unsatisfactory	0	0
Total	100	76

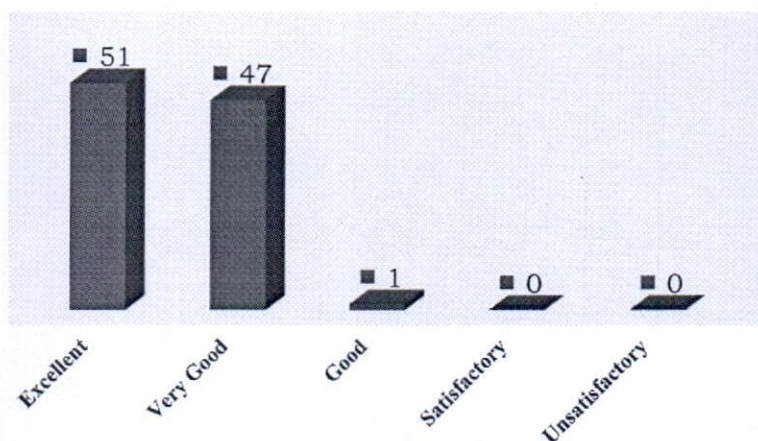


All respondents gave positive ratings, with a majority considering it "Excellent." There are no ratings in "Satisfactory" or "Unsatisfactory" categories, suggesting strong satisfaction with the fee structure. This indicates that the university's fee structure is well-received and perceived as fair or beneficial by all surveyed participants.

How would you rate infrastructure and lab facilities?

Response	Percentage	Respondents
Excellent	51	39
Very Good	47	36
Good	1	1
Satisfactory	0	0
Unsatisfactory	0	0
Total	100	76

How would you rate infrastructure and lab facilities?



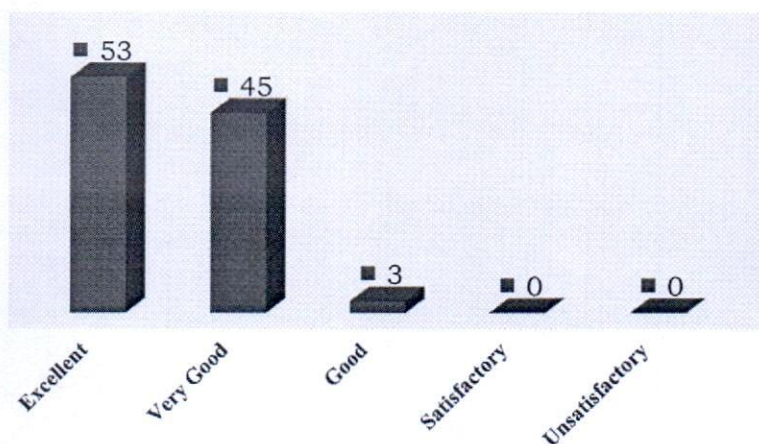
98% of respondents rated the facilities as either "Excellent" or "Very Good," indicating high satisfaction overall. This indicates a strong level of satisfaction among respondents regarding the facilities.



How would you rate the efforts of Training & Placement cell of the university?

Response	Percentage	Respondents
Excellent	53	40
Very Good	45	34
Good	3	2
Satisfactory	0	0
Unsatisfactory	0	0
Total	100	76

How would you rate the efforts of Training & Placement cell of the university?

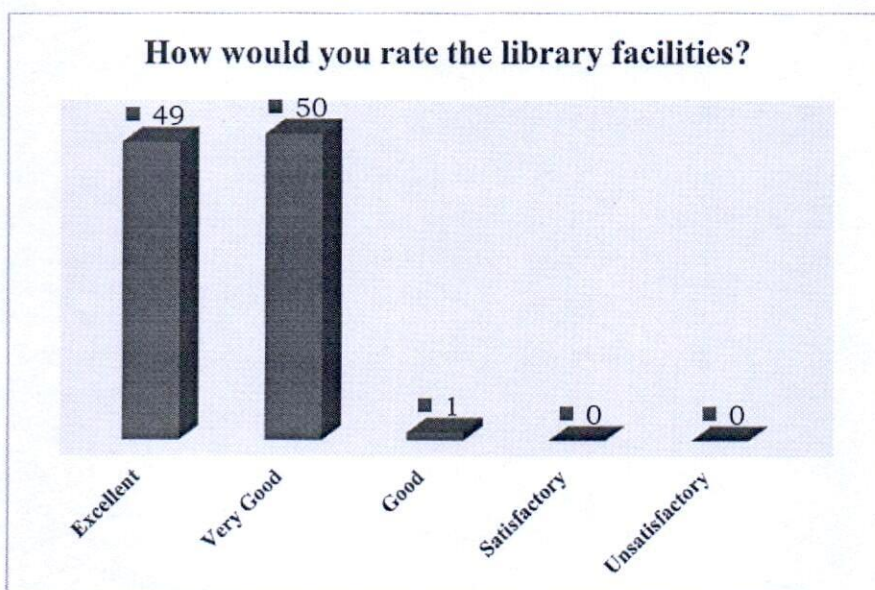


98% of respondents rated the T&P cell's efforts as either excellent or very good, indicating a highly favourable perception. In conclusion, the Training & Placement cell has received a commendable rating, reflecting strong confidence in its activities and outcomes.



How would you rate the library facilities?

Response	Percentage	Respondents
Excellent	49	37
Very Good	50	38
Good	1	1
Satisfactory	0	0
Unsatisfactory	0	0
Total	100	76



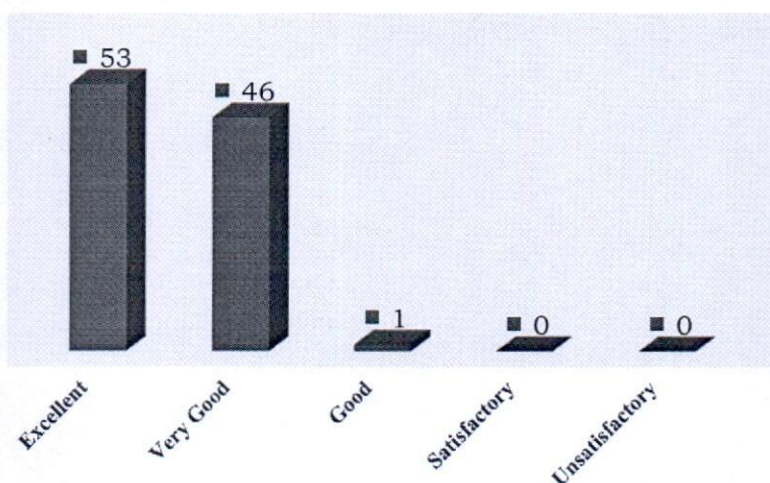
The overwhelming majority (99% of respondents) consider the library facilities to be either "Excellent" or "Very Good." Only a single respondent (1%) found them merely "Good," and none were dissatisfied. This suggests that the library facilities are well-regarded, with a very high level of user satisfaction.



How would you rate the canteen facilities?

Response	Percentage	Respondents
Excellent	53	40
Very Good	46	35
Good	1	1
Satisfactory	0	0
Unsatisfactory	0	0
Total	100	76

How would you rate the canteen facilities?

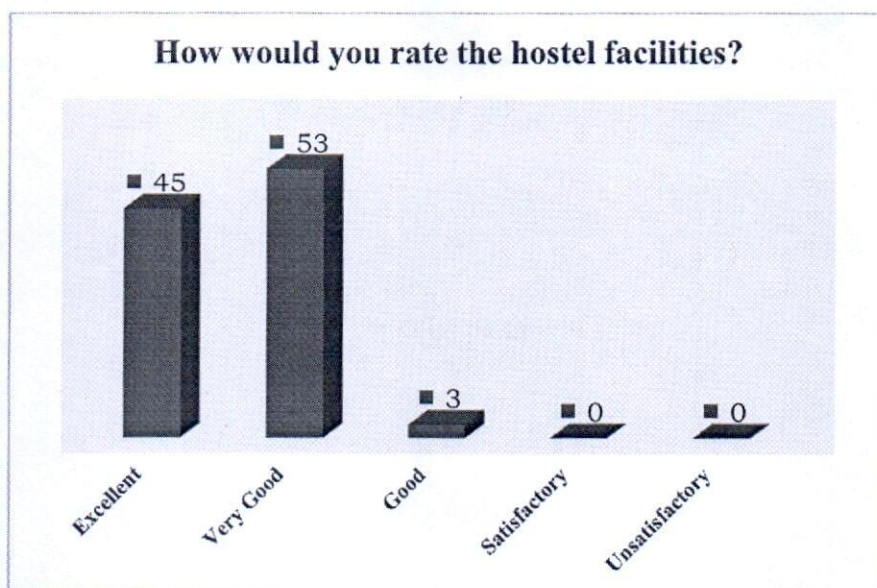


The canteen facilities received overwhelmingly positive feedback, with 99% of respondents rating them either "Excellent" or "Very Good." Only one respondent (1%) found them merely "Good," and no dissatisfaction was recorded. This indicates a very high level of satisfaction with the canteen facilities.



How would you rate the hostel facilities?

Response	Percentage	Respondents
Excellent	45	34
Very Good	53	40
Good	3	2
Satisfactory	0	0
Unsatisfactory	0	0
Total	100	76

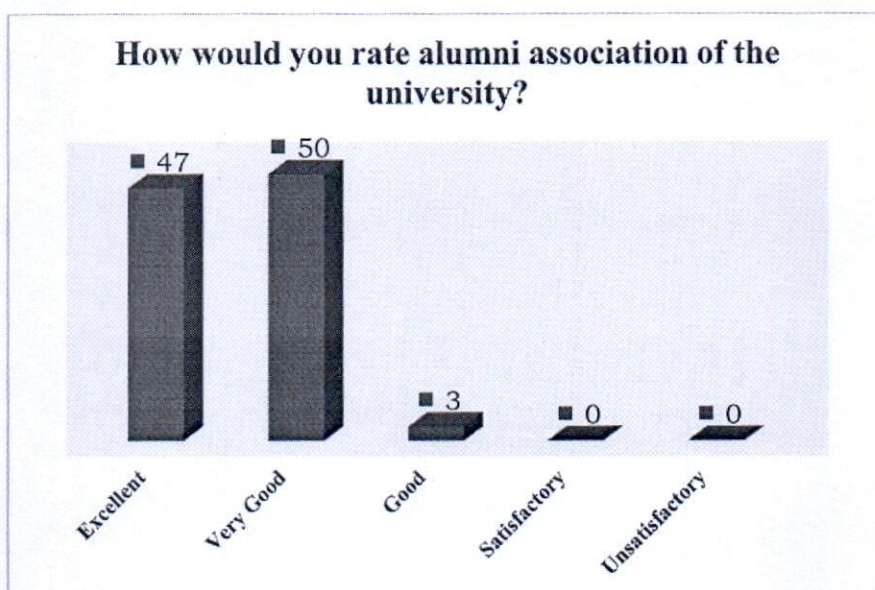


98% of respondents rated the hostel facilities as either "Excellent" or "Very Good," indicating a very high level of satisfaction. This data suggests that the hostel facilities are perceived very positively by the respondents.



How would you rate alumni association of the university?

Response	Percentage	Respondents
Excellent	47	36
Very Good	50	38
Good	3	2
Satisfactory	0	0
Unsatisfactory	0	0
Total	100	76



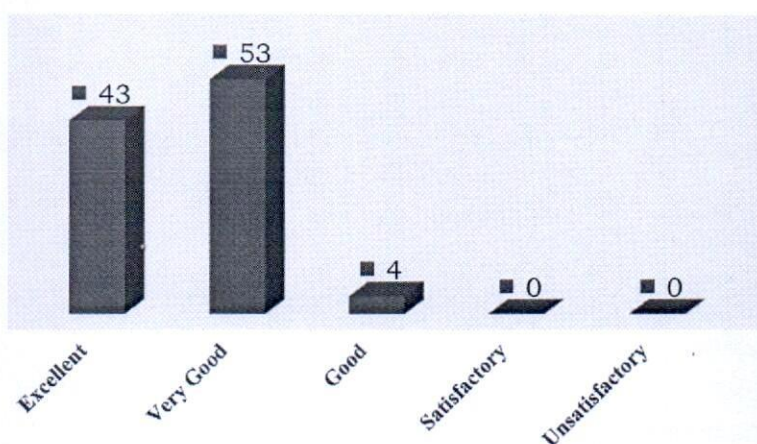
The alumni association of the university is highly regarded, with almost all respondents expressing positive sentiments. This reflects strong engagement, support, or perceived value provided by the alumni association.



How would you rate facilities related to sports / gymnasium/ recreation?

Response	Percentage	Respondents
Excellent	43	33
Very Good	53	40
Good	4	3
Satisfactory	0	0
Unsatisfactory	0	0
Total	100	76

How would you rate facilities related to sports / gymnasium/ recreation?



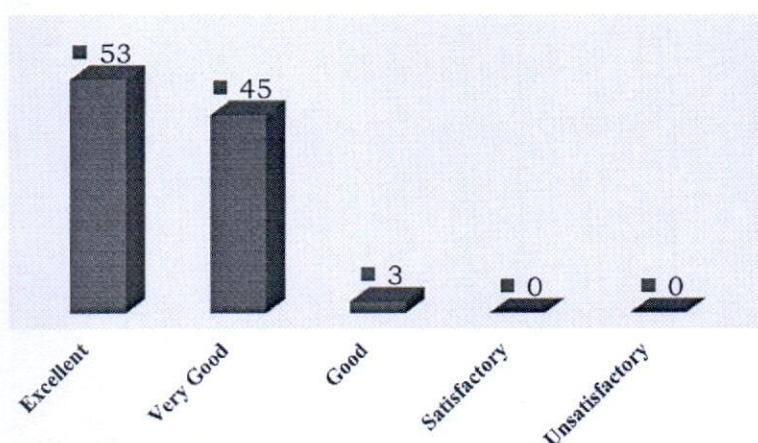
The facilities are perceived very positively by the users, with excellent satisfaction levels. This suggests that current standards meet or exceed expectations, though continued efforts should focus on maintaining this high standard.



How was the conduct of the staff of the university during your visit and interaction?

Response	Percentage	Respondents
Excellent	53	40
Very Good	45	34
Good	3	2
Satisfactory	0	0
Unsatisfactory	0	0
Total	100	76

How was the conduct of the staff of the university during your visit and interaction?



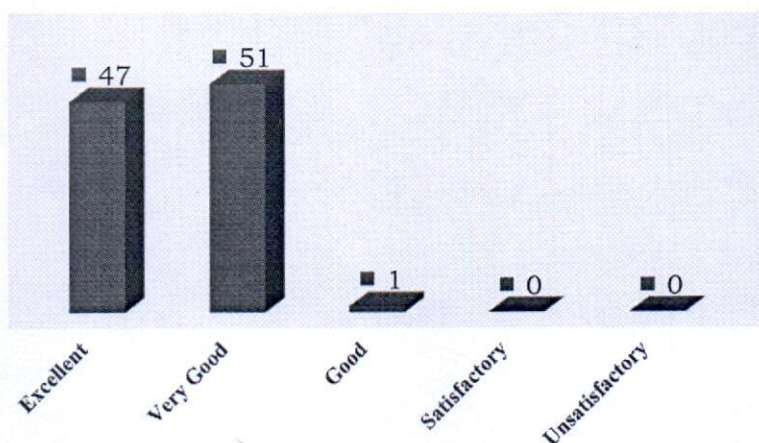
This indicates overwhelmingly positive feedback, with 98% of respondents rating the conduct as either "Excellent" or "Very Good." Only a small percentage (3%) rated it as "Good," and no respondents found the conduct "Satisfactory" or "Unsatisfactory."



Rate your teachers' contribution to your professional growth.

Response	Percentage	Respondents
Excellent	47	36
Very Good	51	39
Good	1	1
Satisfactory	0	0
Unsatisfactory	0	0
Total	100	76

Rate your teachers' contribution to your professional growth.



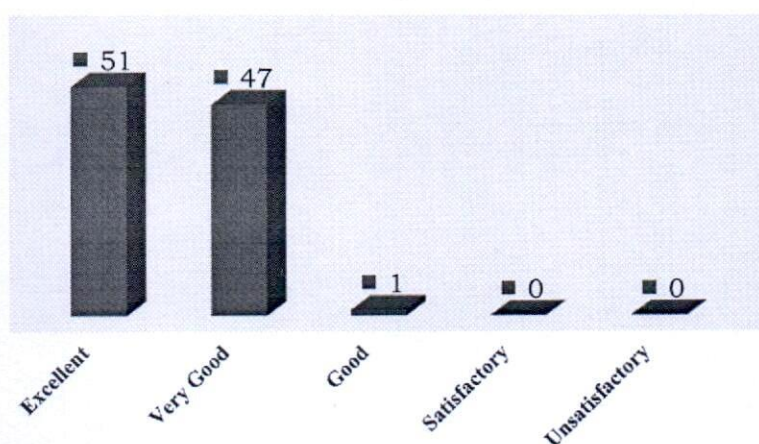
98% of respondents rated their teachers as either "Excellent" or "Very Good," indicating strong satisfaction with their teachers' influence on their professional development. This suggests that the teaching quality or support significantly impacted the respondents' professional growth in a positive way.



Rate the quality of education imparted in the University.

Response	Percentage	Respondents
Excellent	51	39
Very Good	47	36
Good	1	1
Satisfactory	0	0
Unsatisfactory	0	0
Total	100	76

Rate the quality of education imparted in the University.



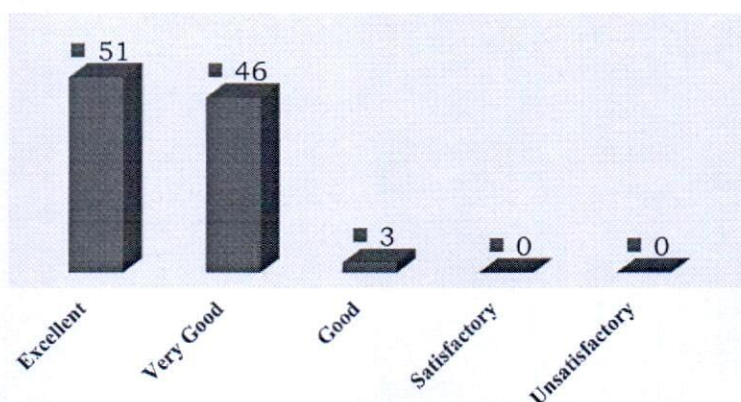
These responses highlight a strong positive consensus regarding the quality of education at the university. The results reflect well on the institution's academic environment, teaching methods, and overall educational effectiveness.



Rate the suitability of skills-related courses to the industry which were included in the programmes.

Response	Percentage	Respondents
Excellent	51	39
Very Good	46	35
Good	3	2
Satisfactory	0	0
Unsatisfactory	0	0
Total	100	76

Rate the suitability of skills-related courses to the industry which were included in the programmes.

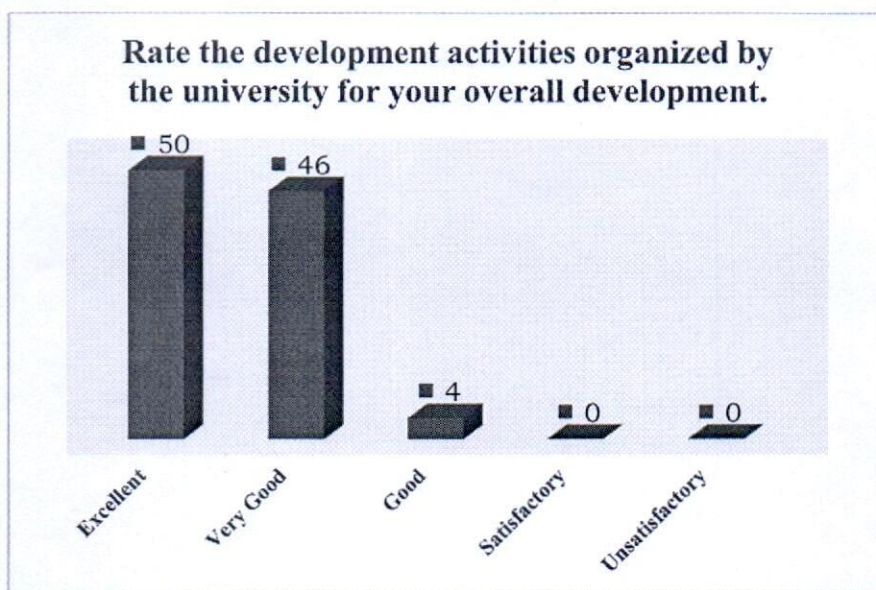


The results indicate that the university's skills-related courses are well-tailored to industry requirements, contributing significantly to the preparedness of students for their careers. However, the presence of a few "Good" ratings suggests potential areas for enhancement to ensure an even closer match with industry expectations.



Rate the development activities organized by the university for your overall development.

Response	Percentage	Respondents
Excellent	50	38
Very Good	46	35
Good	4	3
Satisfactory	0	0
Unsatisfactory	0	0
Total	100	76



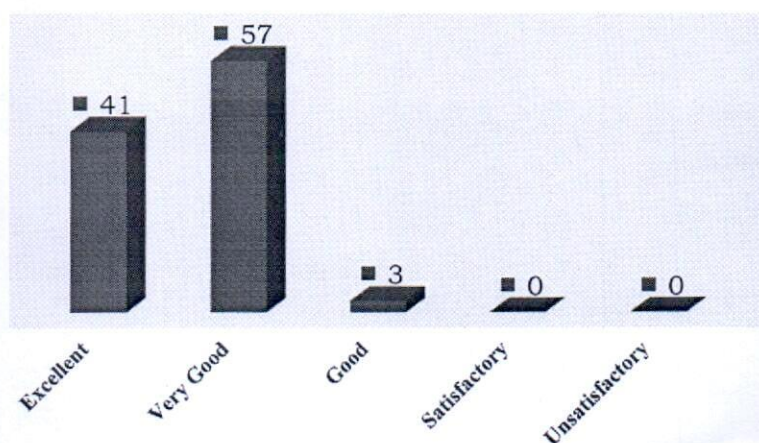
The university's development activities seem to have been very well-received overall, with a focus on excellence and very good experiences. The absence of negative feedback is notable, but addressing the 4% who rated it as "Good" could further enhance the offerings.



Rate the relevance of your programme to your present job or undertaking.

Response	Percentage	Respondents
Excellent	41	31
Very Good	57	43
Good	3	2
Satisfactory	0	0
Unsatisfactory	0	0
Total	100	76

Rate the relevance of your programme to your present job or undertaking.



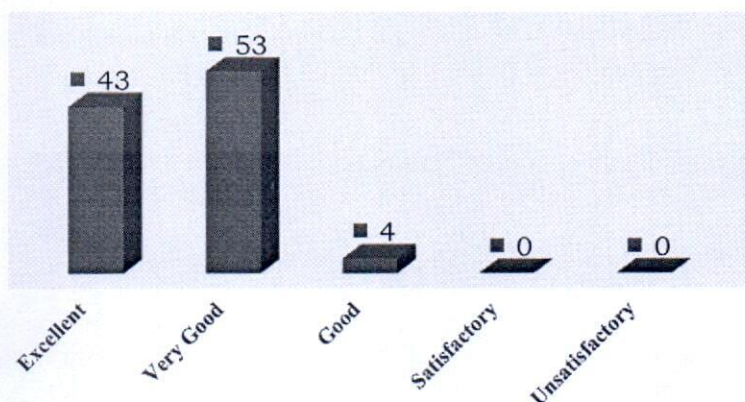
The programme is highly relevant to most respondents, with the majority finding it either "Excellent" or "Very Good." The very small percentage of "Good" responses suggests that, while most are satisfied, a small number may still see room for improvement. This suggests that the program is effectively supporting the respondents' current work or endeavours.



The efforts of the University for Personality Development/ Soft Skills/ Group Discussion Techniques.

Response	Percentage	Respondents
Excellent	43	33
Very Good	53	40
Good	4	3
Satisfactory	0	0
Unsatisfactory	0	0
Total	100	76

The efforts of the University for Personality Development/ Soft Skills/ Group Discussion Techniques.



The university's efforts in personality development, soft skills, and group discussion techniques are largely viewed as highly effective, with the vast majority of respondents rating them as either "Excellent" or "Very Good." The small percentage of "Good" responses indicates minimal criticism, but overall, the feedback is very positive, reflecting strong satisfaction with these developmental initiatives.

SECTION - EMPLOYER



RESEARCH METHODOLOGY

Data Type:	Primary
Data Collection Tool:	Survey (Online)
Sample Size:	8
Sample Frame:	Business Organisations provided employment/ training to students of IFTM University from School of Computer Science & Applications
Sampling:	Probability Sampling
Questionnaire:	Five-point Likert scale




PART – A

CURRICULUM

The programmes offered by IFTM university have applicability to real life situations and practical approach.

Response	Percentage	Respondents
Strongly Agree	100	8
Agree	0	0
Neutral	0	0
Disagree	0	0
Strongly Disagree	0	0
Total	100	8

**The programmes offered by IFTM university
have applicability to real life situations and
practical approach.**

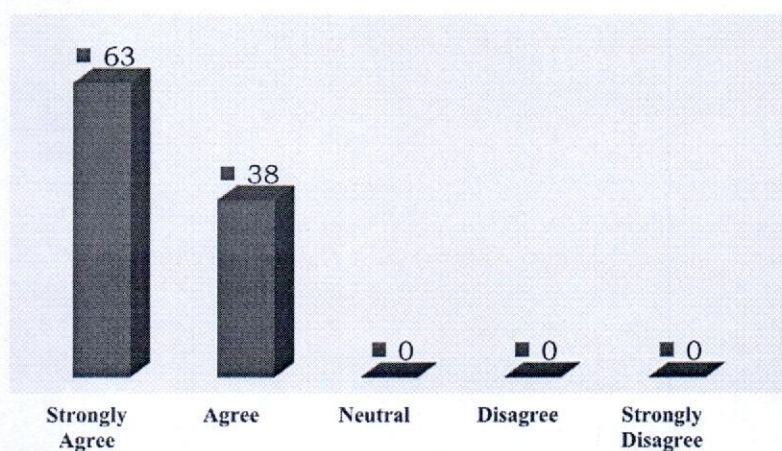


The data presented indicates that all respondents (100%) strongly agree that the programs offered by IFTM University have real-life applicability and a practical approach. There were no responses in other categories, such as agree, neutral, disagree, or strongly disagree.

The syllabus offered by the University is industry oriented.

Response	Percentage	Respondents
Strongly Agree	63	5
Agree	38	3
Neutral	0	0
Disagree	0	0
Strongly Disagree	0	0
Total	100	8

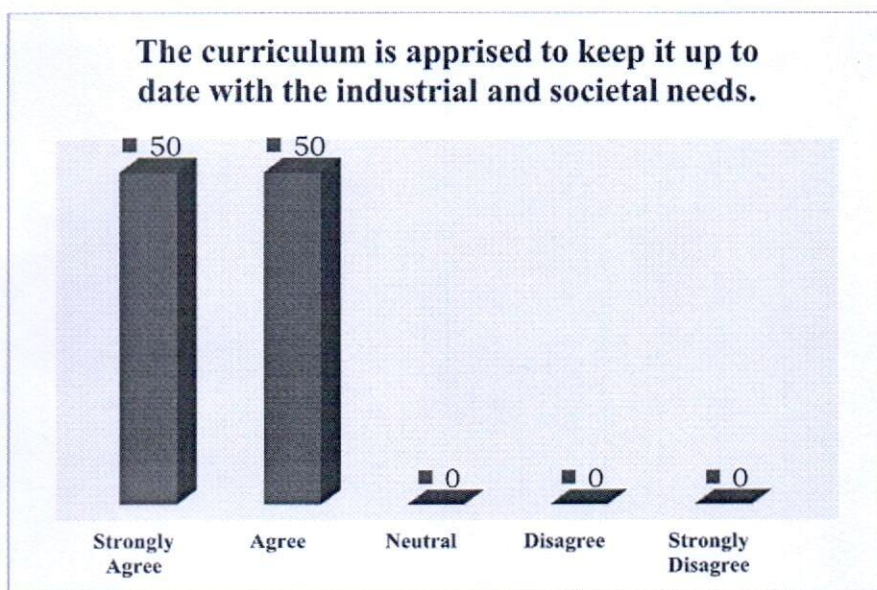
The syllabus offered by the University is industry oriented.



These results indicate a strong consensus among participants that the university's syllabus effectively aligns with industry needs, suggesting that the curriculum is perceived as relevant and practically focused by all respondents.

The curriculum is appraised to keep it up to date with the industrial and societal needs.

Response	Percentage	Respondents
Strongly Agree	50	4
Agree	50	4
Neutral	0	0
Disagree	0	0
Strongly Disagree	0	0
Total	100	8

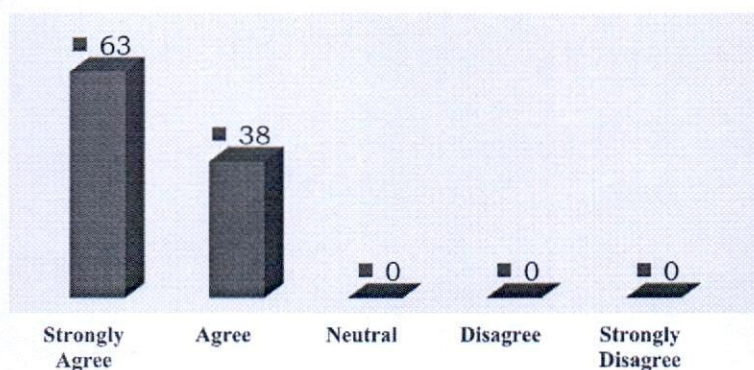


The unanimous positive response suggests strong confidence that the curriculum meets contemporary industrial and societal requirements, reflecting effective updates and alignment with real-world needs. This can be seen as a positive indicator of the curriculum's relevance and responsiveness.

The University gives weightage to employability, skill development and entrepreneurship in curriculum design and development.

Response	Percentage	Respondents
Strongly Agree	63	5
Agree	38	3
Neutral	0	0
Disagree	0	0
Strongly Disagree	0	0
Total	100	8

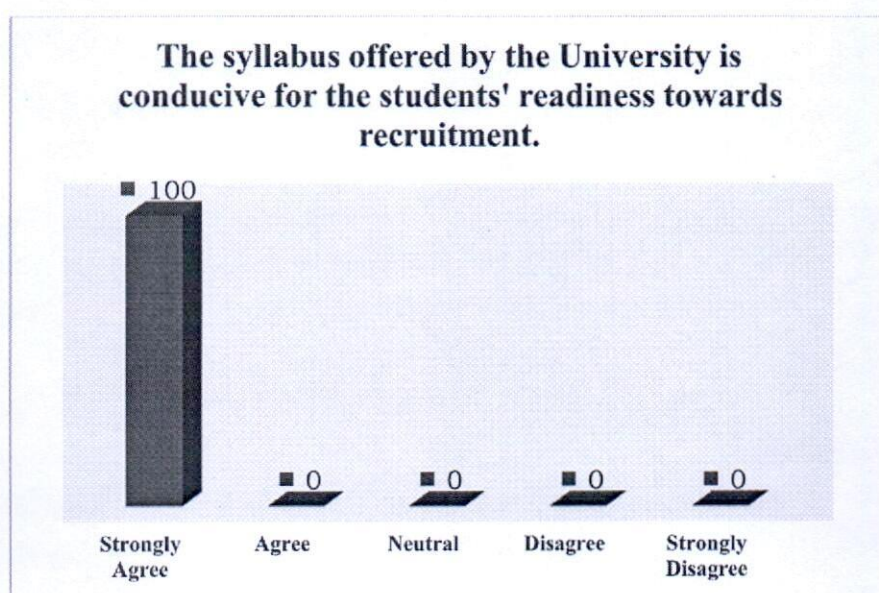
The University gives weightage to employability, skill development and entrepreneurship in curriculum design and development.



This feedback highlights that all respondents believe the university effectively integrates employability, skill development, and entrepreneurship into its curriculum, reflecting positively on the institution's efforts to prepare students for their professional futures.

The syllabus offered by the University is conducive for the students' readiness towards recruitment.

Response	Percentage	Respondents
Strongly Agree	100	8
Agree	0	0
Neutral	0	0
Disagree	0	0
Strongly Disagree	0	0
Total	100	8



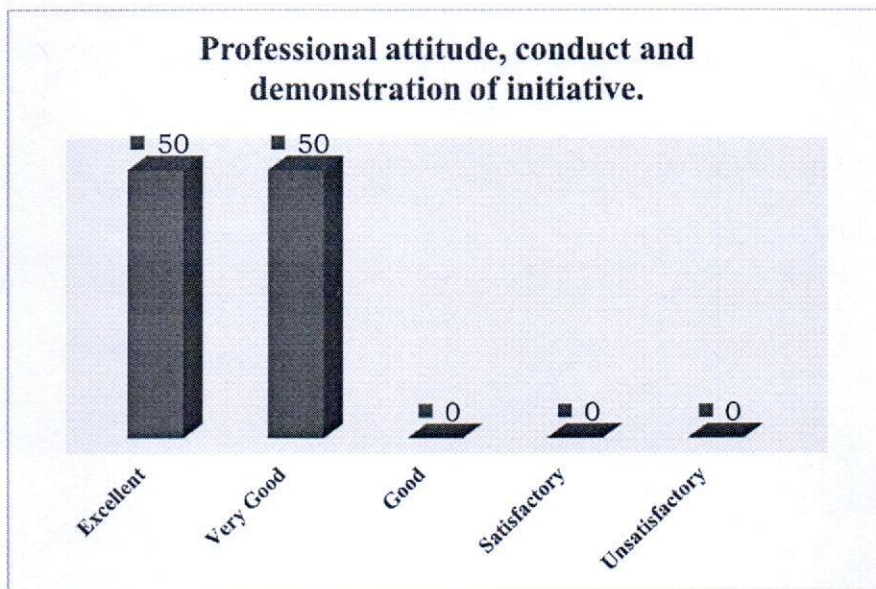
The data indicates that all respondents strongly agree that the syllabus offered by the university effectively prepares students for recruitment. There are no responses indicating agreement, neutrality, disagreement, or strong disagreement.

PART – B

WORK PERFORMANCE

Professional attitude, conduct and demonstration of initiative.

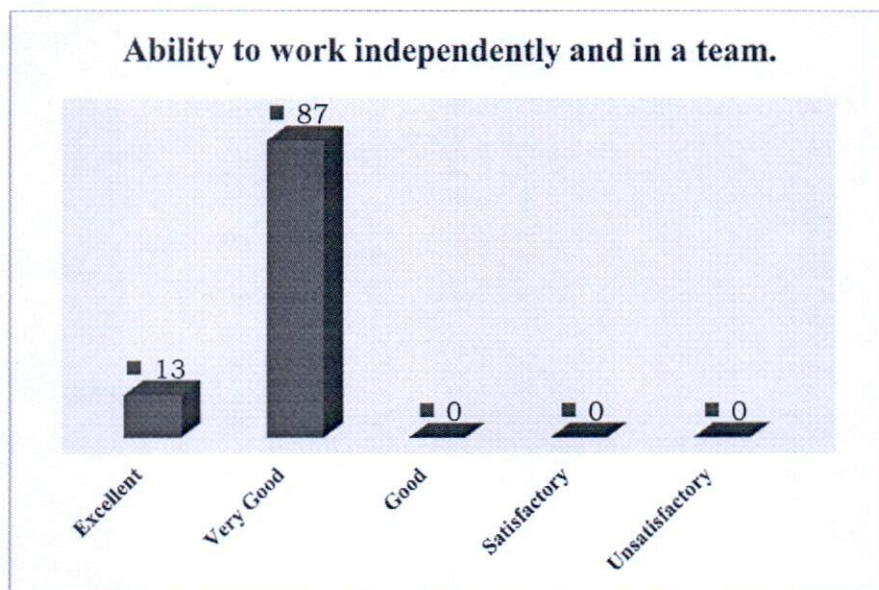
Response	Percentage	Respondents
Excellent	50	4
Very Good	50	4
Good	0	0
Satisfactory	0	0
Unsatisfactory	0	0
Total	100	8



The evaluation is overwhelmingly positive, with all respondents placing the performance in the top two categories. This indicates that the individual or team demonstrates a high standard of professional attitude and conduct, consistently taking the initiative in their work.

Ability to work independently and in a team.

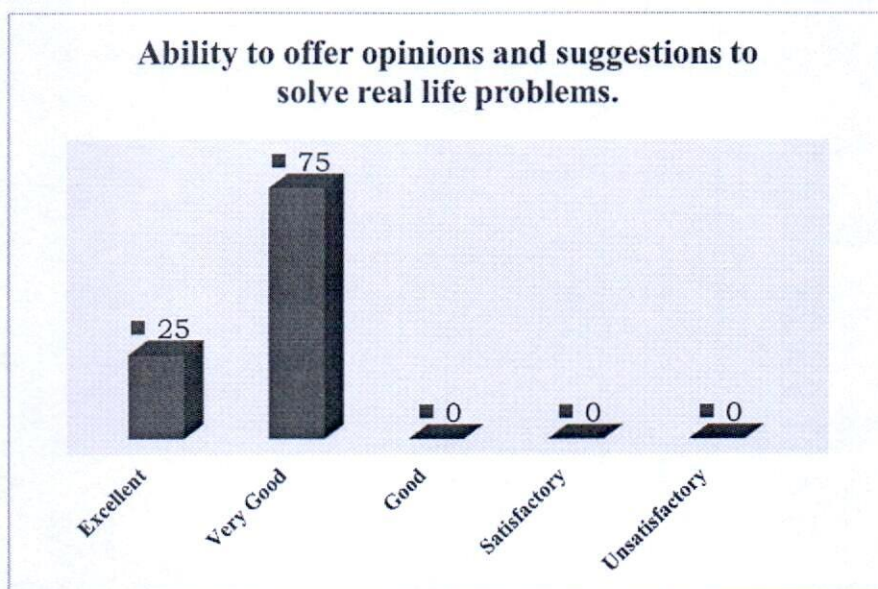
Response	Percentage	Respondents
Excellent	13	1
Very Good	87	7
Good	0	0
Satisfactory	0	0
Unsatisfactory	0	0
Total	100	8



Overall, the results show that nearly all respondents believe the students have a strong ability to work both independently and in teams, with only one person rating them as "Excellent" and the rest rating it as "Very Good."

Ability to offer opinions and suggestions to solve real life problems.

Response	Percentage	Respondents
Excellent	25	2
Very Good	75	6
Good	0	0
Satisfactory	0	0
Unsatisfactory	0	0
Total	100	8

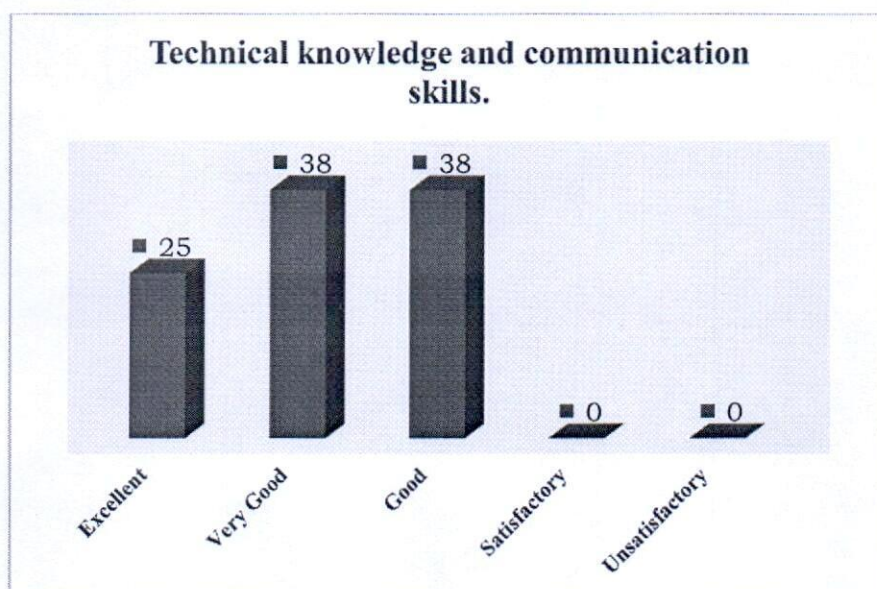


Overall, the responses suggest a generally positive outlook on the ability to solve real-life problems, with most people feeling confident in the skills of students.



Technical knowledge and communication skills.

Response	Percentage	Respondents
Excellent	25	2
Very Good	38	3
Good	38	3
Satisfactory	0	0
Unsatisfactory	0	0
Total	100	8

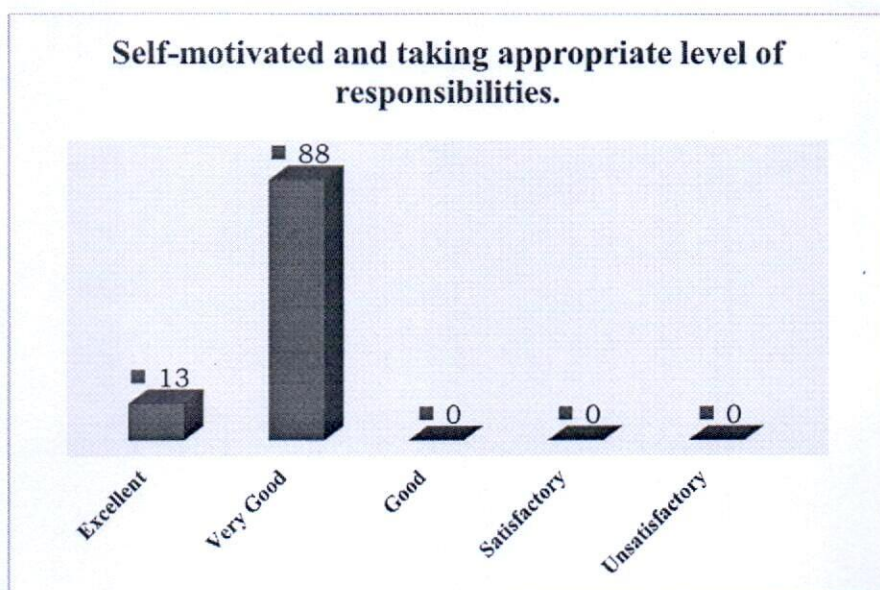


Most respondents (75%) rated the technical and communication skills of students as either "Very Good" or "Good," with none reporting skills as unsatisfactory or merely satisfactory. This suggests a generally positive perception of skills in these areas among the group.



Self-motivated and taking appropriate level of responsibilities.

Response	Percentage	Respondents
Excellent	13	1
Very Good	88	7
Good	0	0
Satisfactory	0	0
Unsatisfactory	0	0
Total	100	8

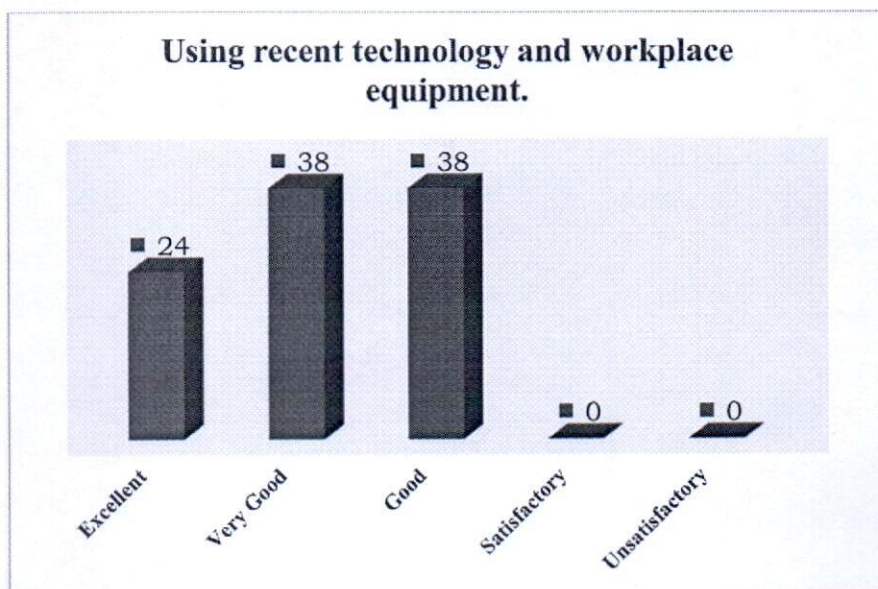


The overall feedback is positive, with most respondents (88%) feeling very good about the self-motivation and responsibility of students. Only a small percentage (13%) felt they were excellent, but no one felt they performed poorly in these areas.



Using recent technology and workplace equipment.

Response	Percentage	Respondents
Excellent	24	2
Very Good	38	3
Good	38	3
Satisfactory	0	0
Unsatisfactory	0	0
Total	100	8

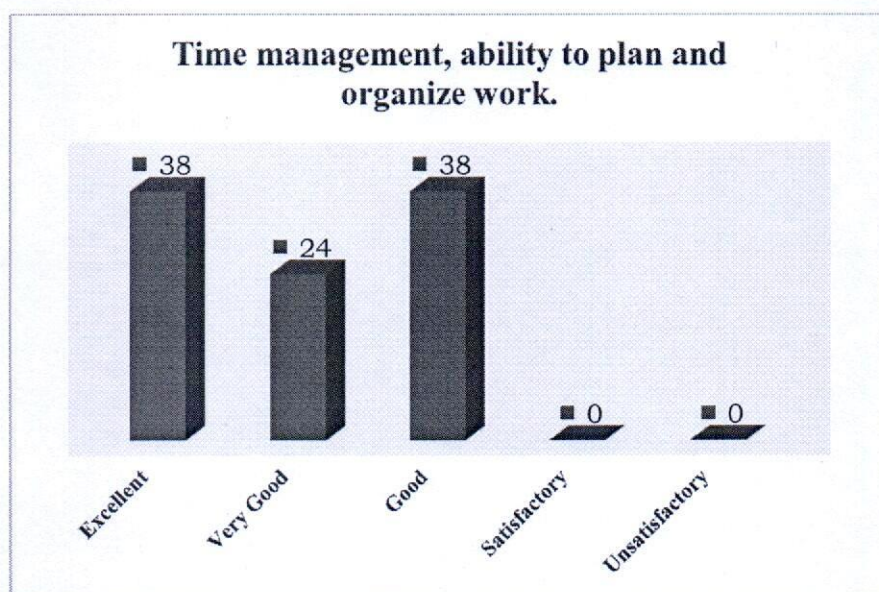


The responses are generally positive, with no one feeling that the technology or equipment is inadequate or merely satisfactory. The majority rated it as "very good" or "good."



Time management, ability to plan and organize work.

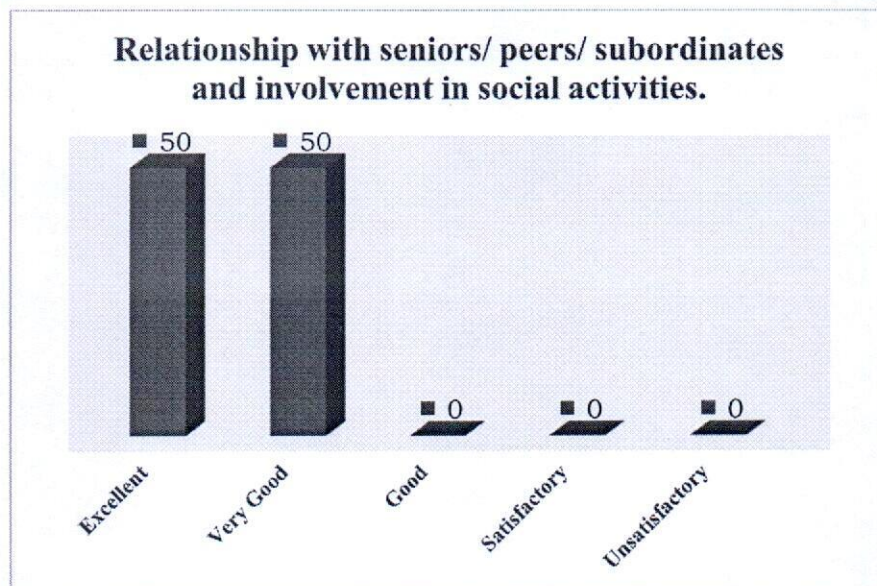
Response	Percentage	Respondents
Excellent	38	3
Very Good	24	2
Good	38	3
Satisfactory	0	0
Unsatisfactory	0	0
Total	100	8



Most respondents (76%, combining Excellent and Very Good) are confident in the ability of students to plan, organize, and manage their time effectively. This is a positive indicator, but there's still room for improvement, as 38% rated their skills as "Good," signalling potential for growth.

Relationship with seniors/ peers/ subordinates and involvement in social activities.

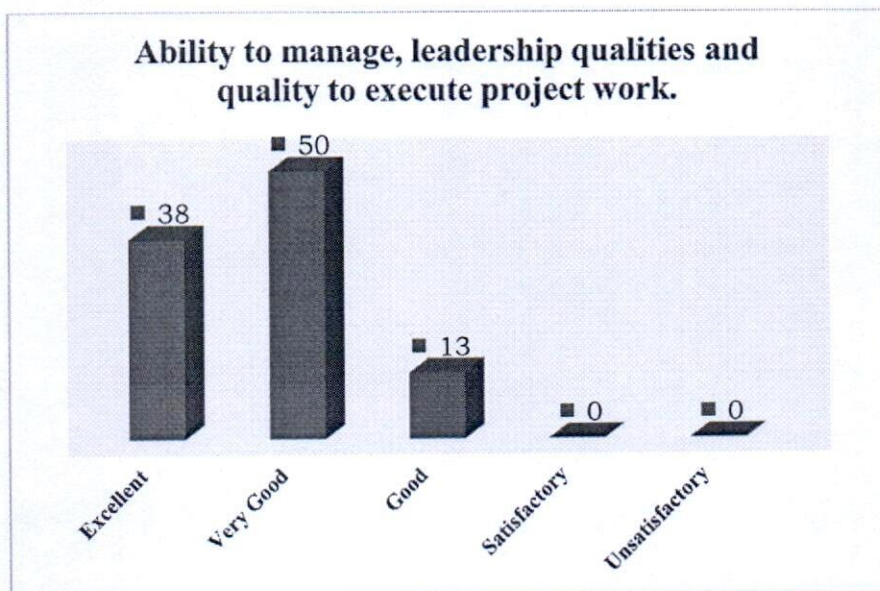
Response	Percentage	Respondents
Excellent	50	4
Very Good	50	4
Good	0	0
Satisfactory	0	0
Unsatisfactory	0	0
Total	100	8



The ratings are entirely positive, with 100% of responses being either "Excellent" or "Very Good." This indicates that the individual has a strong and positive relationship with their seniors, peers, and subordinates, and is actively engaged in social activities.

Ability to manage, leadership qualities and quality to execute project work.

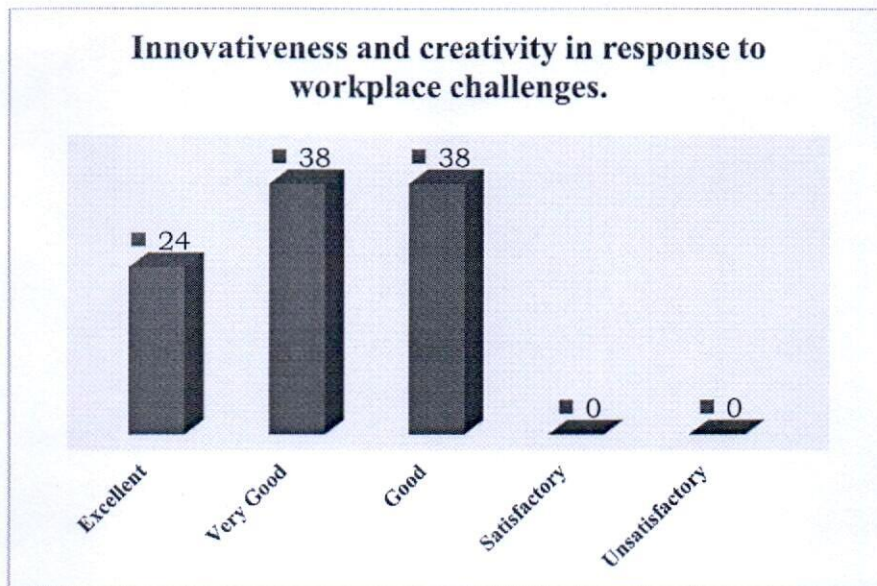
Response	Percentage	Respondents
Excellent	38	3
Very Good	50	4
Good	13	1
Satisfactory	0	0
Unsatisfactory	0	0
Total	100	8



The majority (88%) of respondents rated the students positively (Excellent or Very Good), indicating strong management, leadership, and project execution capabilities.

Innovativeness and creativity in response to workplace challenges.

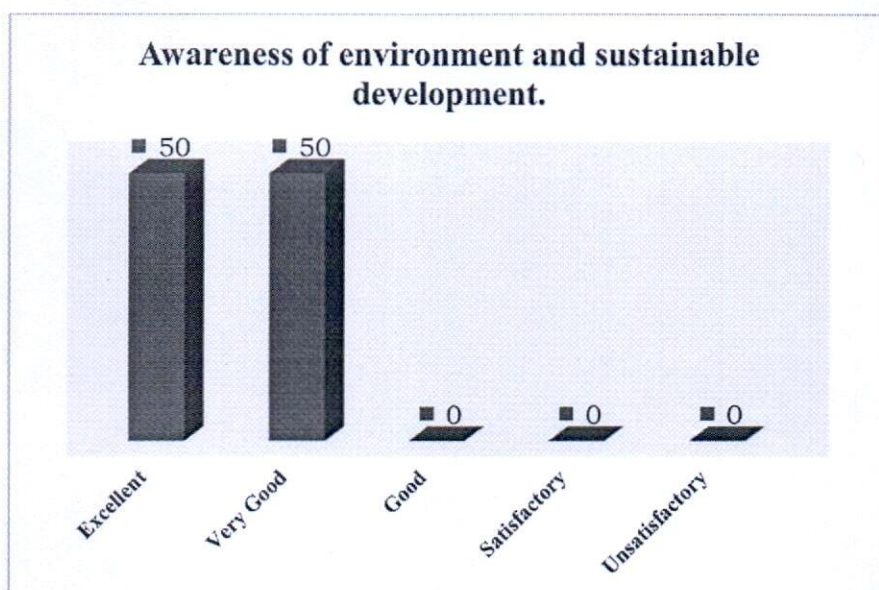
Response	Percentage	Respondents
Excellent	24	2
Very Good	38	3
Good	38	3
Satisfactory	0	0
Unsatisfactory	0	0
Total	100	8



The responses are overwhelmingly positive, with 62% of respondents rating the innovativeness and creativity of students as either "Excellent" or "Very Good." No respondents felt the students' response to challenges was merely "satisfactory" or "unsatisfactory," pointing to a strong sense of confidence in their ability to innovate.

Awareness of environment and sustainable development.

Response	Percentage	Respondents
Excellent	50	4
Very Good	50	4
Good	0	0
Satisfactory	0	0
Unsatisfactory	0	0
Total	100	8



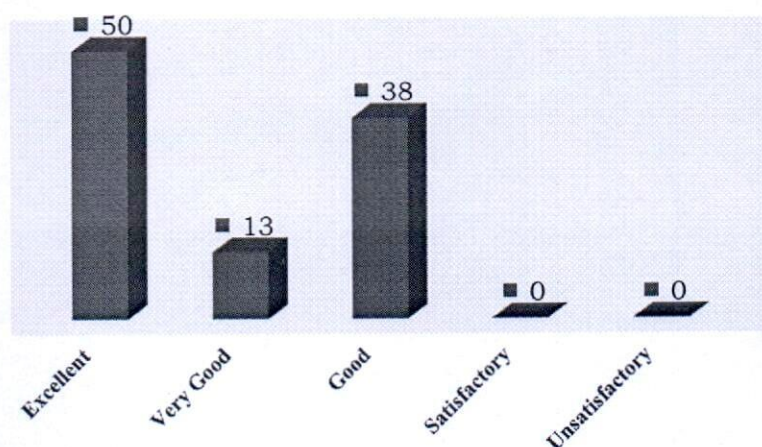
The results suggest a highly positive outlook, with all respondents evaluating awareness levels as either "excellent" or "very good."



The efforts of Training & Placement cell of the university.

Response	Percentage	Respondents
Excellent	50	4
Very Good	13	1
Good	38	3
Satisfactory	0	0
Unsatisfactory	0	0
Total	100	8

The efforts of Training & Placement cell of the university.

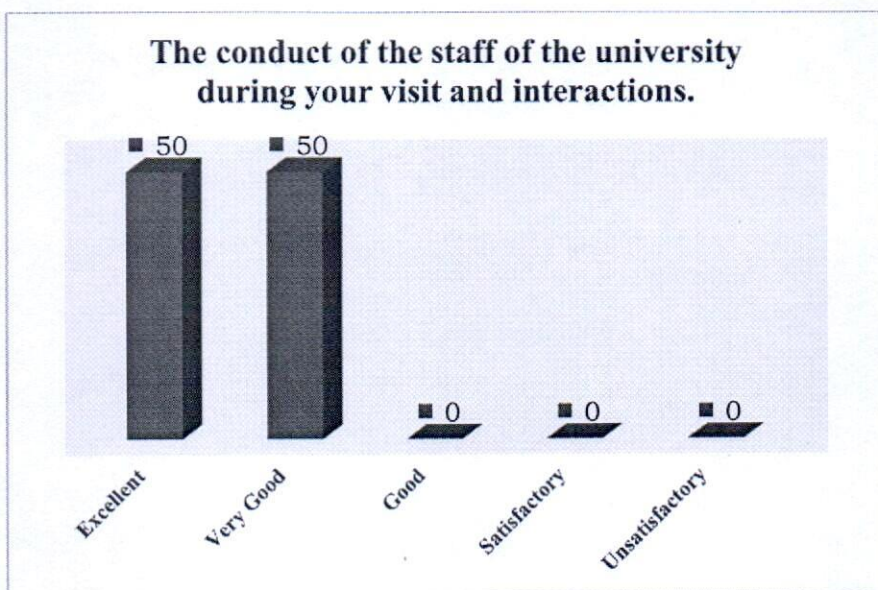


The overall perception is largely positive, with 63% of respondents rating the efforts as excellent or very good. This suggests that the T&P cell is effective in helping students with their career preparation and job placement. However, the 38% rating it as "good" indicates potential areas for improvement, such as expanding placement opportunities, enhancing training programs, or offering more personalized support.



The conduct of the staff of the university during your visit and interactions.

Response	Percentage	Respondents
Excellent	50	4
Very Good	50	4
Good	0	0
Satisfactory	0	0
Unsatisfactory	0	0
Total	100	8



The university staff demonstrated high levels of professionalism and hospitality, as all respondents rated their conduct as either "excellent" or "very good." This indicates a consistently positive experience, suggesting that the staff's performance exceeded or met visitors' expectations. There's no negative feedback, which reflects well on the university's approach to visitor interaction.

