

IFTM UNIVERSITY

MORADABAD

**CURRICULUM FEEDBACK REPORT
SCHOOL OF ENGINEERING &
TECHNOLOGY**

2023-24

Curriculum adopted by the University provides not only a structure for teaching; instead, it is a measurable plan. It helps quantify the efforts being put by all the stakeholders of the ecosystem. Its acceptance amongst all the stakeholders and suitability is a pre requisite to the ultimate purpose of learning and development, at the University.

To bridge any gap between the expectations and the perception in regards to the curriculum, an annual survey is conducted for all the key stakeholders, viz., teachers, students, alumni, and employers.

The curriculum feedback collected from various stakeholders, provides valuable insights into the relevance and effectiveness of the University's academic programs. Stakeholders appreciate the inclusion of contemporary topics, practical exposure, and interdisciplinary approaches. However, recommendations suggest enhancing industry-academia collaboration, updating course content to align with current trends, and incorporating more skill-based and experiential learning opportunities. Faculty members have emphasized the need for more flexibility in course structures, while students advocate for improved access to digital learning tools. These suggestions will guide future curriculum revisions to ensure the programs remain robust, competitive, and aligned with academic and professional excellence.



SECTION - TEACHERS



RESEARCH METHODOLOGY

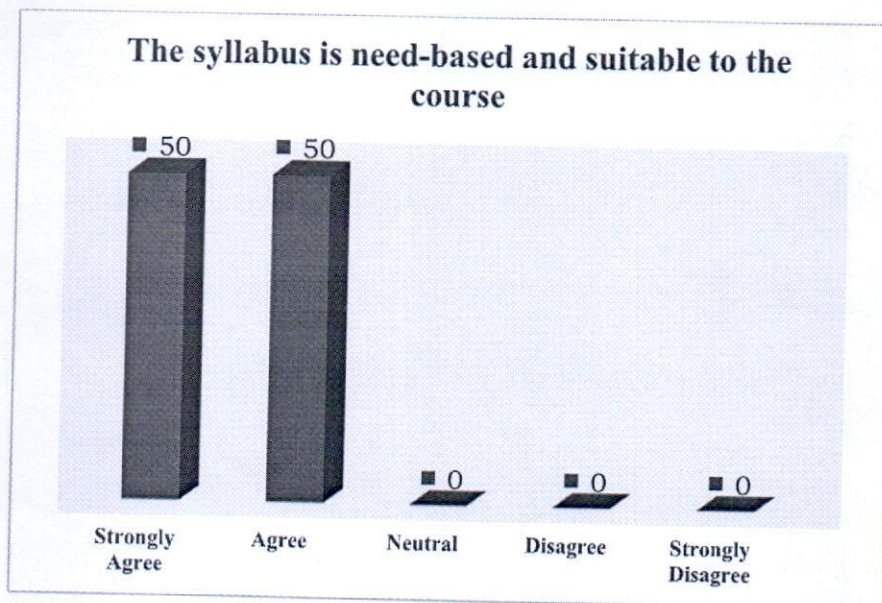
Data Type:	Primary
Data Collection Tool:	Survey (Online)
Sample Size:	44
Sample Frame:	Teachers of IFTM University in 2023-24 in School of Engineering & Technology
Sampling:	Probability Sampling
Questionnaire:	Five-point Likert scale




PART – A
CURRICULUM DESIGN AND DEVELOPMENT

The syllabus is need-based and suitable to the course

Response	Percentage	Respondents
Strongly Agree	50	22
Agree	50	22
Neutral	0	0
Disagree	0	0
Strongly Disagree	0	0
Total	100	44



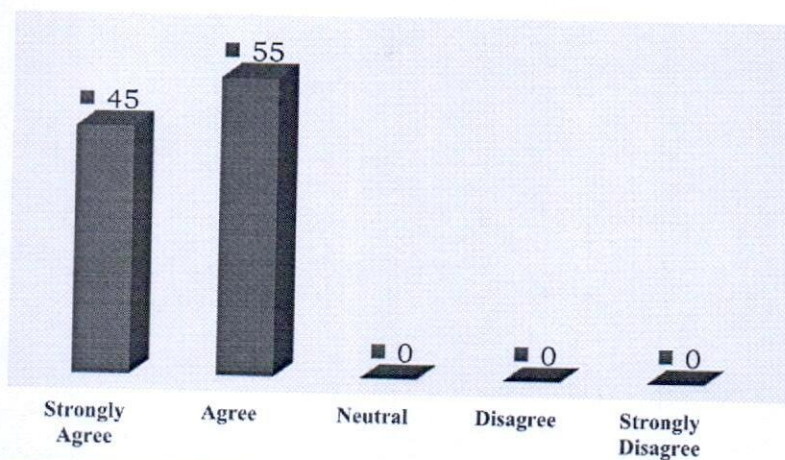
This feedback suggests that the syllabus meets the needs and expectations of the participants effectively.



The syllabus is intended to bridge the gap between Theory and Practical

Response	Percentage	Respondents
Strongly Agree	45	20
Agree	55	24
Neutral	0	0
Disagree	0	0
Strongly Disagree	0	0
Total	100	44

The syllabus is intended to bridge the gap between Theory and Practical



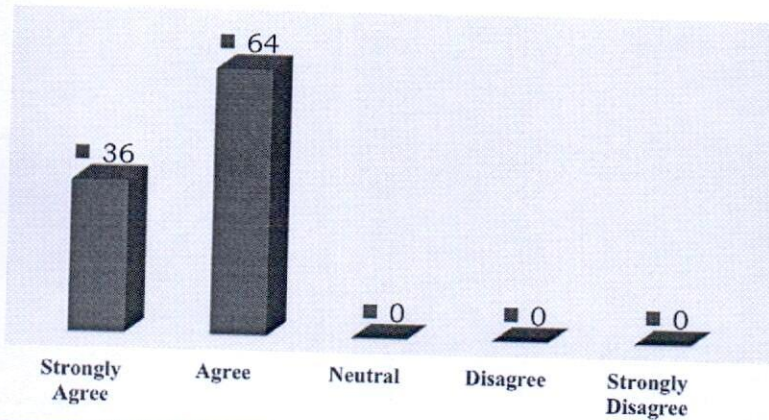
A combined 100% of respondents either "Strongly Agree" or "Agree," indicating unanimous positive feedback.



The faculty members are given enough freedom to contribute their ideas on curriculum design and development

Response	Percentage	Respondents
Strongly Agree	36	16
Agree	64	28
Neutral	0	0
Disagree	0	0
Strongly Disagree	0	0
Total	100	44

The faculty members are given enough freedom to contribute their ideas on curriculum design and development

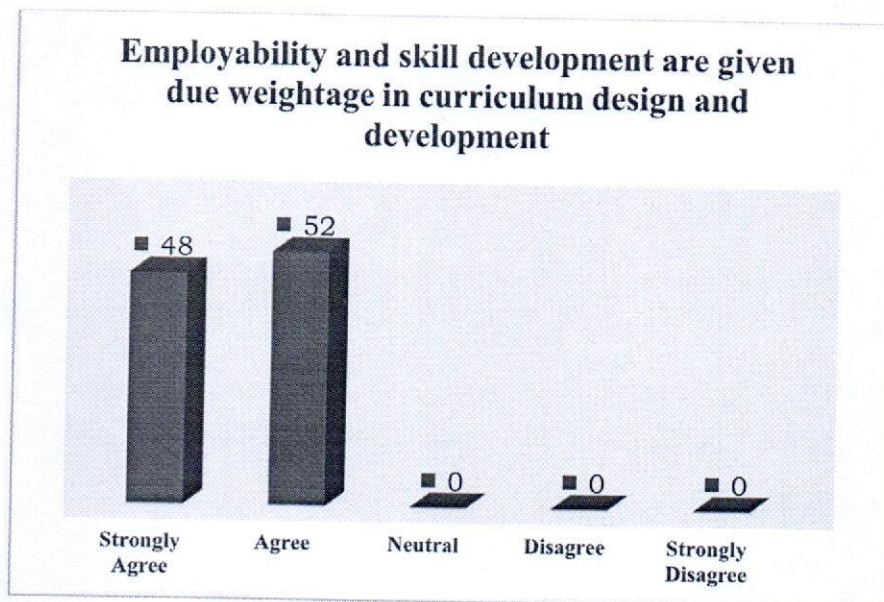


This result highlights the inclusive and collaborative nature of the curriculum design process, fostering a supportive environment for faculty input.



Employability and skill development are given due weightage in curriculum design and development

Response	Percentage	Respondents
Strongly Agree	48	21
Agree	52	23
Neutral	0	0
Disagree	0	0
Strongly Disagree	0	0
Total	100	44

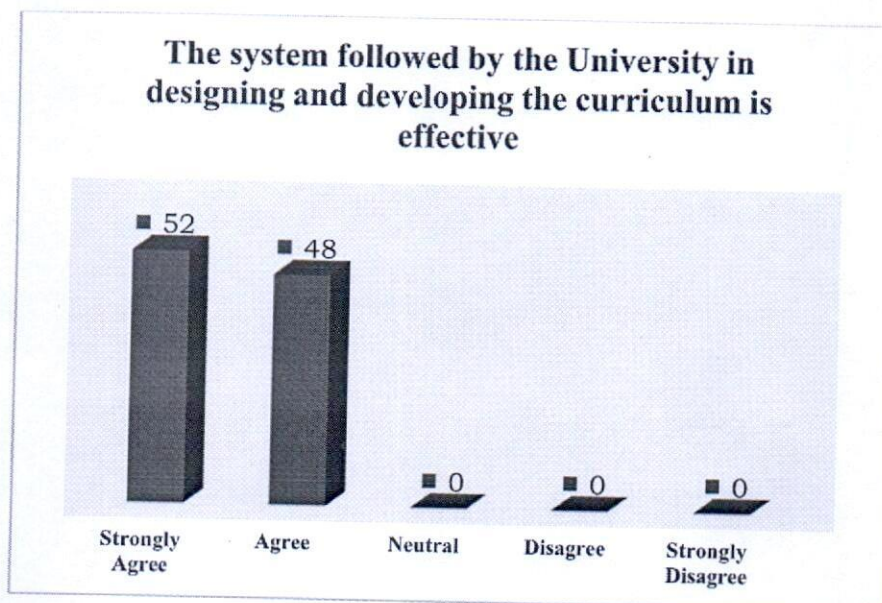


A total of 100% of respondents either "Strongly Agree" or "Agree," demonstrating universal approval of the curriculum's focus on employability and skill development.



The system followed by the University in designing and developing the curriculum is effective

Response	Percentage	Respondents
Strongly Agree	52	23
Agree	48	21
Neutral	0	0
Disagree	0	0
Strongly Disagree	0	0
Total	100	44



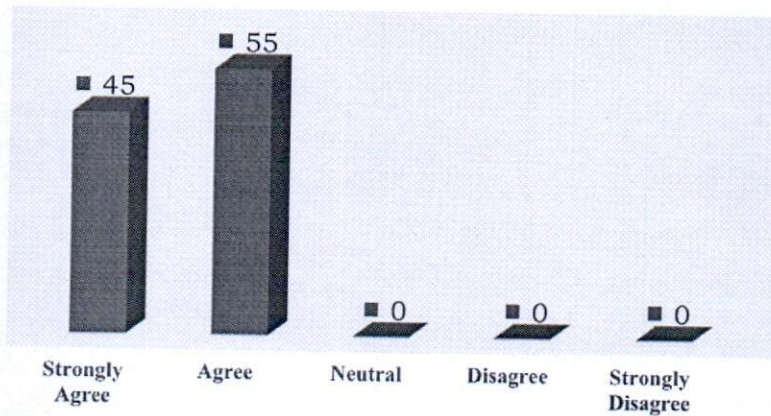
This data highlights the strength and reliability of the university's approach to curriculum design, fostering trust and confidence among stakeholders.



Board of studies takes care of ensuring consensus and significance of the programme offering

Response	Percentage	Respondents
Strongly Agree	45	20
Agree	55	24
Neutral	0	0
Disagree	0	0
Strongly Disagree	0	0
Total	100	44

Board of studies takes care of ensuring consensus and significance of the programme offering

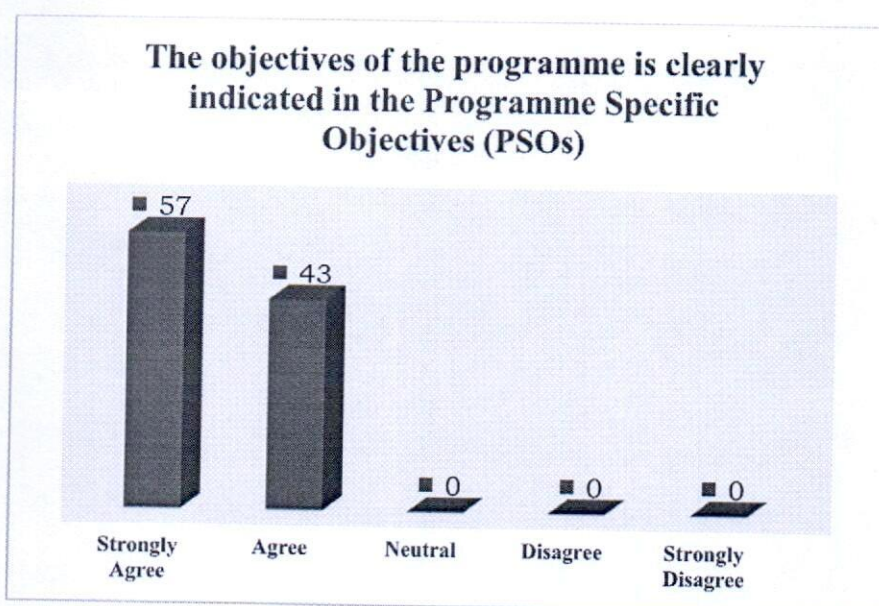


This feedback demonstrates that the Board of Studies is successfully fostering consensus and ensuring the relevance and quality of programme offerings.



The objectives of the programme is clearly indicated in the Programme Specific Objectives (PSOs)

Response	Percentage	Respondents
Strongly Agree	57	25
Agree	43	19
Neutral	0	0
Disagree	0	0
Strongly Disagree	0	0
Total	100	44

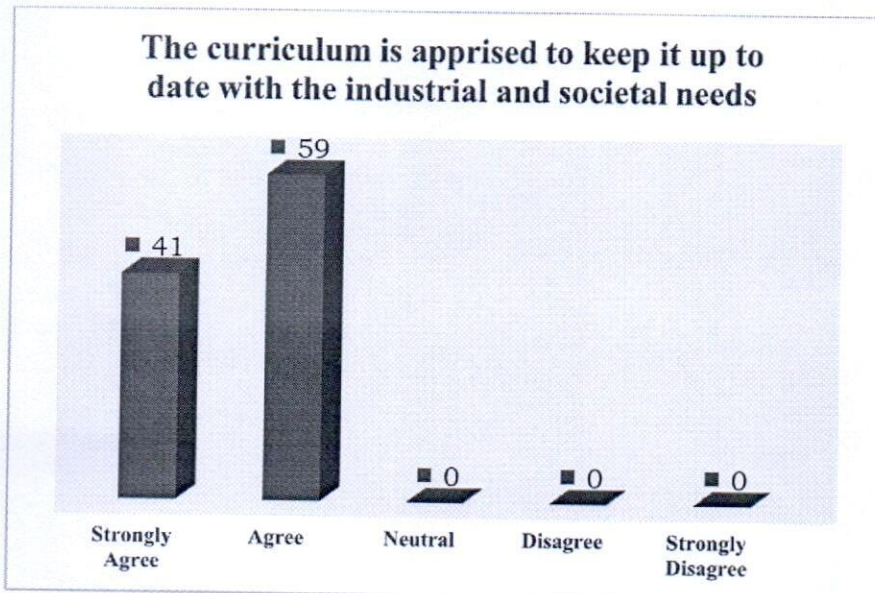


This result highlights that the Programme Specific Objectives are clearly and effectively stated, ensuring alignment, and understanding among stakeholders.



The curriculum is appraised to keep it up to date with the industrial and societal needs

Response	Percentage	Respondents
Strongly Agree	41	18
Agree	59	26
Neutral	0	0
Disagree	0	0
Strongly Disagree	0	0
Total	100	44

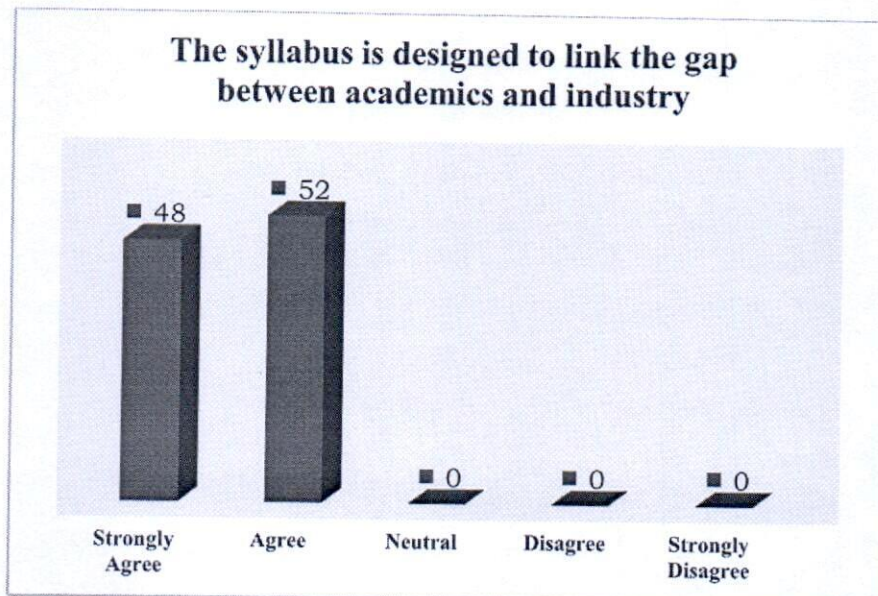


All respondents (100%) either "Strongly Agree" or "Agree," indicating unanimous approval of the curriculum's relevance and up-to-date nature.



The syllabus is designed to link the gap between academics and industry

Response	Percentage	Respondents
Strongly Agree	48	21
Agree	52	23
Neutral	0	0
Disagree	0	0
Strongly Disagree	0	0
Total	100	44



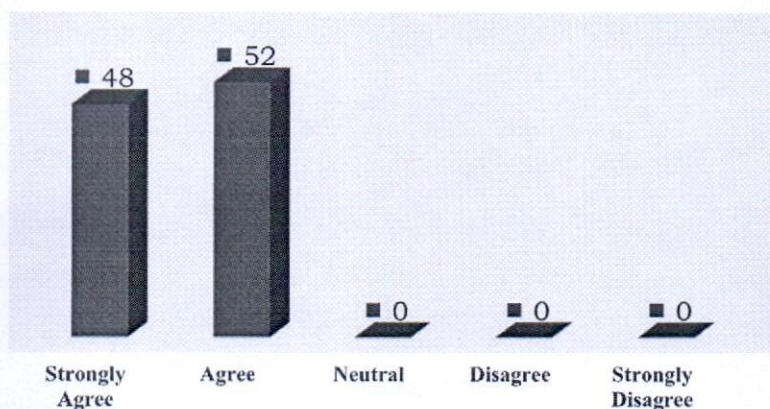
This result demonstrates that the syllabus successfully aligns academic content with industry expectations, ensuring relevance and applicability.



The reference books/journals which are prescribed by University are relevant and updated to cover the whole syllabus

Response	Percentage	Respondents
Strongly Agree	48	21
Agree	52	23
Neutral	0	0
Disagree	0	0
Strongly Disagree	0	0
Total	100	44

The reference books/journals which are prescribed by University are relevant and updated to cover the whole syllabus



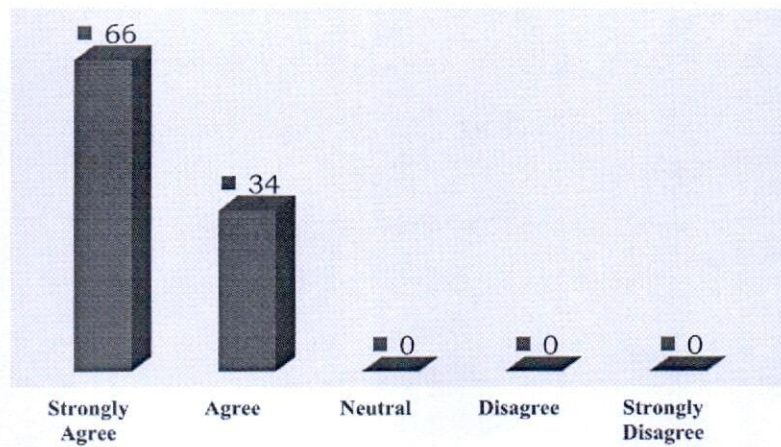
All respondents (100%) either "Strongly Agree" or "Agree," indicating that the prescribed reference materials are universally considered relevant and up-to-date.



Aims and objectives of the curriculum are well defined and clear to teacher and students

Response	Percentage	Respondents
Strongly Agree	66	29
Agree	34	15
Neutral	0	0
Disagree	0	0
Strongly Disagree	0	0
Total	100	44

Aims and objectives of the curriculum are well defined and clear to teacher and students

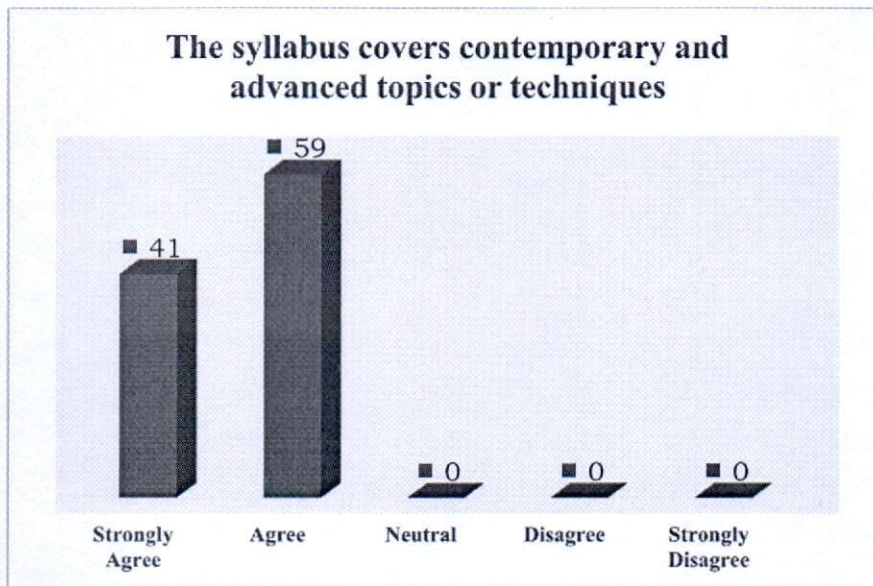


A total of 100% of respondents either "Strongly Agree" or "Agree," indicating that both teachers and students find the aims and objectives of the curriculum well defined and clear.



The syllabus covers contemporary and advanced topics or techniques

Response	Percentage	Respondents
Strongly Agree	41	18
Agree	59	26
Neutral	0	0
Disagree	0	0
Strongly Disagree	0	0
Total	100	44



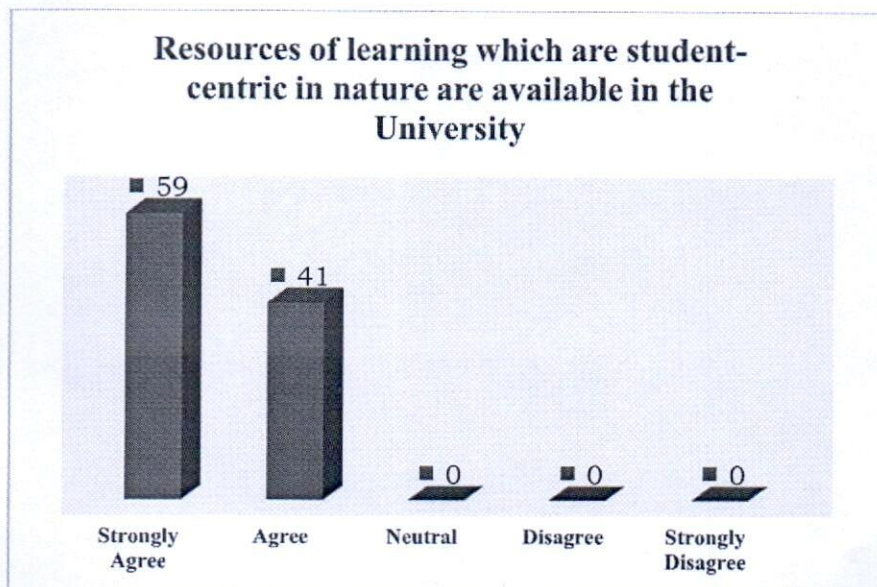
A total of 100% of respondents either "Strongly Agree" or "Agree," indicating that the syllabus is widely regarded as covering contemporary and advanced topics effectively.



PART – B
TEACHING, LEARNING, AND INFRASTRUCTURE FACILITIES

Resources of learning which are student-centric in nature are available in the University

Response	Percentage	Respondents
Strongly Agree	59	26
Agree	41	18
Neutral	0	0
Disagree	0	0
Strongly Disagree	0	0
Total	100	44

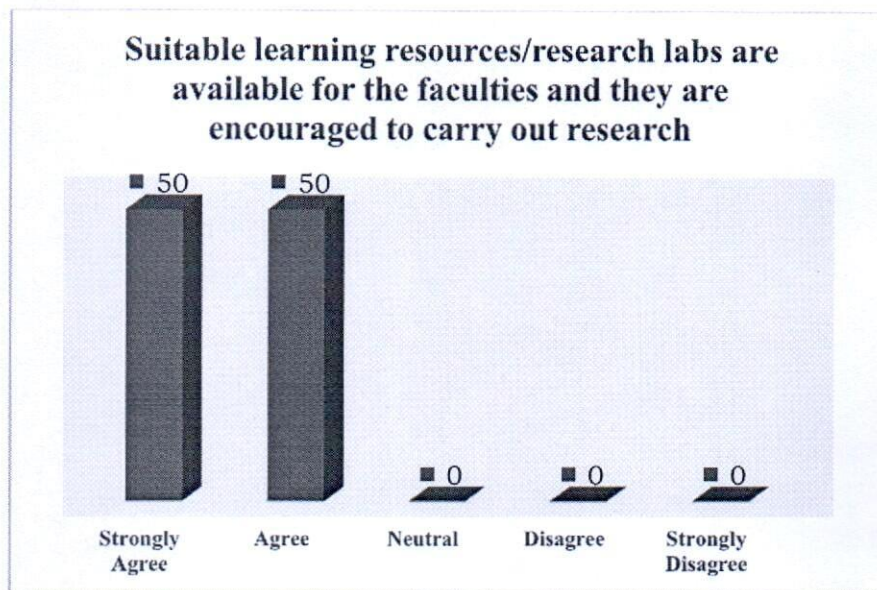


This feedback confirms that the university offers learning resources that prioritize and support student needs, enhancing the overall educational experience.



Suitable learning resources/research labs are available for the faculties and they are encouraged to carry out research

Response	Percentage	Respondents
Strongly Agree	50	22
Agree	50	22
Neutral	0	0
Disagree	0	0
Strongly Disagree	0	0
Total	100	44



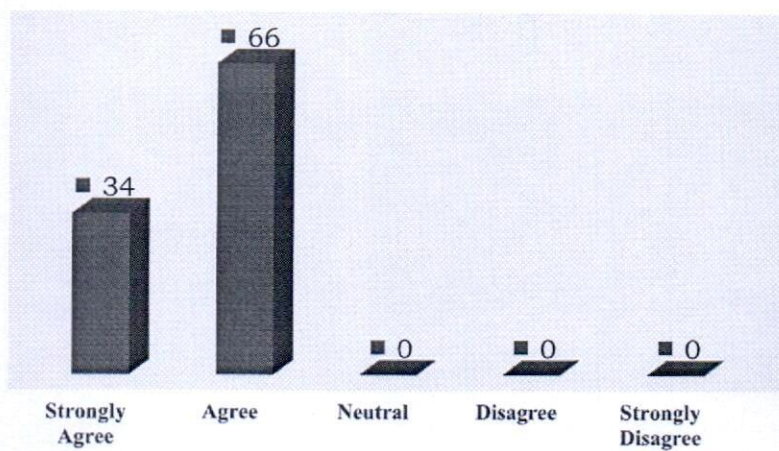
This result indicates that the university provides adequate research infrastructure and encourages faculty involvement in research activities.



The teaching-aids available in the department are appropriate and up to date

Response	Percentage	Respondents
Strongly Agree	34	15
Agree	66	29
Neutral	0	0
Disagree	0	0
Strongly Disagree	0	0
Total	100	44

The teaching-aids available in the department are appropriate and up to date



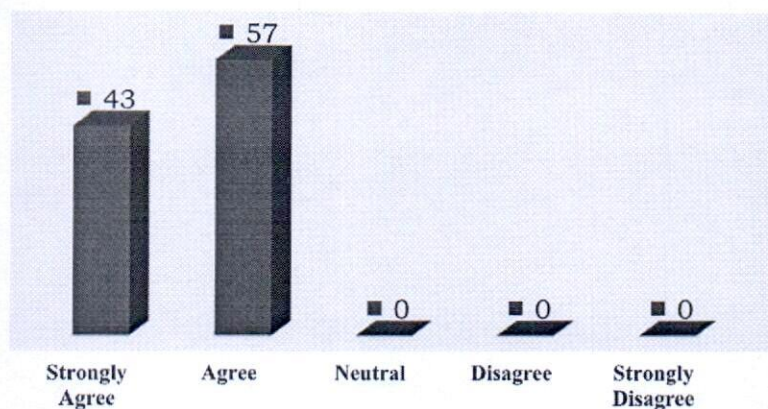
This result highlights that the department provides appropriate, modern teaching aids, contributing to an effective teaching and learning environment.



The central library of the University is a major source of information for the faculty/ research scholars/ students and is optimally utilised

Response	Percentage	Respondents
Strongly Agree	43	19
Agree	57	25
Neutral	0	0
Disagree	0	0
Strongly Disagree	0	0
Total	100	44

The central library of the University is a major source of information for the faculty/ research scholars/ students and is optimally utilised

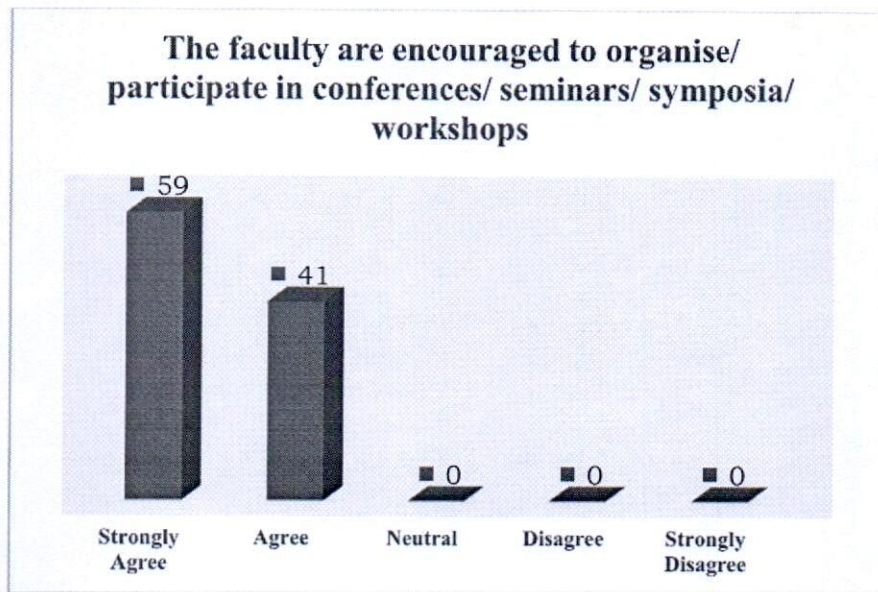


This result confirms that the central library is seen as a crucial and well-utilized resource, contributing significantly to the academic and research environment of the university.



The faculty are encouraged to organise/ participate in conferences/ seminars/ symposia/ workshops

Response	Percentage	Respondents
Strongly Agree	59	26
Agree	41	18
Neutral	0	0
Disagree	0	0
Strongly Disagree	0	0
Total	100	44

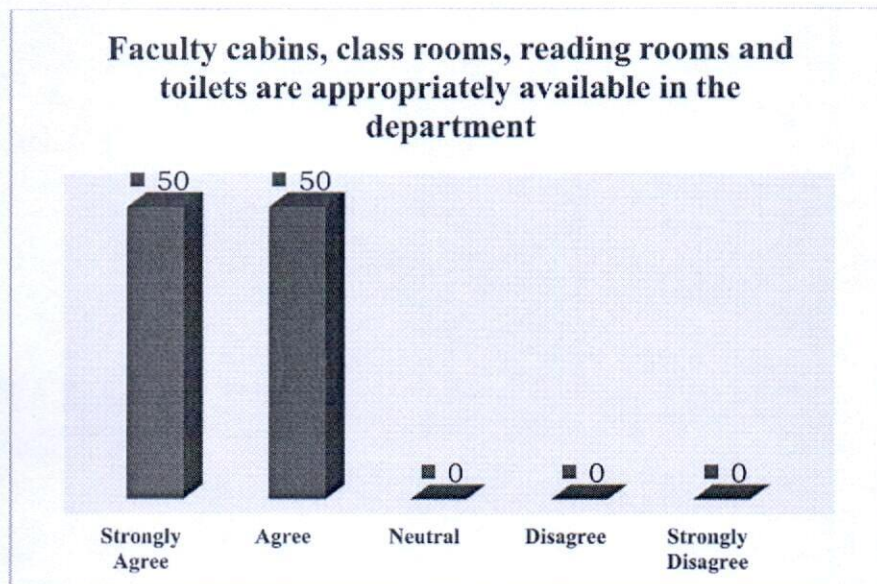


A total of 100% of respondents either "Strongly Agree" or "Agree," indicating that faculty members are actively encouraged to engage in professional development activities such as conferences, seminars, and workshops.



Faculty cabins, class rooms, reading rooms and toilets are appropriately available in the department

Response	Percentage	Respondents
Strongly Agree	50	22
Agree	50	22
Neutral	0	0
Disagree	0	0
Strongly Disagree	0	0
Total	100	44

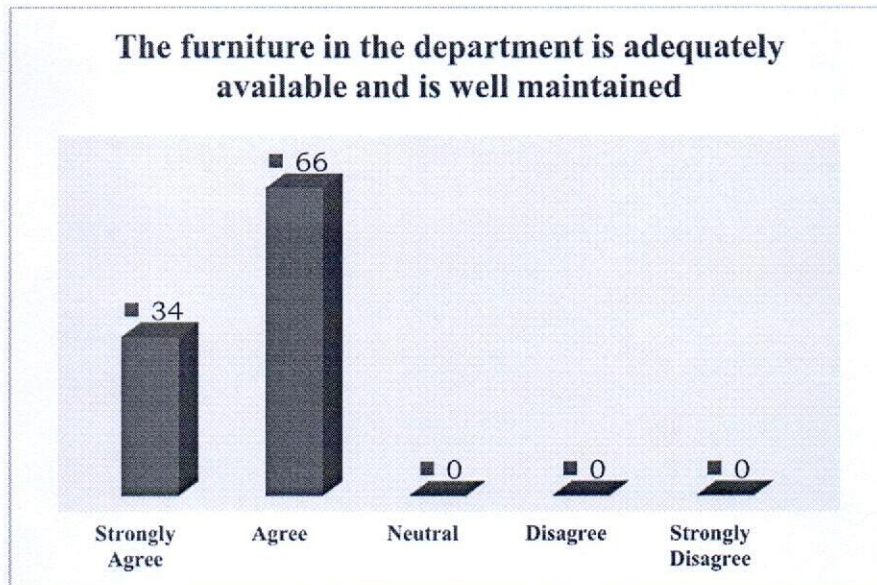


This result indicates that the department provides the necessary infrastructure to support its faculty and students effectively.



The furniture in the department is adequately available and is well maintained

Response	Percentage	Respondents
Strongly Agree	34	15
Agree	66	29
Neutral	0	0
Disagree	0	0
Strongly Disagree	0	0
Total	100	44

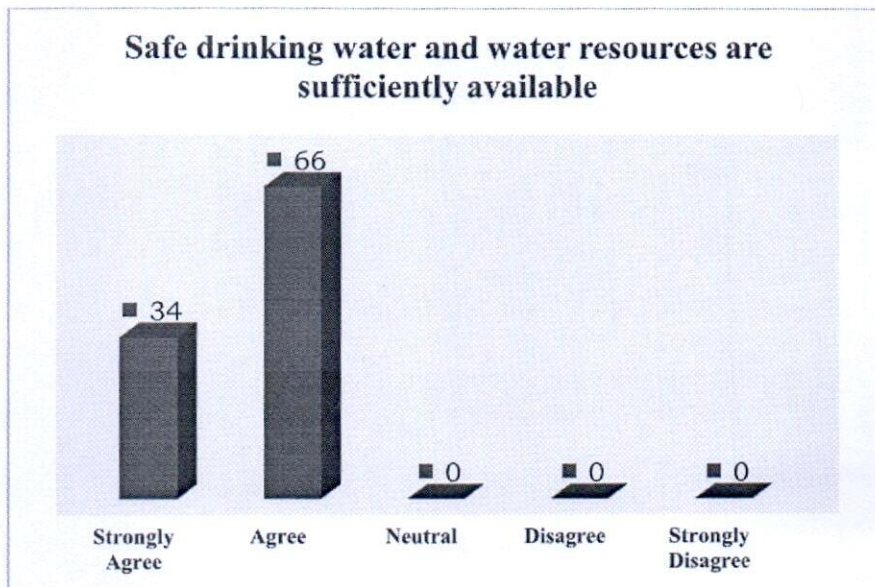


This result indicates that the department is providing adequate and well-maintained furniture to support the learning and working environment.



Safe drinking water and water resources are sufficiently available

Response	Percentage	Respondents
Strongly Agree	34	15
Agree	66	29
Neutral	0	0
Disagree	0	0
Strongly Disagree	0	0
Total	100	44

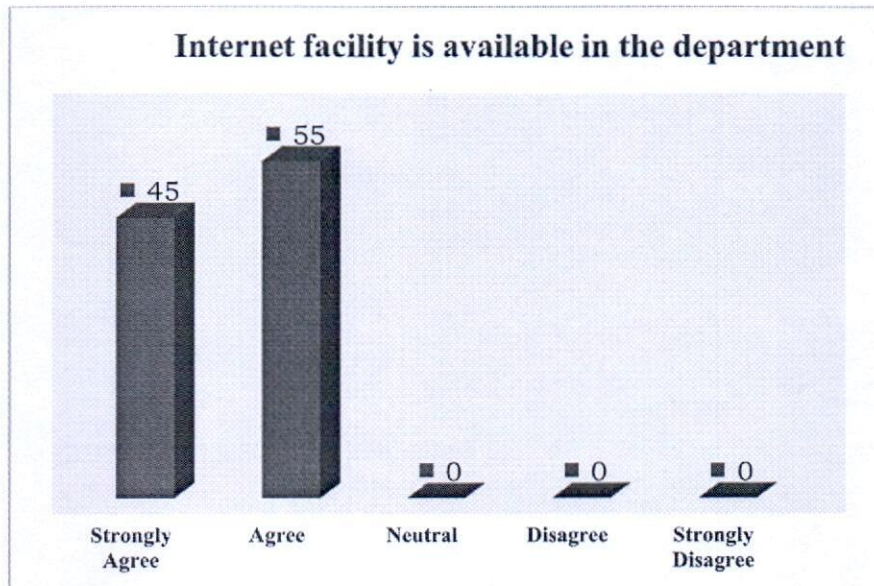


A total of 100% of respondents either "Strongly Agree" or "Agree," indicating that safe drinking water and water resources are sufficiently available.



Internet facility is available in the department

Response	Percentage	Respondents
Strongly Agree	45	20
Agree	55	24
Neutral	0	0
Disagree	0	0
Strongly Disagree	0	0
Total	100	44



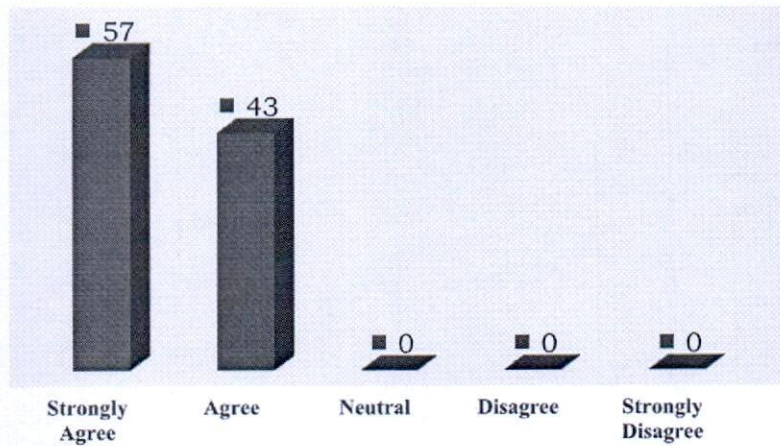
A total of 100% of respondents either "Strongly Agree" or "Agree," indicating that internet facilities are available and meet the needs of faculty and students in the department.



There are ample number of schemes/policies for the welfare of faculties

Response	Percentage	Respondents
Strongly Agree	57	25
Agree	43	19
Neutral	0	0
Disagree	0	0
Strongly Disagree	0	0
Total	100	44

There are ample number of schemes/policies for the welfare of faculties



This suggests that most respondents feel positively about the schemes and policies available for the welfare of faculty members. The overall sentiment is highly favourable, with no disagreement expressed.



SECTION - STUDENTS



RESEARCH METHODOLOGY

Data Type:	Primary
Data Collection Tool:	Survey (Online)
Sample Size:	135
Sample Frame:	Students of IFTM University studying in 2023-24 in School of Engineering & Technology
Sampling:	Probability Sampling
Questionnaire:	Five-point Likert scale

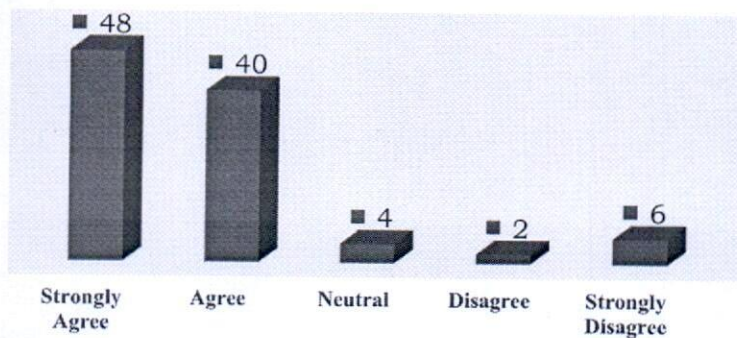


PART – A CURRICULUM

The curriculum provides added flexibility and diversity among the offered courses across the programmes.

Response	Percentage	Respondents
Strongly Agree	48	65
Agree	40	53
Neutral	4	6
Disagree	2	3
Strongly Disagree	6	8
Total	100	135

The curriculum provides added flexibility and diversity among the offered courses across the programmes.



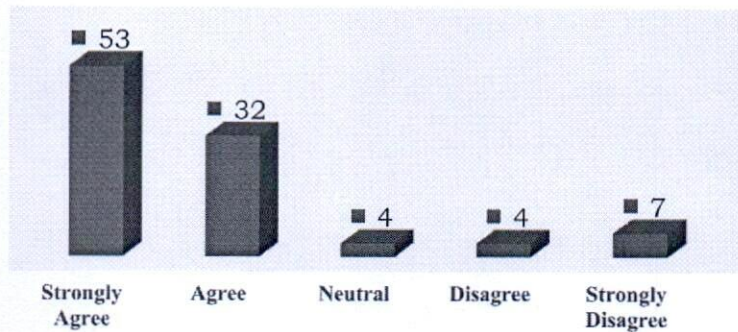
Most of respondents Strongly agree that the curriculum provides added flexibility and diversity among the offered courses.



The curriculum which is based on courses of the programme leads to employability, skill development and entrepreneurship.

Response	Percentage	Respondents
Strongly Agree	53	71
Agree	32	45
Neutral	4	5
Disagree	4	5
Strongly Disagree	7	9
Total	100	135

The curriculum which is based on courses of the programme leads to employability, skill development and entrepreneurship.



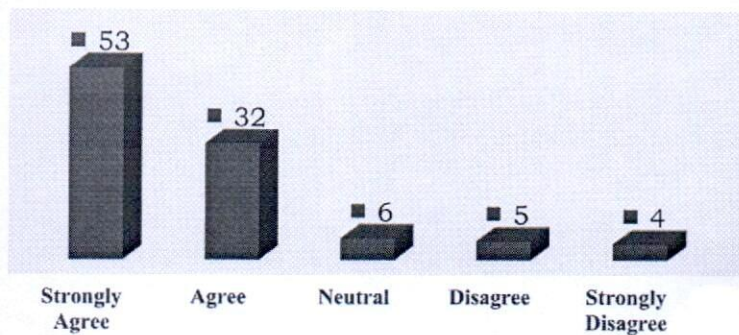
71 respondents strongly agree that the curriculum leads to employability, skill development, and entrepreneurship.



The elective courses offered are diverse and allow students to adapt their education to their interests.

Response	Percentage	Respondents
Strongly Agree	53	71
Agree	32	43
Neutral	6	8
Disagree	5	7
Strongly Disagree	4	6
Total	100	135

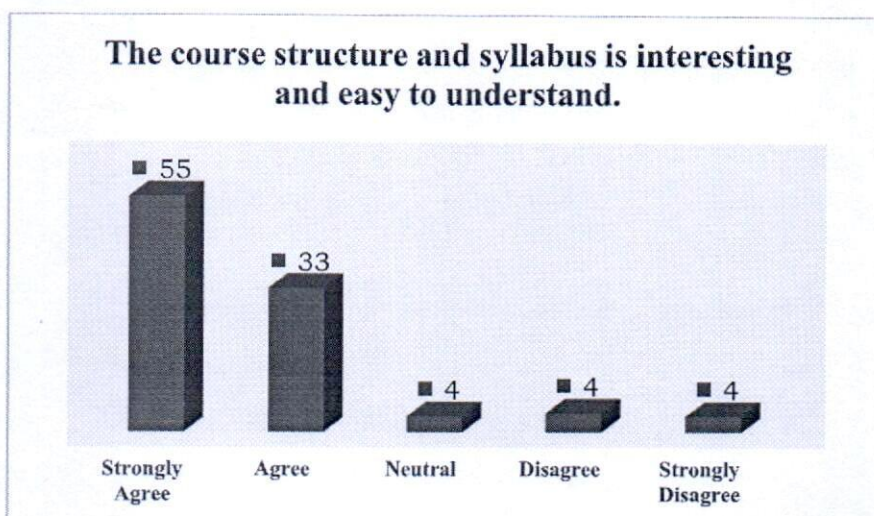
The elective courses offered are diverse and allow students to adapt their education to their interests.



Most respondents (85%) believe that the elective courses provide sufficient diversity and flexibility for students to tailor their education to their interests, with a significant portion (53%) strongly agreeing. However, a small percentage (9%) express disagreement or neutrality, indicating some room for improvement in this area.

The course structure and syllabus is interesting and easy to understand.

Response	Percentage	Respondents
Strongly Agree	55	74
Agree	33	45
Neutral	4	5
Disagree	4	6
Strongly Disagree	4	5
Total	100	135



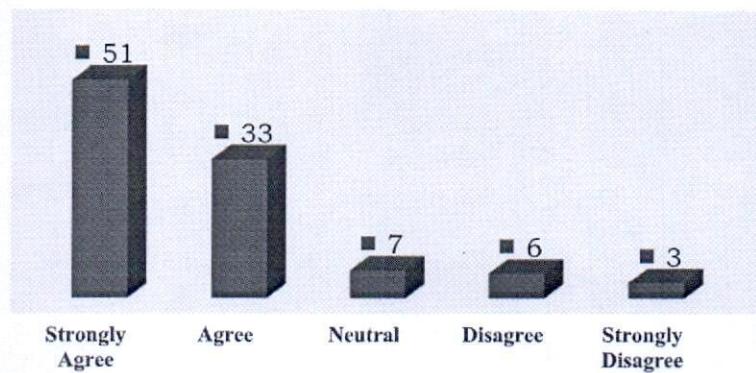
Most respondents (88%) find the course structure and syllabus both engaging and easy to follow, with over half (55%) strongly agreeing. However, there is a small portion (8%) expressing disagreement or neutrality, suggesting that while most find it clear and interesting, there could be room for refinement for some individuals.



The curriculum offered by the University is industry oriented.

Response	Percentage	Respondents
Strongly Agree	51	69
Agree	33	44
Neutral	7	9
Disagree	6	8
Strongly Disagree	3	5
Total	100	135

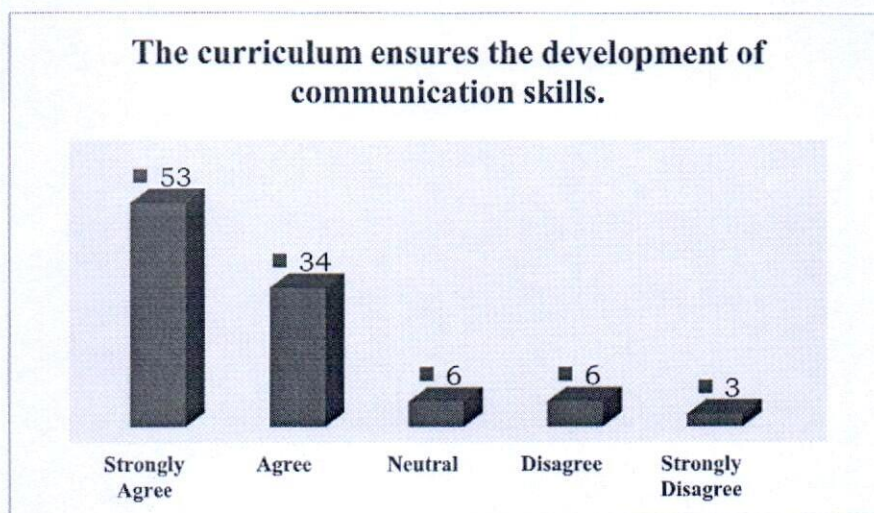
The curriculum offered by the University is industry oriented.



Most respondents (84%) believe the curriculum aligns with industry needs, with 51% strongly agreeing. However, a few respondents express either neutrality or disagreement, suggesting that some may not perceive the same level of industry relevance in the curriculum.

The curriculum ensures the development of communication skills.

Response	Percentage	Respondents
Strongly Agree	53	71
Agree	34	44
Neutral	6	8
Disagree	6	8
Strongly Disagree	3	4
Total	100	135

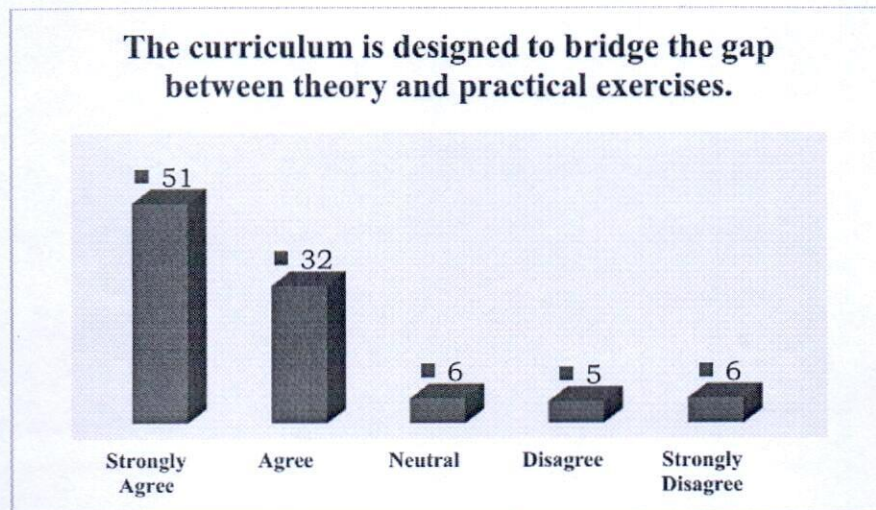


Most respondents (87%) feel that the curriculum supports the development of communication skills, with more than half (53%) strongly agreeing. However, there is a small percentage (9%) who either disagree or are neutral, indicating a few respondents may feel the curriculum could further enhance communication skill development.



The curriculum is designed to bridge the gap between theory and practical exercises.

Response	Percentage	Respondents
Strongly Agree	51	69
Agree	32	43
Neutral	6	8
Disagree	5	7
Strongly Disagree	6	8
Total	100	135



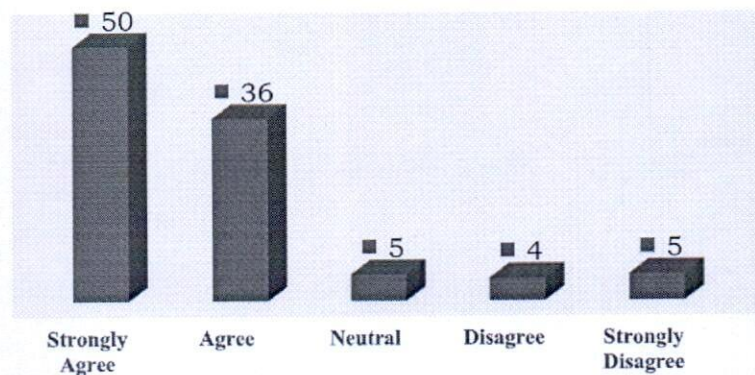
Most respondents (83%) believe the curriculum successfully integrates theory with practical exercises, with over half (51%) strongly agreeing. However, a small percentage (11%) either disagree or are neutral, suggesting there may be some room for improvement in how theory and practice are linked in the curriculum.



The syllabus integrates ethical considerations and social responsibility.

Response	Percentage	Respondents
Strongly Agree	50	67
Agree	36	48
Neutral	5	7
Disagree	4	6
Strongly Disagree	5	7
Total	100	135

The syllabus integrates ethical considerations and social responsibility.




Most respondents (86%) believe that the syllabus incorporates ethical considerations and social responsibility, with half (50%) strongly agreeing. However, there is a small percentage who either disagree or are neutral, indicating some room for improvement in this area.



The courses offered in the programme are relevant to my future job ambitions.

Response	Percentage	Respondents
Strongly Agree	55	74
Agree	28	39
Neutral	6	8
Disagree	4	5
Strongly Disagree	7	9
Total	100	135



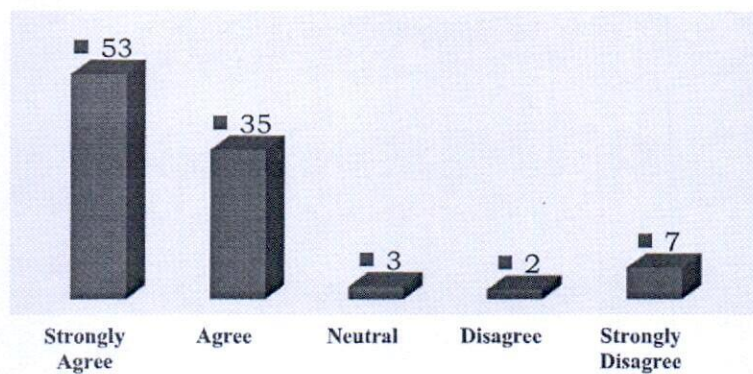
Most respondents (83%) believe the courses are relevant to their future career goals, with a significant portion (55%) strongly agreeing. However, there is a small percentage (11%) who either disagree or are neutral, suggesting that some individuals feel the courses could better align with their career aspirations.



The curriculum includes prospects for research and independent study.

Response	Percentage	Respondents
Strongly Agree	53	71
Agree	35	47
Neutral	3	4
Disagree	2	3
Strongly Disagree	7	10
Total	100	135

The curriculum includes prospects for research and independent study.

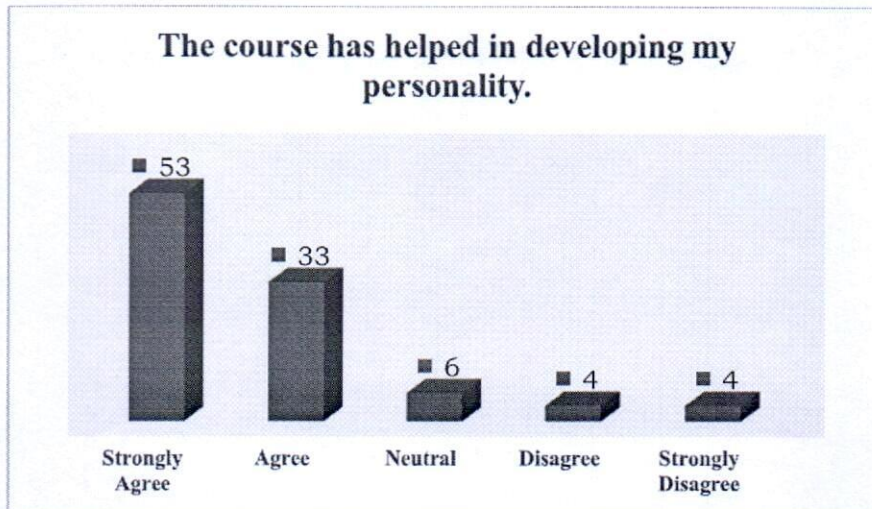


Most respondents (88%) believe the curriculum offers prospects for research and independent study, with 53% strongly agreeing. However, there is a small percentage (9%) who either disagree or are neutral, indicating that a few respondents feel the curriculum could do more to provide opportunities for research and independent study.



The course has helped in developing my personality.

Response	Percentage	Respondents
Strongly Agree	53	72
Agree	33	44
Neutral	6	9
Disagree	4	5
Strongly Disagree	4	5
Total	100	135



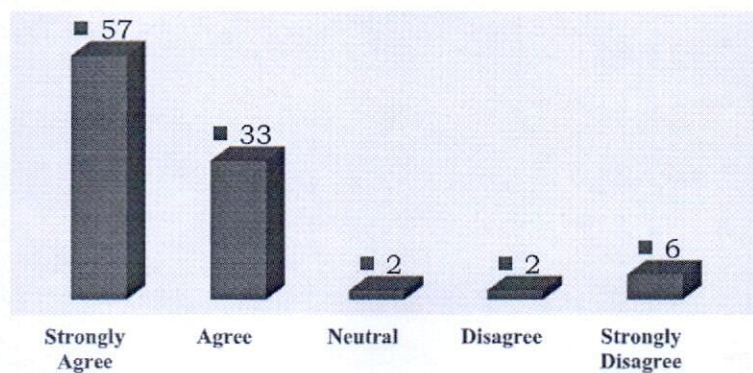
Most respondents (86%) feel that the course has contributed to their personality development, with over half (53%) strongly agreeing. However, a small percentage either disagree or are neutral, suggesting there may be a few students who feel the course could do more in terms of personal growth.



The teachers are punctual and come fully prepared for the class to cover the syllabus.

Response	Percentage	Respondents
Strongly Agree	57	77
Agree	33	44
Neutral	2	3
Disagree	2	3
Strongly Disagree	6	8
Total	100	135

The teachers are punctual and come fully prepared for the class to cover the syllabus.

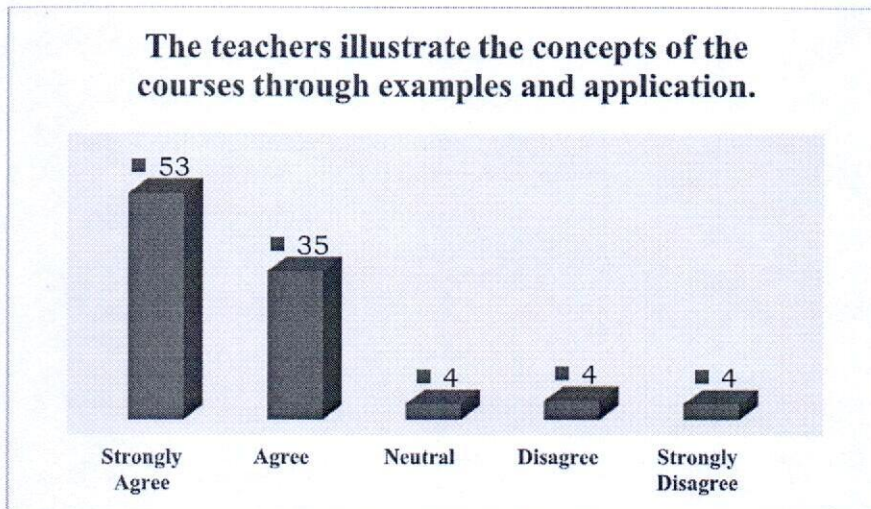


Most respondents (90%) believe that teachers are punctual and well-prepared for classes, with more than half (57%) strongly agreeing. However, a small percentage (8%) either disagree or are neutral, indicating that a few students feel that teacher punctuality or preparation could be improved.



The teachers illustrate the concepts of the courses through examples and application.

Response	Percentage	Respondents
Strongly Agree	53	72
Agree	35	47
Neutral	4	5
Disagree	4	6
Strongly Disagree	4	5
Total	100	135

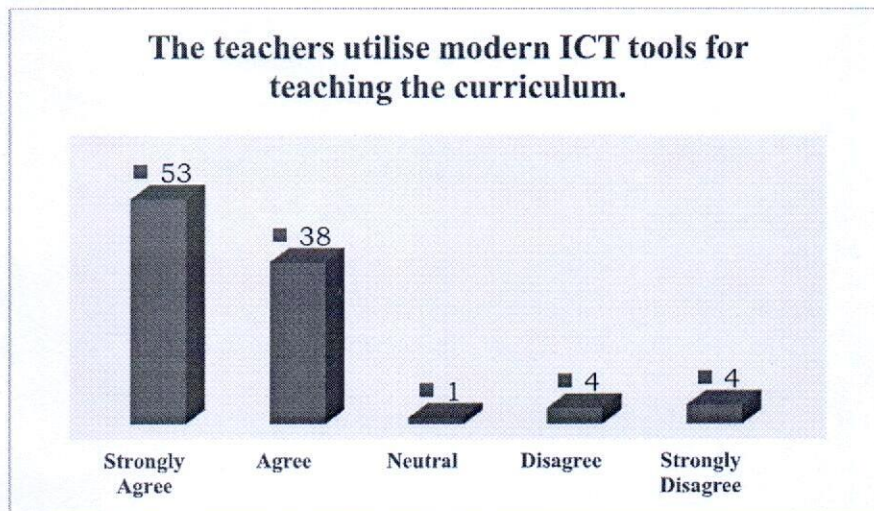


Most respondents (88%) feel that teachers effectively use examples and applications to explain course concepts, with over half (53%) strongly agreeing. However, a small percentage (8%) either disagree or are neutral, suggesting that a few students may feel that the use of examples and practical applications could be improved.



The teachers utilise modern ICT tools for teaching the curriculum.

Response	Percentage	Respondents
Strongly Agree	53	71
Agree	38	51
Neutral	1	2
Disagree	4	5
Strongly Disagree	4	6
Total	100	135

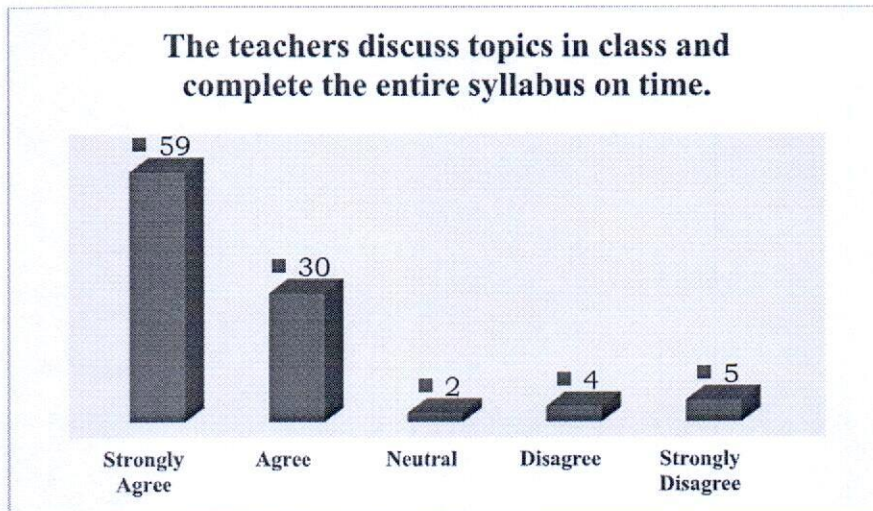


Most respondents (91%) believe that teachers effectively use modern ICT tools in their teaching, with more than half (53%) strongly agreeing. However, a small percentage (8%) either disagree or are neutral, suggesting that a few students may feel the use of ICT tools could be further enhanced in the curriculum.



The teachers discuss topics in class and complete the entire syllabus on time.

Response	Percentage	Respondents
Strongly Agree	59	79
Agree	30	41
Neutral	2	3
Disagree	4	5
Strongly Disagree	5	7
Total	100	135



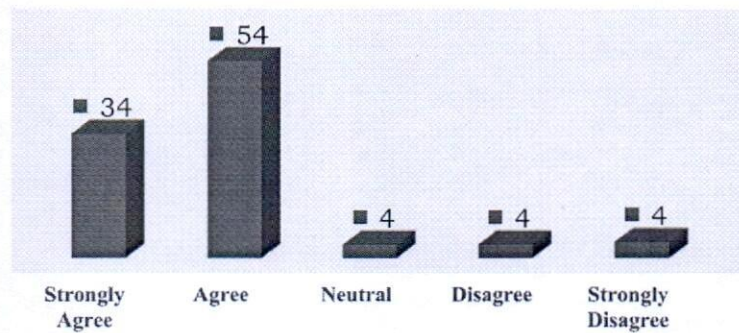
Most respondents (89%) believe that teachers effectively cover the entire syllabus on time while discussing topics in class, with 59% strongly agreeing. However, a small percentage either disagree or are neutral, indicating that a few students feel the syllabus completion or class discussions may not always be on track.



Periodical assessments and evaluation process is fair and unbiased and it covers all the curriculum.

Response	Percentage	Respondents
Strongly Agree	34	46
Agree	54	73
Neutral	4	5
Disagree	4	5
Strongly Disagree	4	6
Total	100	135

Periodical assessments and evaluation process is fair and unbiased and it covers all the curriculum.



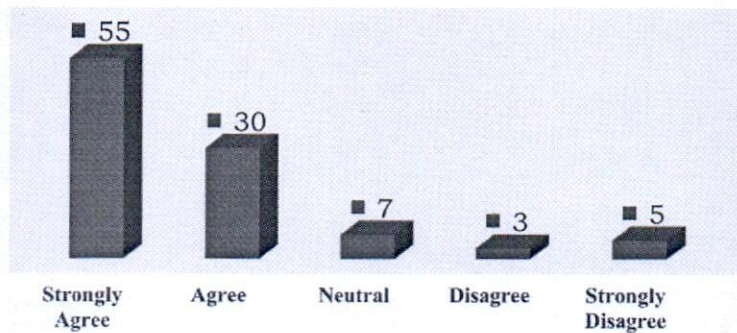
Most respondents (88%) feel that the periodical assessments and evaluation process is fair, unbiased, and comprehensive, with 34% strongly agreeing. However, a small percentage (8%) either disagree or are neutral, suggesting that there might be some concerns among a few students regarding the fairness or thoroughness of the assessments.



The Value added courses (VAC) offered by the University are relevant to develop more learning skills for future endeavours, etc.

Response	Percentage	Respondents
Strongly Agree	55	74
Agree	30	41
Neutral	7	9
Disagree	3	4
Strongly Disagree	5	7
Total	100	135

The Value added courses (VAC) offered by the University are relevant to develop more learning skills for future endeavours, etc.



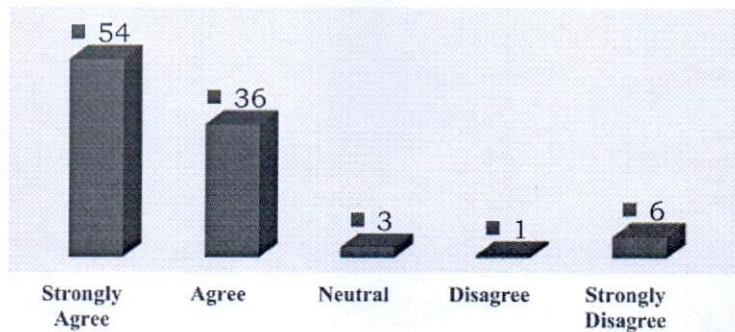
Most respondents (85%) believe that the Value-Added Courses are beneficial for skill development, with 55% strongly agreeing. However, a small percentage (8%) either disagree or are neutral, suggesting that some students may not fully perceive the relevance of these courses to their future growth.



The curriculum offered by the University is as per the latest UGC guidelines or National Education Policy (NEP) 2020.

Response	Percentage	Respondents
Strongly Agree	54	73
Agree	36	49
Neutral	3	4
Disagree	1	1
Strongly Disagree	6	8
Total	100	135

The curriculum offered by the University is as per the latest UGC guidelines or National Education Policy (NEP) 2020.



Most respondents (90%) believe that the curriculum aligns with UGC guidelines or NEP 2020, with over half (54%) strongly agreeing. However, there is a small percentage who either disagree or are neutral, indicating that a few students feel the curriculum might not fully align with these guidelines or policies.



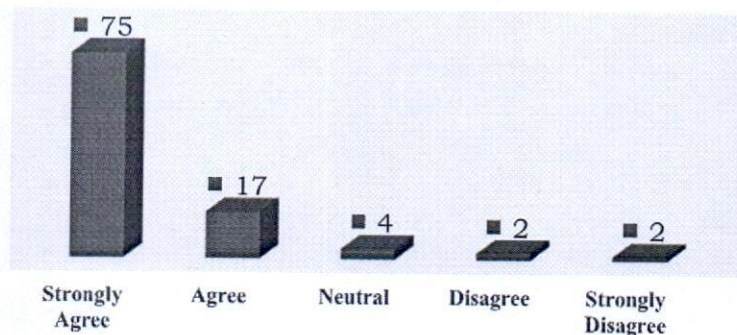
PART – B

INSTITUTIONAL FACILITIES

The central library of the university is a major source of information for the students and is optimally utilised.

Response	Percentage	Respondents
Strongly Agree	75	98
Agree	17	22
Neutral	4	5
Disagree	2	3
Strongly Disagree	2	2
Total	100	130

The central library of the university is a major source of information for the students and is optimally utilised.




A significant majority of respondents (92%) believe that the central library is a key resource and is being effectively used, with 75% strongly agreeing. However, a small percentage (4%) either disagree or are neutral, indicating that a few students may not fully utilize or perceive the library's resources as essential.

Reading material/ prescribed books/ journals are available in the library.

Response	Percentage	Respondents
Strongly Agree	76	99
Agree	18	23
Neutral	2	2
Disagree	2	3
Strongly Disagree	2	3
Total	100	130

Reading material/ prescribed books/ journals are available in the library.

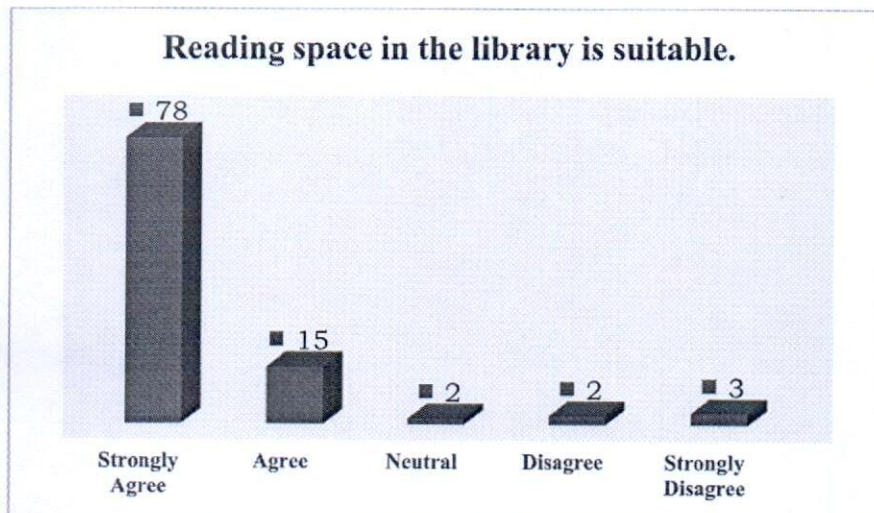


A large majority of respondents (94%) believe that the library provides the necessary reading materials and resources, with 76% strongly agreeing. However, a small percentage (6%) either disagree or are neutral, indicating that a few students may feel that certain materials could be more readily available or accessible.



Reading space in the library is suitable.

Response	Percentage	Respondents
Strongly Agree	78	101
Agree	15	20
Neutral	2	2
Disagree	2	3
Strongly Disagree	3	4
Total	100	130

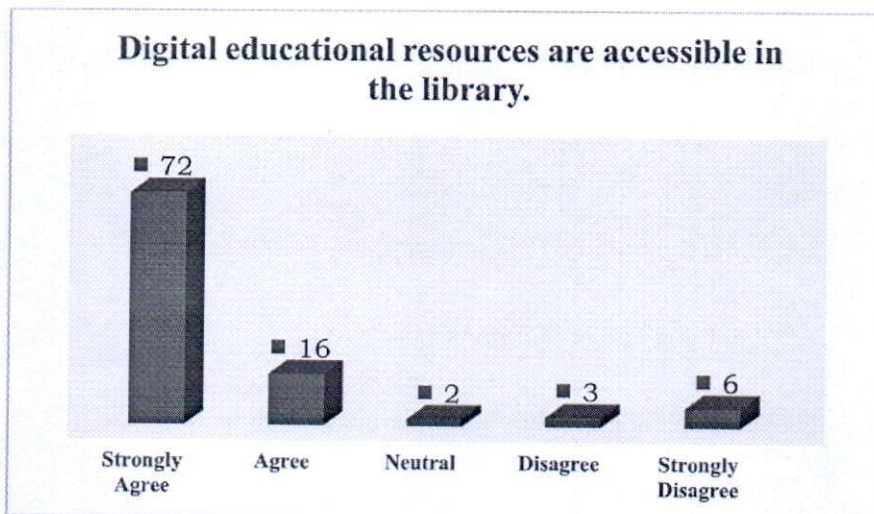


A large majority of respondents (93%) find the reading space in the library to be suitable, with 78% strongly agreeing. However, a small percentage (7%) either disagree or are neutral, suggesting that a few students may feel the reading space could be improved.



Digital educational resources are accessible in the library.

Response	Percentage	Respondents
Strongly Agree	72	94
Agree	16	21
Neutral	2	3
Disagree	3	4
Strongly Disagree	6	8
Total	100	130

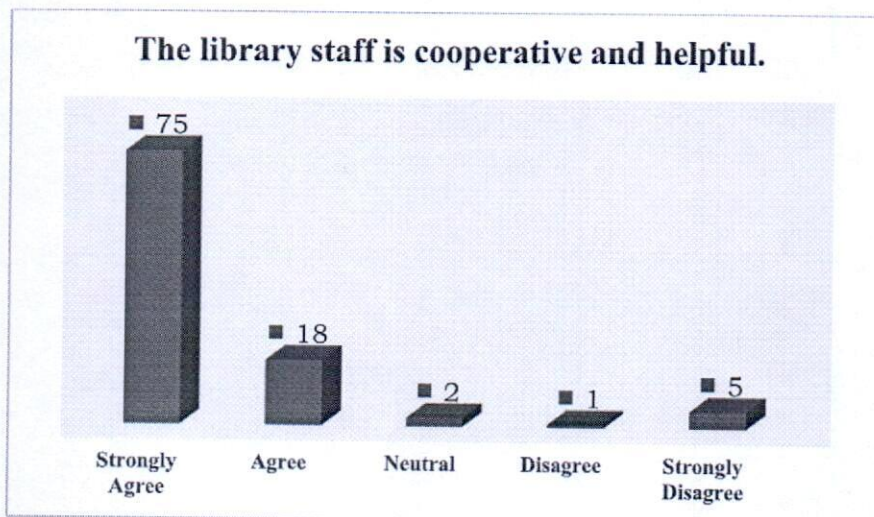


A significant majority of respondents (88%) believe that digital educational resources are accessible in the library, with 72% strongly agreeing. However, a small percentage (9%) either disagree or are neutral, indicating that a few students may have difficulty accessing these resources or feel improvements are needed.



The library staff is cooperative and helpful.

Response	Percentage	Respondents
Strongly Agree	75	97
Agree	18	23
Neutral	2	3
Disagree	1	1
Strongly Disagree	5	6
Total	100	130

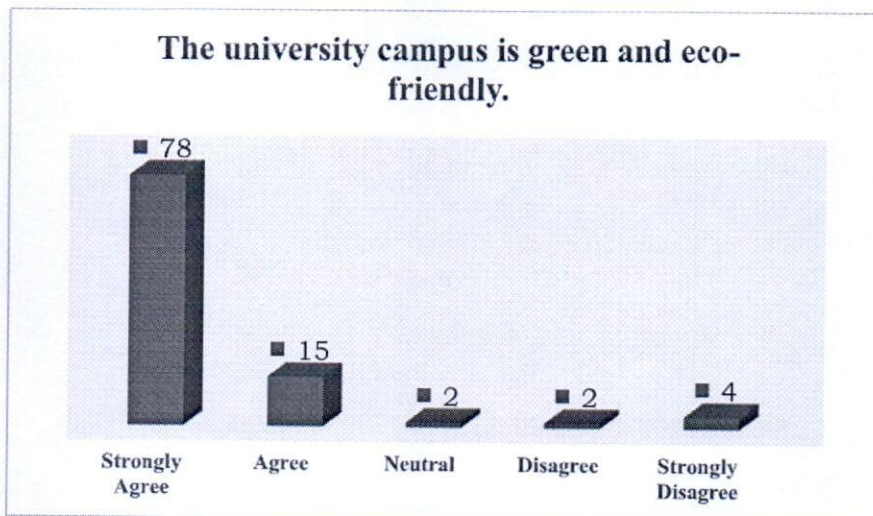


Most respondents (93%) believe the library staff is cooperative and helpful, with 75% strongly agreeing. However, a small percentage (6%) either disagree or are neutral, indicating that a few students may not have had satisfactory interactions with the staff or feel improvements are needed in terms of support.



The university campus is green and eco-friendly.

Response	Percentage	Respondents
Strongly Agree	78	101
Agree	15	20
Neutral	2	2
Disagree	2	2
Strongly Disagree	4	5
Total	100	130

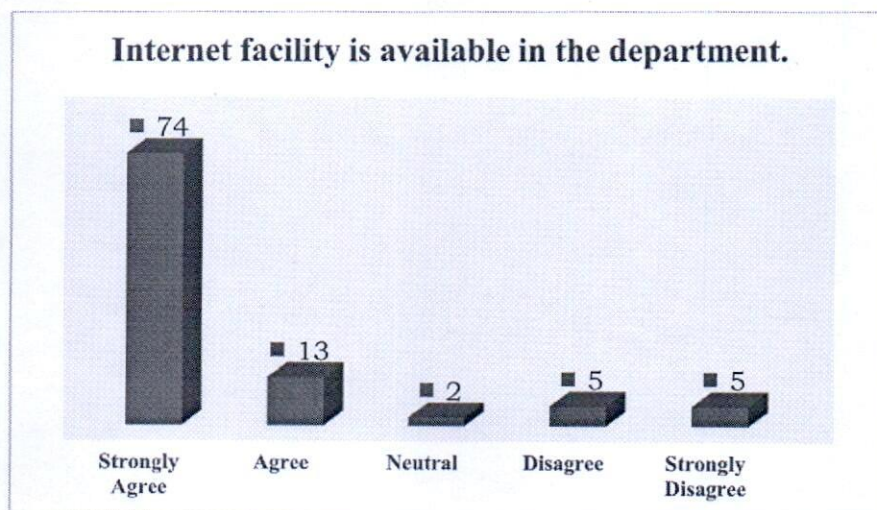


In summary, most respondents (93%) either strongly agree or agree that the university campus is green and eco-friendly, with a very small percentage disagreeing or remaining neutral.



Internet facility is available in the department.

Response	Percentage	Respondents
Strongly Agree	74	96
Agree	13	17
Neutral	2	3
Disagree	5	7
Strongly Disagree	5	7
Total	100	130

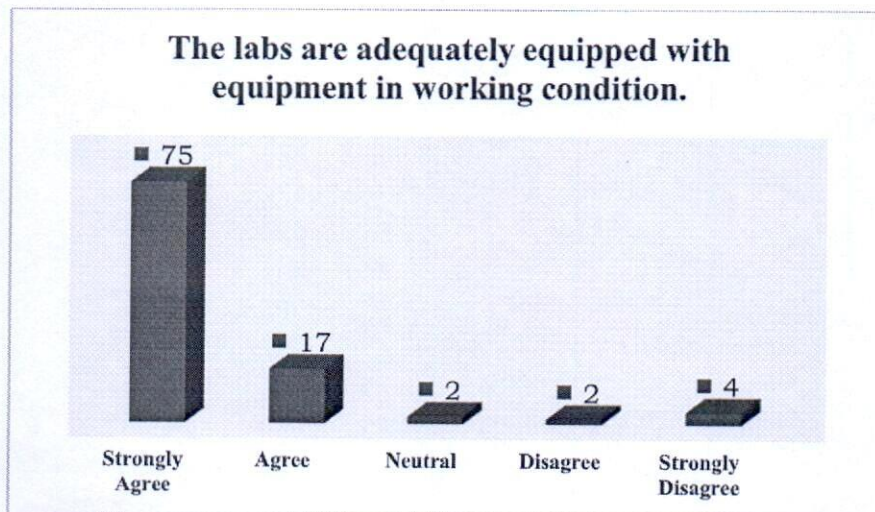


In summary, a large majority (87%) of respondents agree that the internet facility is available in the department, with a small percentage expressing disagreement or neutrality.




The labs are adequately equipped with equipment in working condition.

Response	Percentage	Respondents
Strongly Agree	75	98
Agree	17	22
Neutral	2	3
Disagree	2	2
Strongly Disagree	4	5
Total	100	130

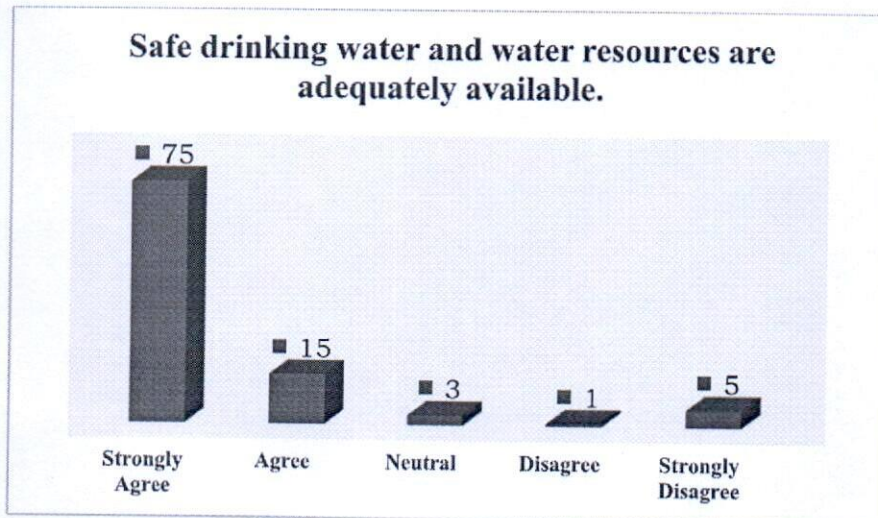


The majority (92%) of respondents agree that the labs are well-equipped and the equipment is in working condition, with only a small percentage expressing disagreement or neutrality.



Safe drinking water and water resources are adequately available.

Response	Percentage	Respondents
Strongly Agree	75	98
Agree	15	20
Neutral	3	4
Disagree	1	1
Strongly Disagree	5	7
Total	100	130




A significant majority (90%) of respondents believe that safe drinking water and water resources are adequately available, with only a small percentage expressing disagreement or neutrality.



Classrooms are clean and are properly maintained.

Response	Percentage	Respondents
Strongly Agree	75	98
Agree	16	20
Neutral	3	4
Disagree	2	3
Strongly Disagree	4	5
Total	100	130




In summary, a large majority (91%) of respondents agree that the classrooms are clean and well-maintained, with only a small percentage expressing disagreement or neutrality.



Washrooms/ Toilets are clean, hygienic, and well maintained.

Response	Percentage	Respondents
Strongly Agree	75	97
Agree	17	22
Neutral	2	3
Disagree	3	4
Strongly Disagree	3	4
Total	100	130

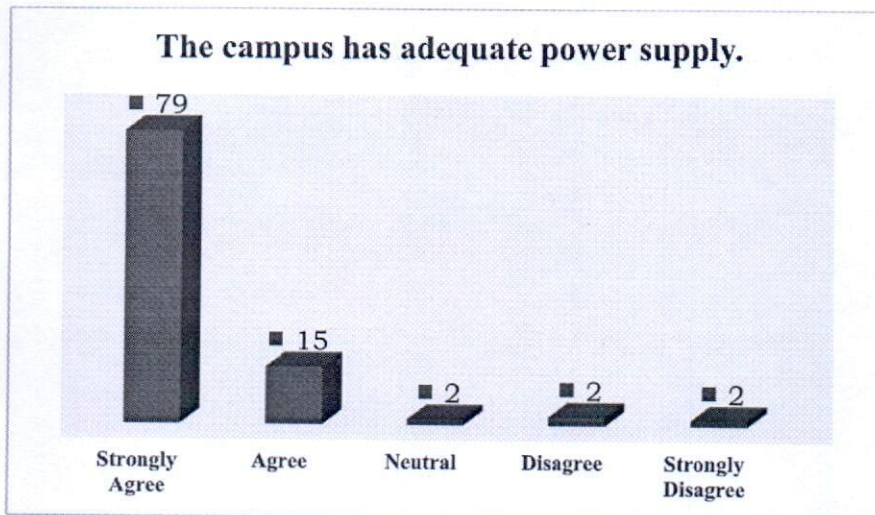


In summary, a significant majority (92%) of respondents believe that the washrooms/toilets are clean, hygienic, and well maintained, with a small percentage expressing disagreement or neutrality.



The campus has adequate power supply.

Response	Percentage	Respondents
Strongly Agree	79	103
Agree	15	20
Neutral	2	2
Disagree	2	3
Strongly Disagree	2	2
Total	100	130

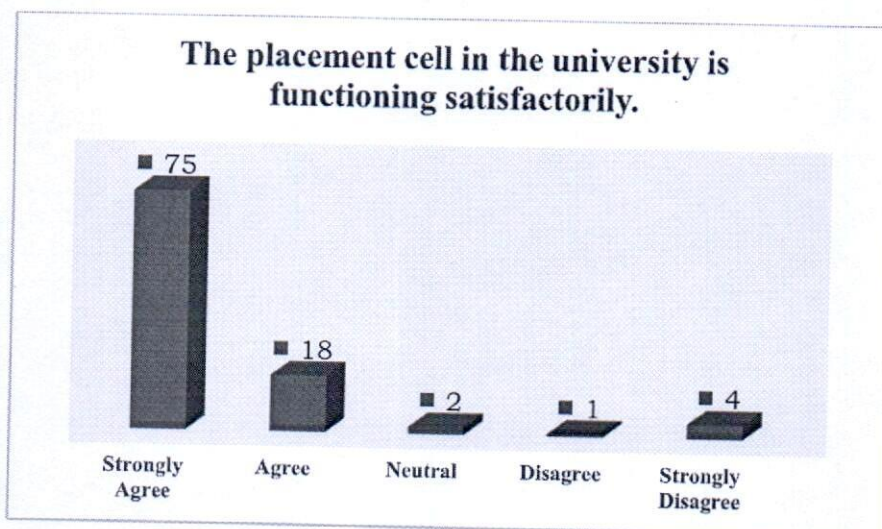


In summary, a large majority (94%) of respondents believe that the campus has an adequate power supply, with only a small percentage expressing disagreement or neutrality.



The placement cell in the university is functioning satisfactorily.

Response	Percentage	Respondents
Strongly Agree	75	97
Agree	18	23
Neutral	2	3
Disagree	1	1
Strongly Disagree	4	6
Total	100	130

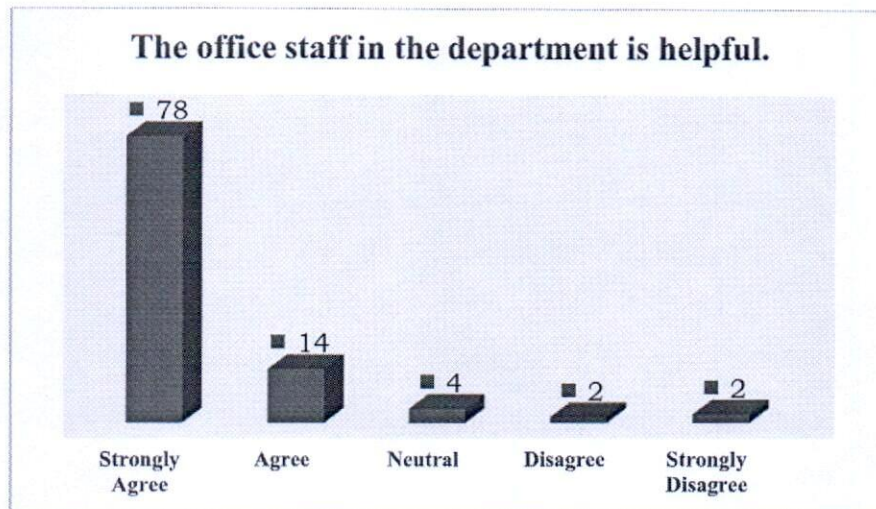


In summary, a large majority (93%) of respondents believe the placement cell is functioning satisfactorily, with only a small percentage expressing disagreement or neutrality.



The office staff in the department is helpful.

Response	Percentage	Respondents
Strongly Agree	78	101
Agree	14	19
Neutral	4	5
Disagree	2	2
Strongly Disagree	2	3
Total	100	130




In summary, a significant majority (92%) of respondents find the office staff helpful, with only a small percentage expressing disagreement or neutrality.

Sufficient opportunities are provided by the NCC units and NSS units of the University.

Response	Percentage	Respondents
Strongly Agree	75	98
Agree	14	19
Neutral	4	5
Disagree	2	2
Strongly Disagree	5	6
Total	100	130

Sufficient opportunities are provided by the NCC units and NSS units of the University.

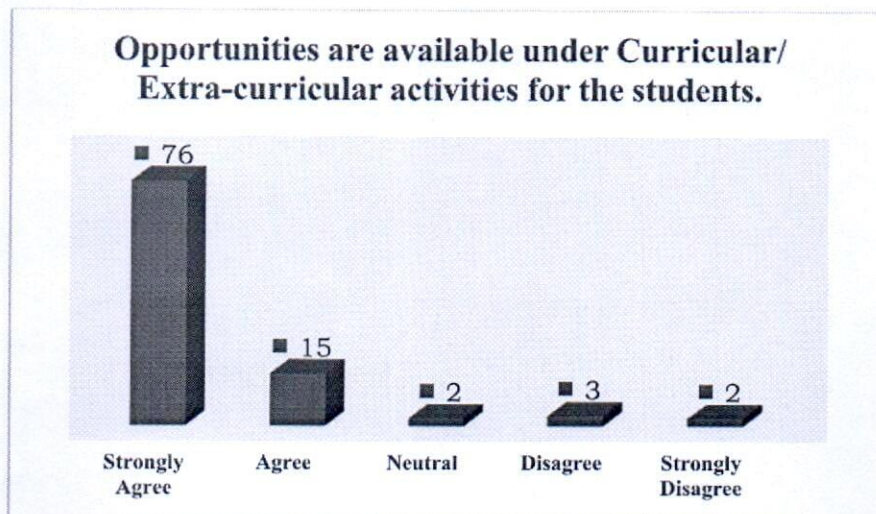


In summary, a large majority (89%) of respondents believe that sufficient opportunities are provided by the NCC and NSS units, with only a small percentage expressing disagreement or neutrality.



Opportunities are available under Curricular/ Extra-curricular activities for the students.

Response	Percentage	Respondents
Strongly Agree	76	99
Agree	15	21
Neutral	2	3
Disagree	3	4
Strongly Disagree	2	3
Total	100	130



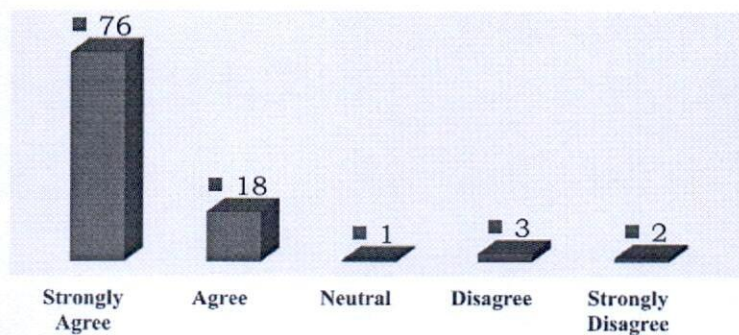
A significant majority (91%) of respondents believe that opportunities are available under curricular and extracurricular activities, with only a small percentage expressing disagreement or neutrality.



Adequate facilities related to sports / gymnasium/ recreation are provided by the University.

Response	Percentage	Respondents
Strongly Agree	76	99
Agree	18	24
Neutral	1	1
Disagree	3	4
Strongly Disagree	2	2
Total	100	130

Adequate facilities related to sports / gymnasium/ recreation are provided by the University.




A large majority (94%) of respondents believe that the university provides adequate sports, gymnasium, and recreational facilities, with only a small percentage expressing disagreement or neutrality.



Appropriate medical facilities are available in the University campus.

Response	Percentage	Respondents
Strongly Agree	75	98
Agree	16	21
Neutral	3	4
Disagree	2	2
Strongly Disagree	4	5
Total	100	130

Appropriate medical facilities are available in the University campus.




A large majority (91%) of respondents believe that appropriate medical facilities are available on campus, with only a small percentage expressing disagreement or neutrality.



Facilities provided in the University hostels are adequate.

Response	Percentage	Respondents
Strongly Agree	73	95
Agree	17	23
Neutral	5	6
Disagree	2	2
Strongly Disagree	3	4
Total	100	130

Facilities provided in the University hostels are adequate.

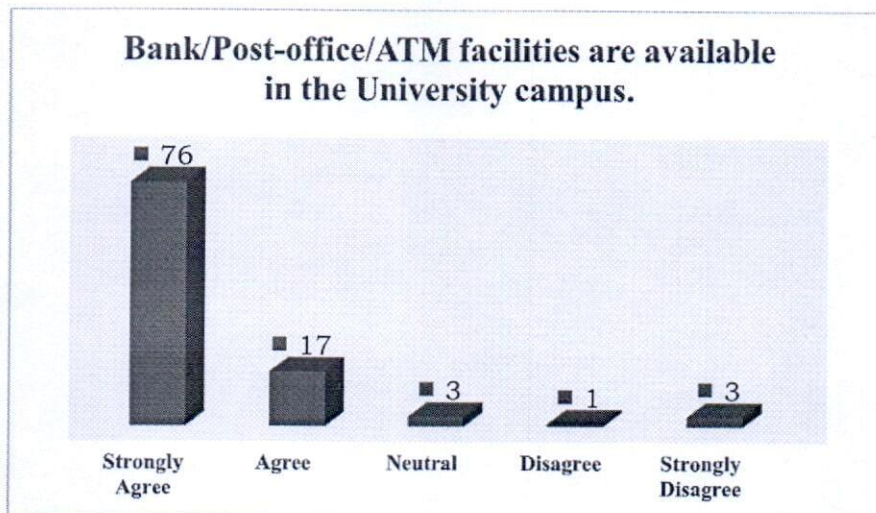


In summary, a large majority (90%) of respondents believe that the facilities in the university hostels are adequate, with a small percentage expressing disagreement or neutrality.



Bank/Post-office/ATM facilities are available in the University campus.

Response	Percentage	Respondents
Strongly Agree	76	99
Agree	17	22
Neutral	3	4
Disagree	1	1
Strongly Disagree	3	4
Total	100	130



A large majority (93%) of respondents believe that these facilities are available on campus, with only a small percentage expressing disagreement or neutrality.



SECTION - ALUMNI



RESEARCH METHODOLOGY

Data Type:	Primary
Data Collection Tool:	Survey (Online)
Sample Size:	69
Sample Frame:	Students of IFTM University who passed out of the University before 2023-24 from School of Engineering & Technology
Sampling:	Probability Sampling
Questionnaire:	Five-point Likert scale

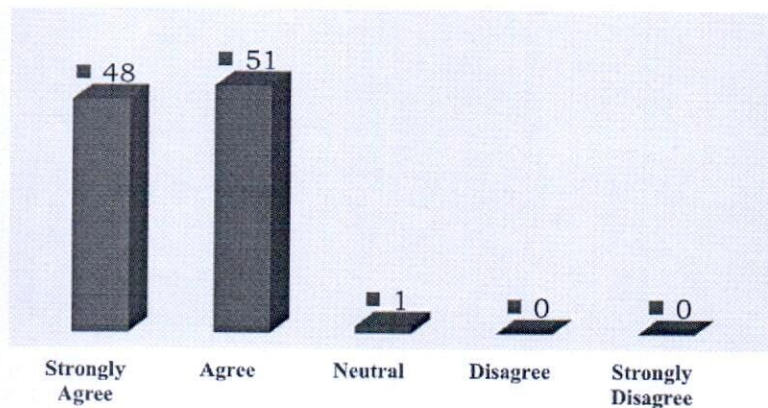


PART – A CURRICULUM

The curriculum provided added flexibility and diversity among the offered courses across the programmes.

Response	Percentage	Respondents
Strongly Agree	48	33
Agree	51	35
Neutral	1	1
Disagree	0	0
Strongly Disagree	0	0
Total	100	69

The curriculum provided added flexibility and diversity among the offered courses across the programmes.

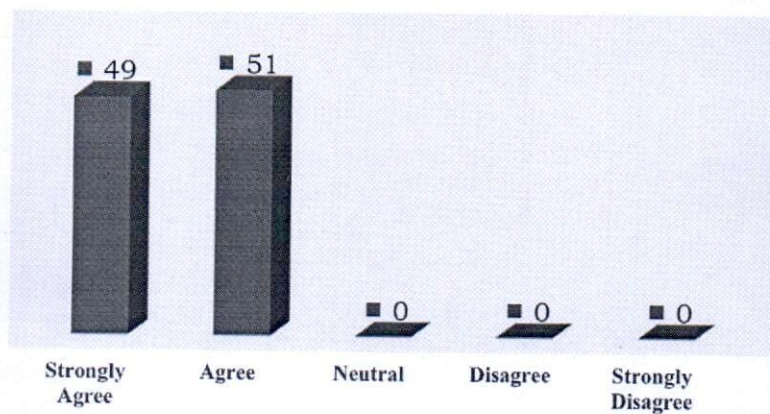


An overwhelming majority (99%) of respondents agree that the curriculum provides flexibility and diversity, with only 1% expressing neutrality and no negative responses.

The curriculum based on courses of the programme led to employability, skill development and entrepreneurship.

Response	Percentage	Respondents
Strongly Agree	49	34
Agree	51	35
Neutral	0	0
Disagree	0	0
Strongly Disagree	0	0
Total	100	69

The curriculum based on courses of the programme led to employability, skill development and entrepreneurship.

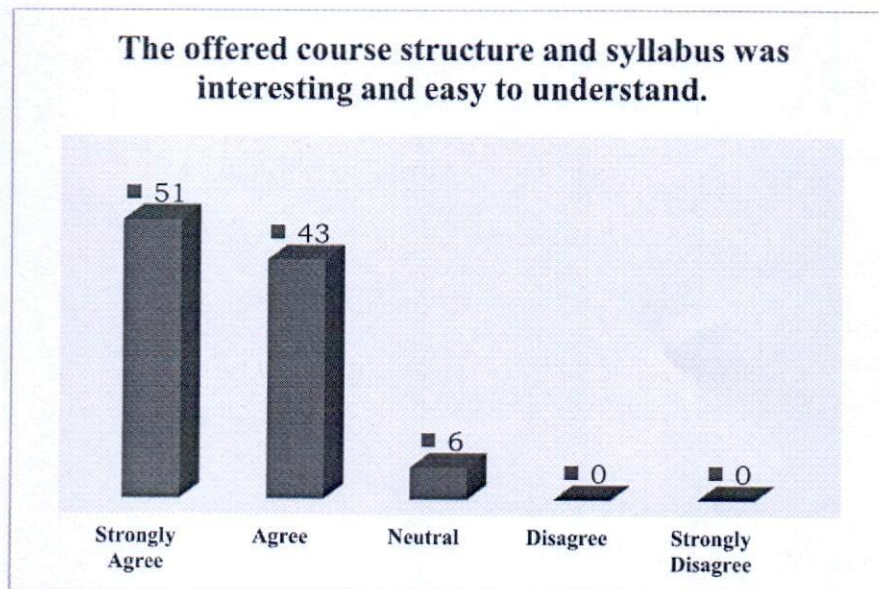


All respondents (100%) agree that the curriculum enhances employability, skill development, and entrepreneurship, with no neutral or negative responses.



The offered course structure and syllabus was interesting and easy to understand.

Response	Percentage	Respondents
Strongly Agree	51	35
Agree	43	30
Neutral	6	4
Disagree	0	0
Strongly Disagree	0	0
Total	100	69

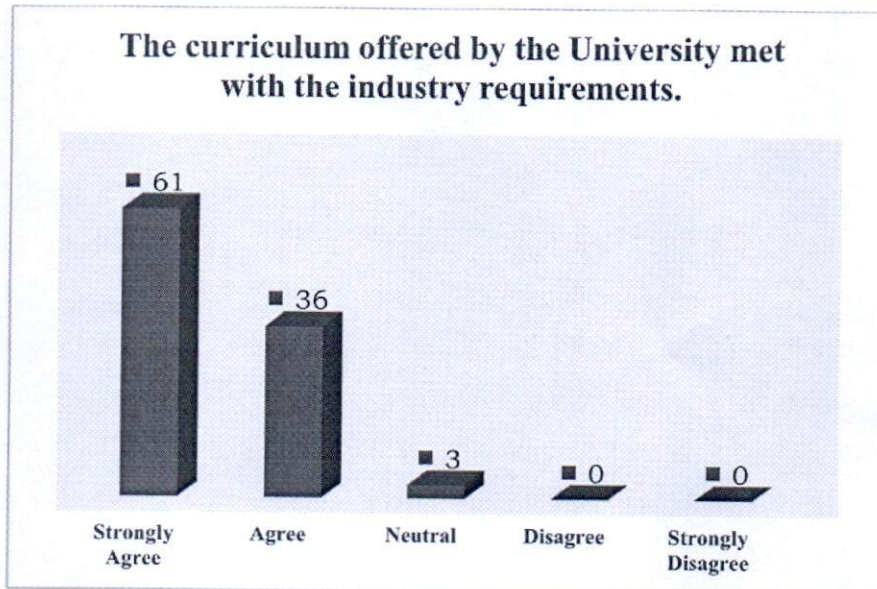


A majority (94%) of respondents found the course structure and syllabus interesting and easy to understand, while a small percentage (6%) remained neutral and no one expressed disagreement.



The curriculum offered by the University met with the industry requirements.

Response	Percentage	Respondents
Strongly Agree	61	42
Agree	36	25
Neutral	3	2
Disagree	0	0
Strongly Disagree	0	0
Total	100	69



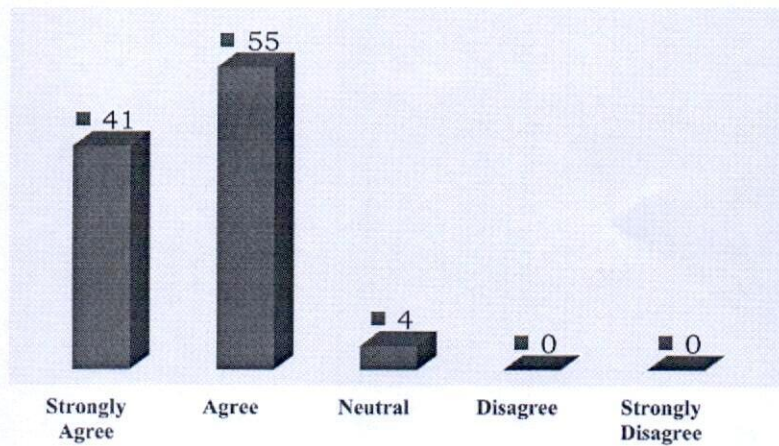
A significant majority (97%) of respondents agree that the curriculum aligns with industry requirements, with only 3% remaining neutral and no negative responses.



The offered curriculum ensured the development of communication skills.

Response	Percentage	Respondents
Strongly Agree	41	28
Agree	55	38
Neutral	4	3
Disagree	0	0
Strongly Disagree	0	0
Total	100	69

The offered curriculum ensured the development of communication skills.

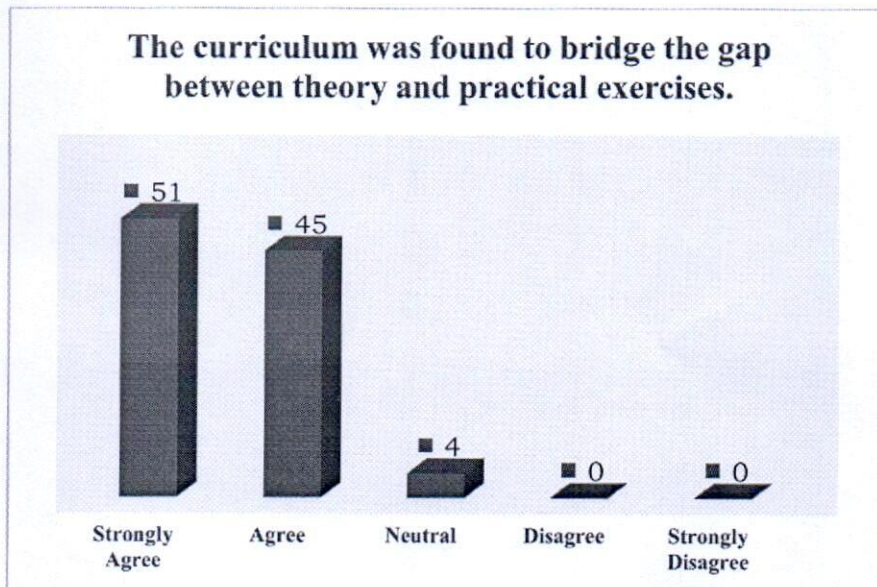


In summary, a majority (96%) of respondents agree that the curriculum supports the development of communication skills, with a small percentage (4%) remaining neutral and no negative responses.



The curriculum was found to bridge the gap between theory and practical exercises.

Response	Percentage	Respondents
Strongly Agree	51	35
Agree	45	31
Neutral	4	3
Disagree	0	0
Strongly Disagree	0	0
Total	100	69



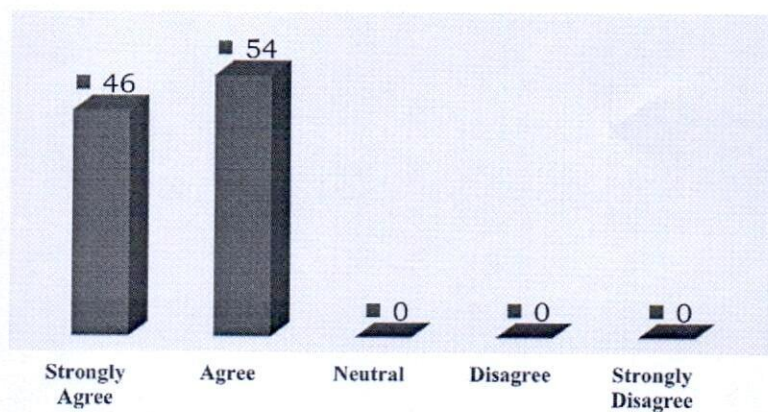
A significant majority (96%) of respondents believe the curriculum effectively bridges the gap between theory and practical exercises, with a small percentage (4%) remaining neutral and no negative responses.



The Value added courses (VAC) offered by the University were relevant to develop more learning skills.

Response	Percentage	Respondents
Strongly Agree	46	32
Agree	54	37
Neutral	0	0
Disagree	0	0
Strongly Disagree	0	0
Total	100	69

The Value added courses (VAC) offered by the University were relevant to develop more learning skills.

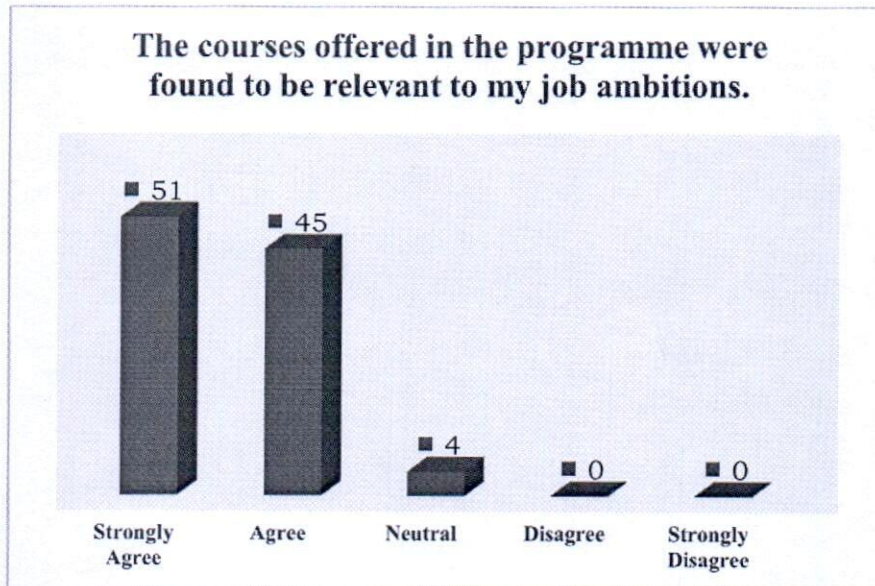


All respondents (100%) agree that the Value-Added Courses were relevant and effective for developing learning skills, with no neutral or negative responses.



The courses offered in the programme were found to be relevant to my job ambitions.

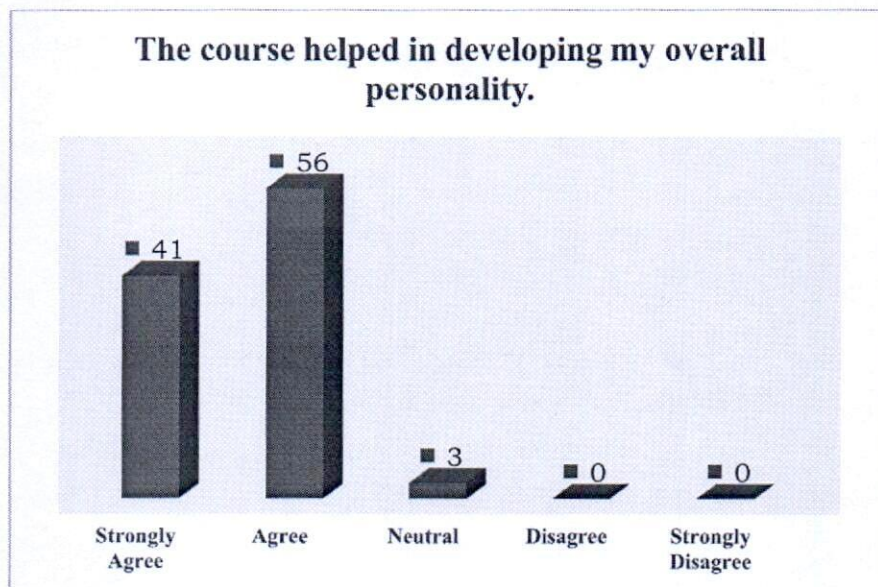
Response	Percentage	Respondents
Strongly Agree	51	35
Agree	45	31
Neutral	4	3
Disagree	0	0
Strongly Disagree	0	0
Total	100	69



A significant majority (96%) of respondents agree that the courses are relevant to their job ambitions, with a small percentage (4%) expressing neutrality and no negative responses.

The course helped in developing my overall personality.

Response	Percentage	Respondents
Strongly Agree	41	28
Agree	56	39
Neutral	3	2
Disagree	0	0
Strongly Disagree	0	0
Total	100	69

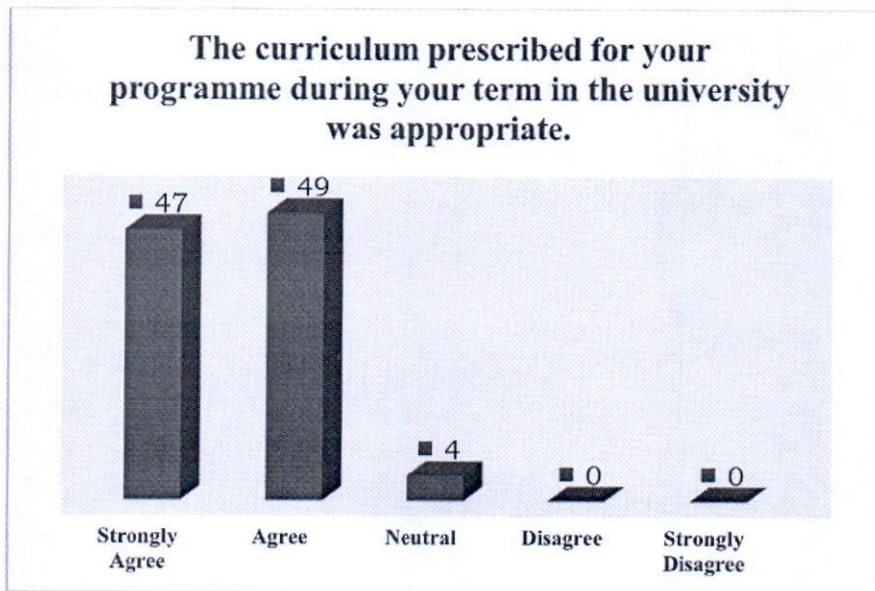


An overwhelming majority (97%) of respondents agree that the course contributed to their overall personality development, with a small percentage (3%) expressing neutrality and no negative responses.



The curriculum prescribed for your programme during your term in the university was appropriate.

Response	Percentage	Respondents
Strongly Agree	47	32
Agree	49	34
Neutral	4	3
Disagree	0	0
Strongly Disagree	0	0
Total	100	69



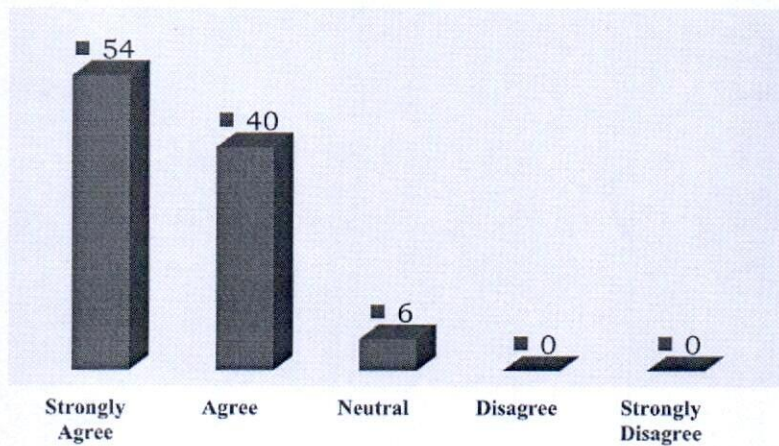
A significant majority (96%) of respondents agree that the curriculum was appropriate for their program, with a small percentage (4%) expressing neutrality and no negative responses.



Academic environment available in the University was found to be favourable.

Response	Percentage	Respondents
Strongly Agree	54	37
Agree	40	28
Neutral	6	4
Disagree	0	0
Strongly Disagree	0	0
Total	100	69

Academic environment available in the University was found to be favourable.



A majority (94%) of respondents feel that the academic environment in the university was favourable, with a small percentage (6%) remaining neutral and no negative responses.

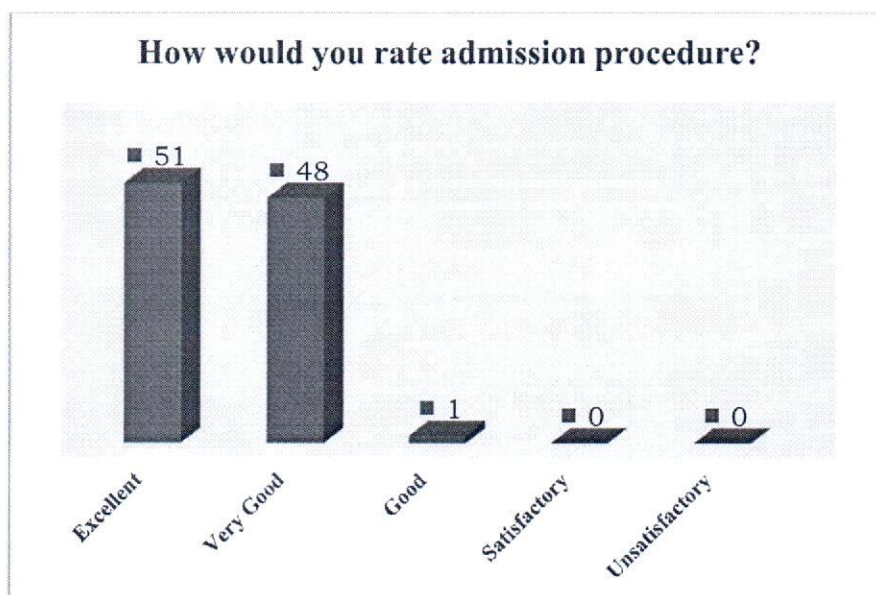


PART – B

INSTITUTIONAL FACILITIES

How would you rate admission procedure?

Response	Percentage	Respondents
Excellent	51	35
Very Good	48	33
Good	1	1
Satisfactory	0	0
Unsatisfactory	0	0
Total	100	69




A large majority (99%) of respondents rated the admission procedure positively, with 51% rating it as excellent and 48% as very good, while only a small percentage (1%) gave it a good rating. No respondents found the procedure satisfactory or unsatisfactory.



How would you rate fee structure of the programmes offered by the university?

Response	Percentage	Respondents
Excellent	54	37
Very Good	43	30
Good	3	2
Satisfactory	0	0
Unsatisfactory	0	0
Total	100	69

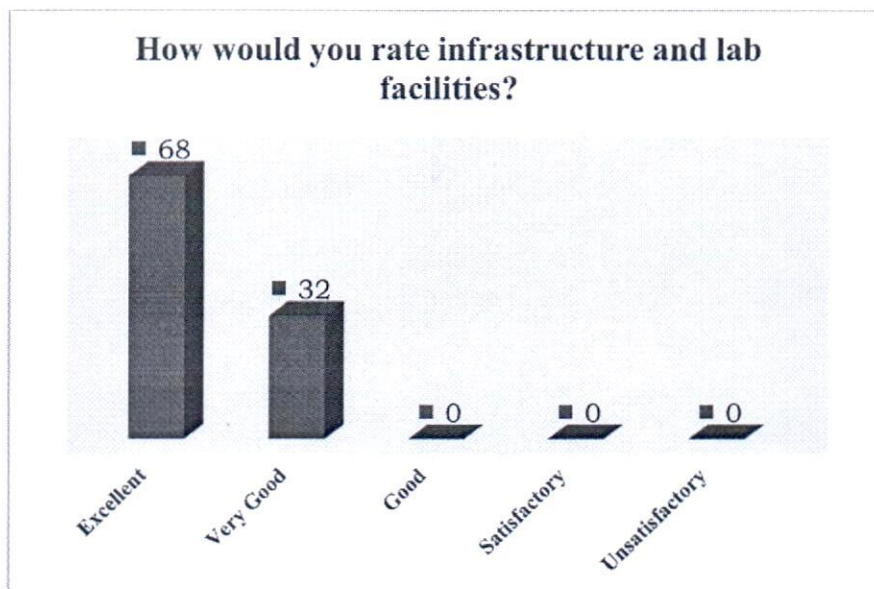


A significant majority (97%) of respondents rated the fee structure positively, with 54% rating it as excellent and 43% as very good, while only a small percentage (3%) gave it a good rating. No respondents found the fee structure to be satisfactory or unsatisfactory.



How would you rate infrastructure and lab facilities?

Response	Percentage	Respondents
Excellent	68	47
Very Good	32	22
Good	0	0
Satisfactory	0	0
Unsatisfactory	0	0
Total	100	69

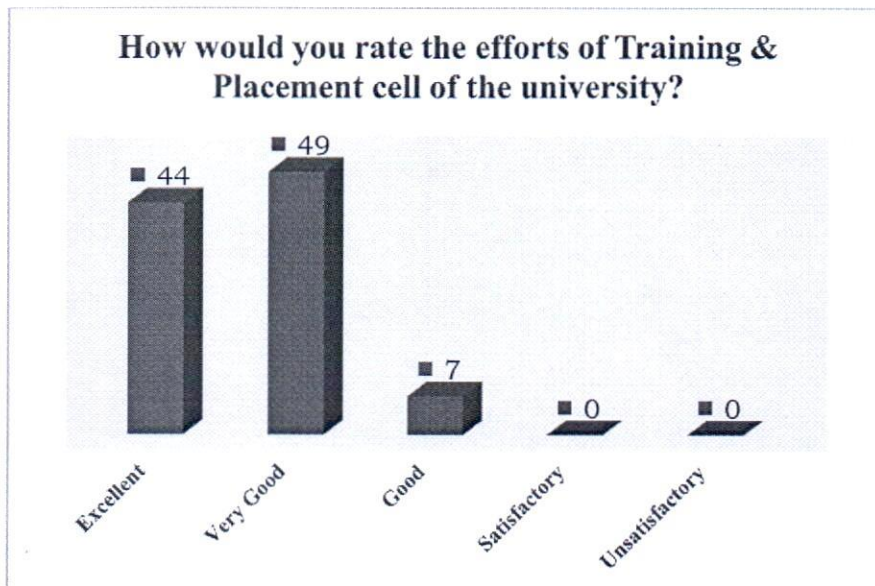


All respondents (100%) rated the infrastructure and lab facilities positively, with 68% giving it an excellent rating and 32% rating it as very good. No respondents rated it as good, satisfactory, or unsatisfactory.



How would you rate the efforts of Training & Placement cell of the university?

Response	Percentage	Respondents
Excellent	44	30
Very Good	49	34
Good	7	5
Satisfactory	0	0
Unsatisfactory	0	0
Total	100	69

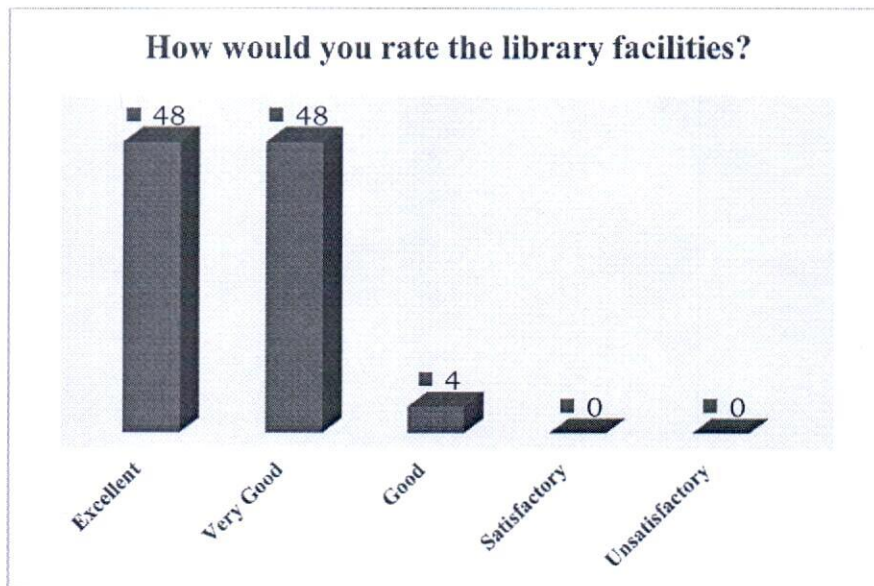


A majority (93%) of respondents rated the efforts of the Training & Placement cell positively, with 44% rating it as excellent and 49% as very good. A small percentage (7%) gave it a good rating, and no respondents rated it as satisfactory or unsatisfactory.



How would you rate the library facilities?

Response	Percentage	Respondents
Excellent	48	33
Very Good	48	33
Good	4	3
Satisfactory	0	0
Unsatisfactory	0	0
Total	100	69

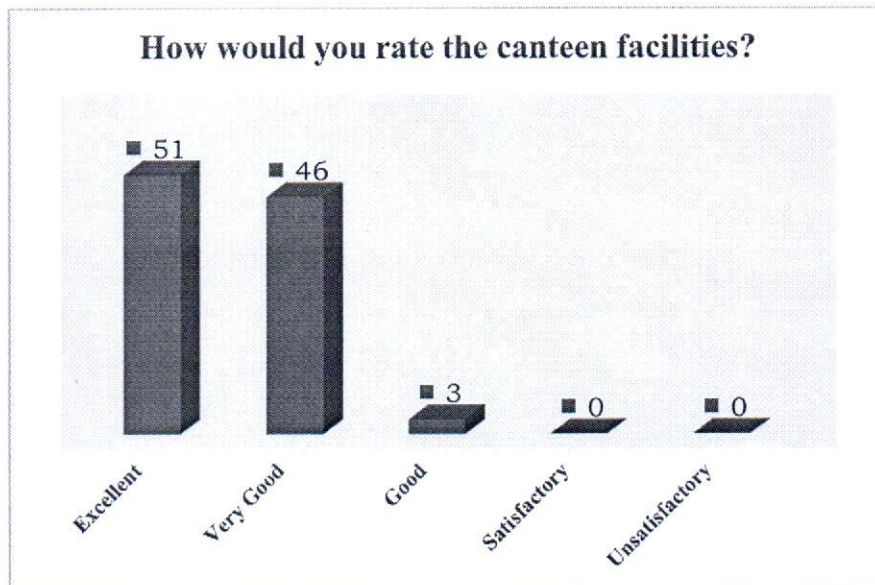


A large majority (96%) of respondents rated the library facilities positively, with 48% giving it an excellent rating and 48% rating it as very good. Only a small percentage (4%) rated it as good, and no respondents rated it as satisfactory or unsatisfactory.



How would you rate the canteen facilities?

Response	Percentage	Respondents
Excellent	51	35
Very Good	46	32
Good	3	2
Satisfactory	0	0
Unsatisfactory	0	0
Total	100	69

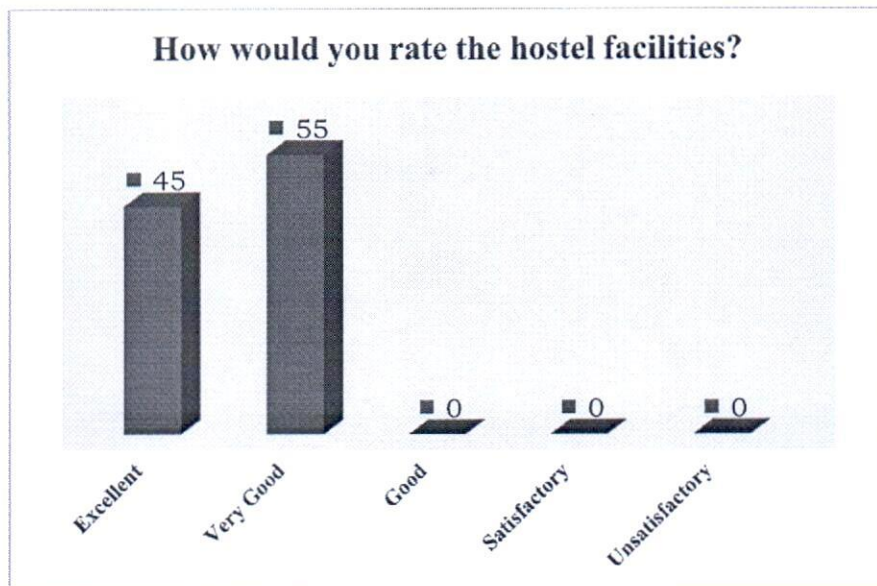


A majority (97%) of respondents rated the canteen facilities positively, with 51% giving it an excellent rating and 46% rating it as very good. Only a small percentage (3%) rated it as good, and no respondents rated it as satisfactory or unsatisfactory



How would you rate the hostel facilities?

Response	Percentage	Respondents
Excellent	45	31
Very Good	55	38
Good	0	0
Satisfactory	0	0
Unsatisfactory	0	0
Total	100	69

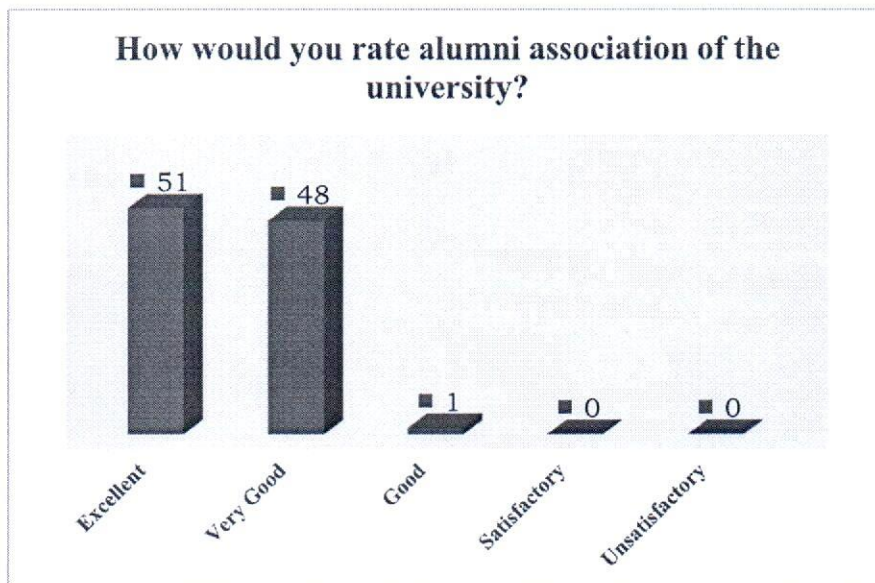


All respondents (100%) rated the hostel facilities positively, with 45% rating them as excellent and 55% as very good. No respondents rated the facilities as good, satisfactory, or unsatisfactory.



How would you rate alumni association of the university?

Response	Percentage	Respondents
Excellent	51	35
Very Good	48	33
Good	1	1
Satisfactory	0	0
Unsatisfactory	0	0
Total	100	69

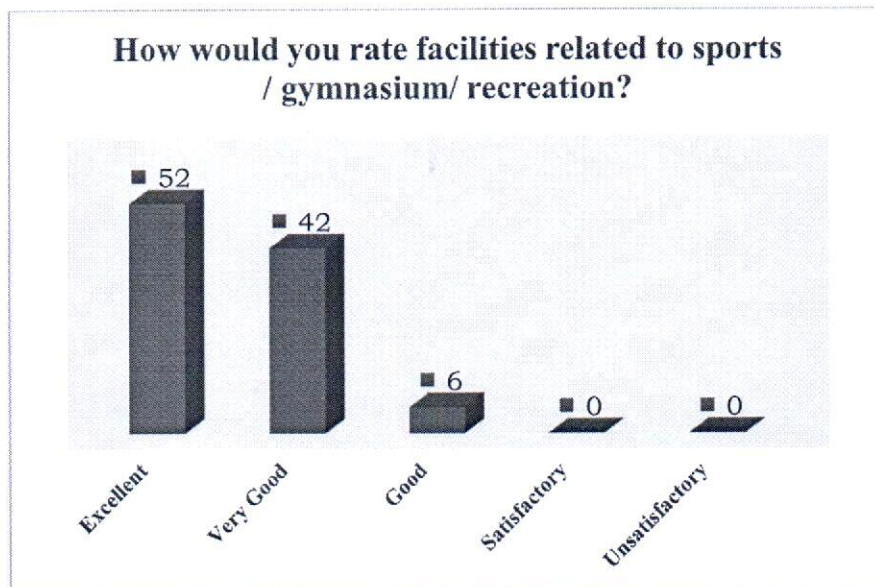


A vast majority (99%) of respondents rated the alumni association positively, with 51% giving it an excellent rating and 48% rating it as very good. Only a small percentage (1%) rated it as good, and no respondents rated it as satisfactory or unsatisfactory.



How would you rate facilities related to sports / gymnasium/ recreation?

Response	Percentage	Respondents
Excellent	52	36
Very Good	42	29
Good	6	4
Satisfactory	0	0
Unsatisfactory	0	0
Total	100	69

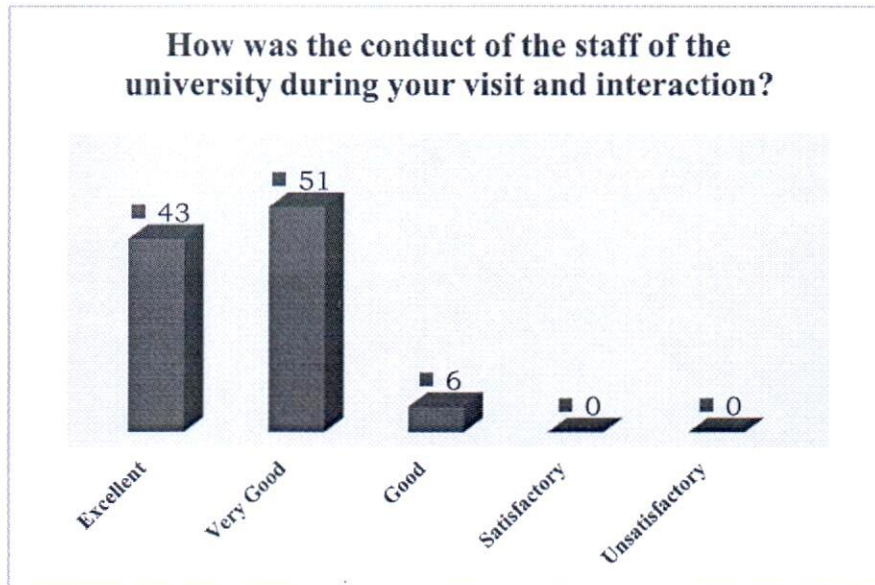


A majority (94%) of respondents rated the sports, gymnasium, and recreation facilities positively, with 52% giving it an excellent rating and 42% rating it as very good. A small percentage (6%) rated it as good, and no respondents rated it as satisfactory or unsatisfactory.



How was the conduct of the staff of the university during your visit and interaction?

Response	Percentage	Respondents
Excellent	43	30
Very Good	51	35
Good	6	4
Satisfactory	0	0
Unsatisfactory	0	0
Total	100	69

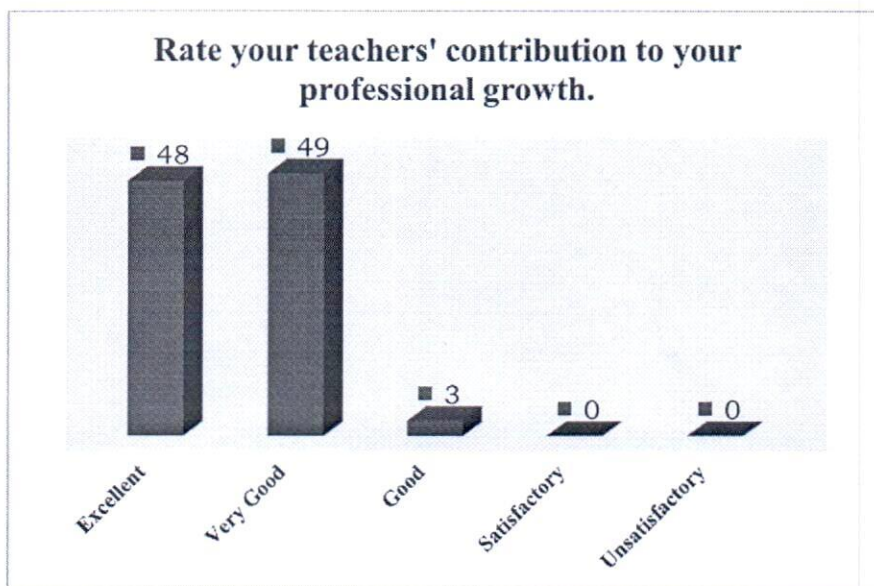


A large majority (94%) of respondents rated the conduct of the university staff positively, with 43% giving it an excellent rating and 51% rating it as very good. A small percentage (6%) rated it as good, and no respondents rated it as satisfactory or unsatisfactory.



Rate your teachers' contribution to your professional growth.

Response	Percentage	Respondents
Excellent	48	33
Very Good	49	34
Good	3	2
Satisfactory	0	0
Unsatisfactory	0	0
Total	100	69

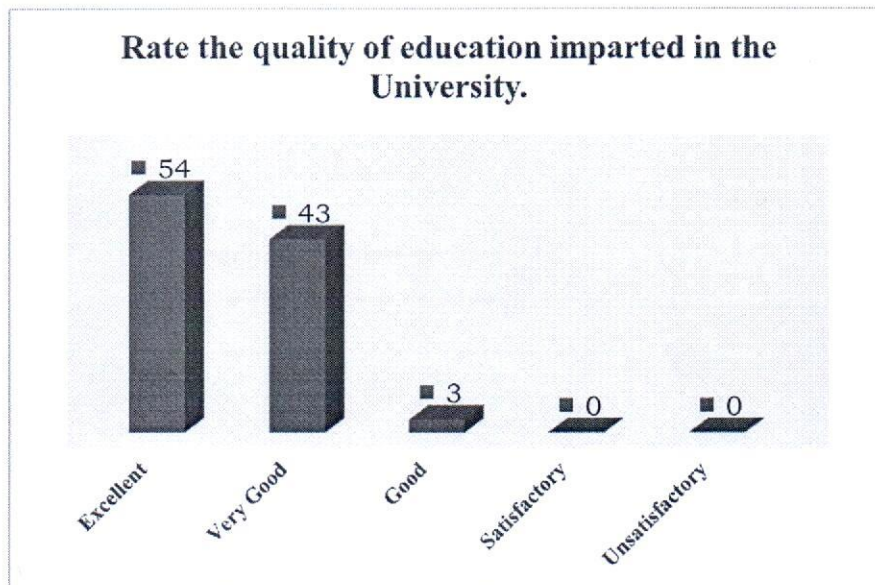


A large majority (97%) of respondents rated their teachers' contribution to their professional growth positively, with 48% giving it an excellent rating and 49% rating it as very good. Only a small percentage (3%) rated it as good, and no respondents rated it as satisfactory or unsatisfactory.



Rate the quality of education imparted in the University.

Response	Percentage	Respondents
Excellent	54	37
Very Good	43	30
Good	3	2
Satisfactory	0	0
Unsatisfactory	0	0
Total	100	69

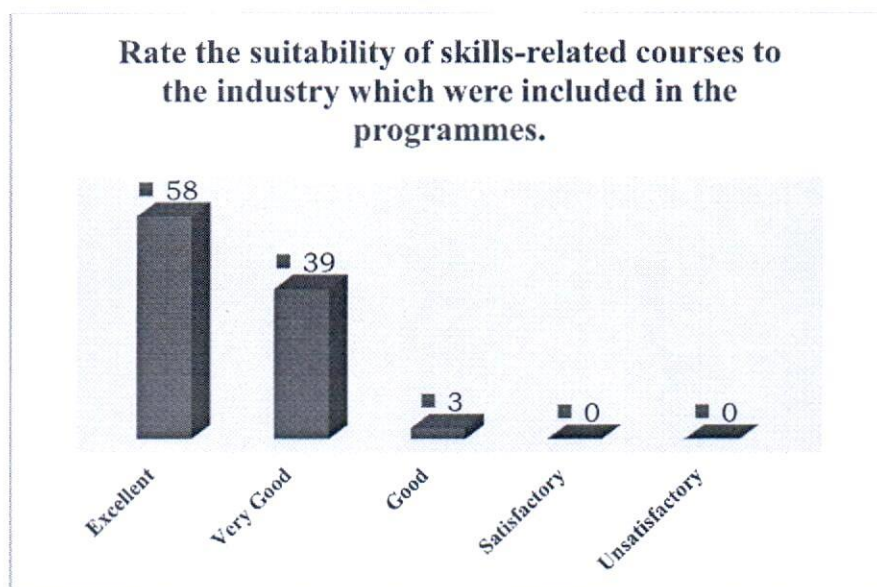


A large majority (97%) of respondents rated the quality of education positively, with 54% giving it an excellent rating and 43% rating it as very good. Only a small percentage (3%) rated it as good, and no respondents rated it as satisfactory or unsatisfactory.



Rate the suitability of skills-related courses to the industry which were included in the programmes.

Response	Percentage	Respondents
Excellent	58	40
Very Good	39	27
Good	3	2
Satisfactory	0	0
Unsatisfactory	0	0
Total	100	69

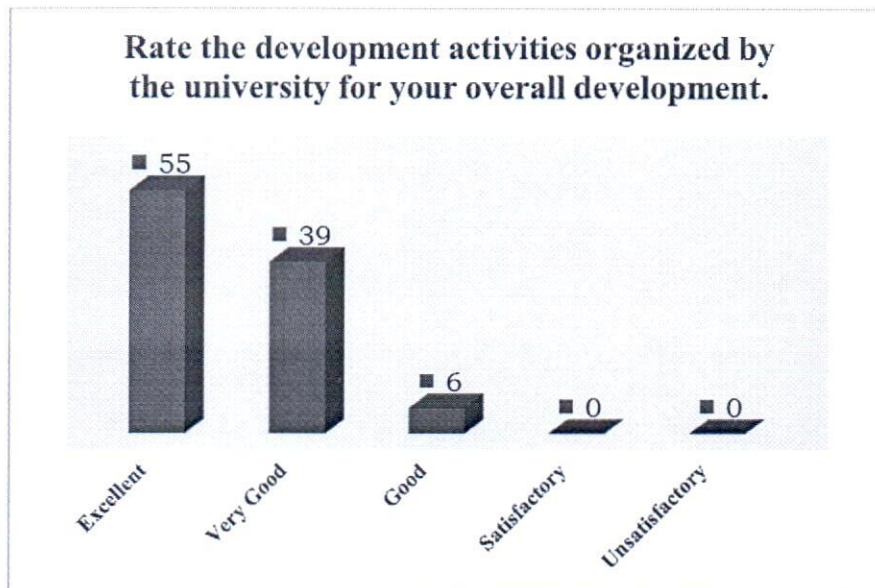


A large majority (97%) of respondents rated the suitability of skills-related courses positively, with 58% giving it an excellent rating and 39% rating it as very good. Only a small percentage (3%) rated it as good, and no respondents rated it as satisfactory or unsatisfactory.



Rate the development activities organized by the university for your overall development.

Response	Percentage	Respondents
Excellent	55	38
Very Good	39	27
Good	6	4
Satisfactory	0	0
Unsatisfactory	0	0
Total	100	69

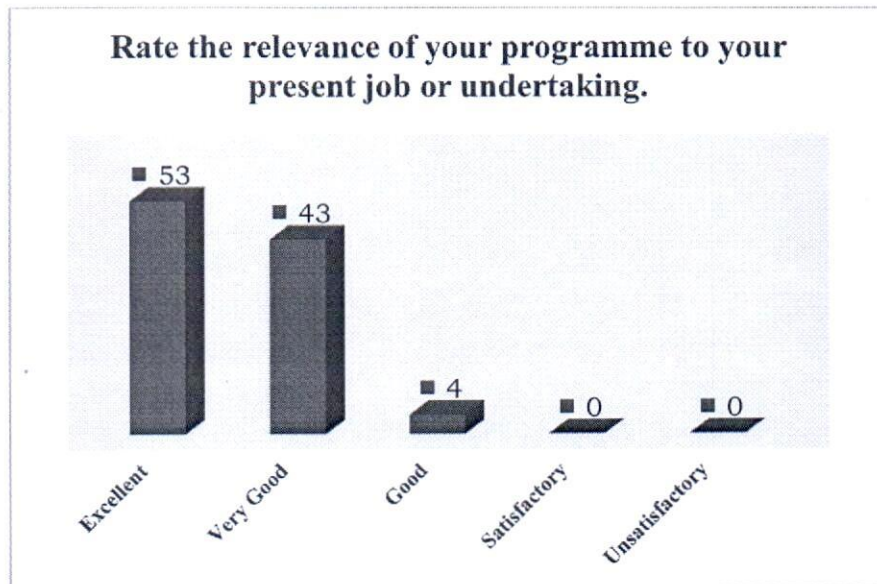


A majority (94%) of respondents rated the development activities positively, with 55% giving them an excellent rating and 39% rating them as very good. A small percentage (6%) rated it as good, and no respondents rated it as satisfactory or unsatisfactory.



Rate the relevance of your programme to your present job or undertaking.

Response	Percentage	Respondents
Excellent	53	36
Very Good	43	30
Good	4	3
Satisfactory	0	0
Unsatisfactory	0	0
Total	100	69



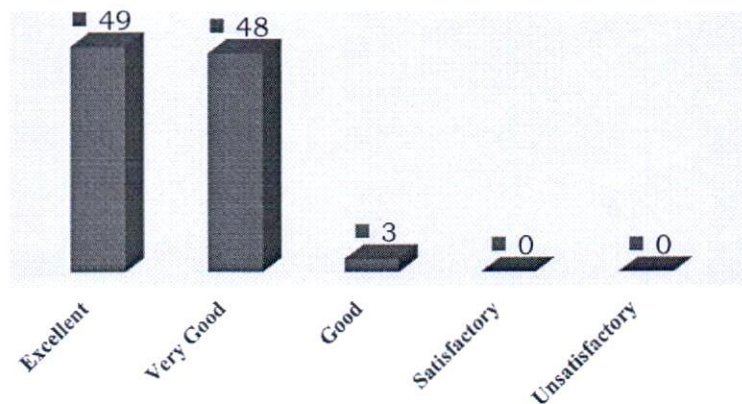
A large majority (96%) of respondents rated the relevance of their program positively, with 53% giving it an excellent rating and 43% rating it as very good. A small percentage (4%) rated it as good, and no respondents rated it as satisfactory or unsatisfactory.



The efforts of the University for Personality Development/ Soft Skills/ Group Discussion Techniques.

Response	Percentage	Respondents
Excellent	49	34
Very Good	48	33
Good	3	2
Satisfactory	0	0
Unsatisfactory	0	0
Total	100	69

The efforts of the University for Personality Development/ Soft Skills/ Group Discussion Techniques.



A large majority (97%) of respondents rated the university's efforts for personality development, soft skills, and group discussion techniques positively, with 49% giving it an excellent rating and 48% rating it as very good. Only a small percentage (3%) rated it as good, and no respondents rated it as satisfactory or unsatisfactory.



SECTION - EMPLOYER



RESEARCH METHODOLOGY


Data Type:	Primary
Data Collection Tool:	Survey (Online)
Sample Size:	10
Sample Frame:	Business Organisations provided employment/ training to students of IFTM University from School of Engineering & Technology
Sampling:	Probability Sampling
Questionnaire:	Five-point Likert scale



PART – A CURRICULUM

The programmes offered by IFTM university have applicability to real life situations and practical approach.

Response	Percentage	Respondents
Strongly Agree	30	3
Agree	60	6
Neutral	0	0
Disagree	0	0
Strongly Disagree	10	1
Total	100	10

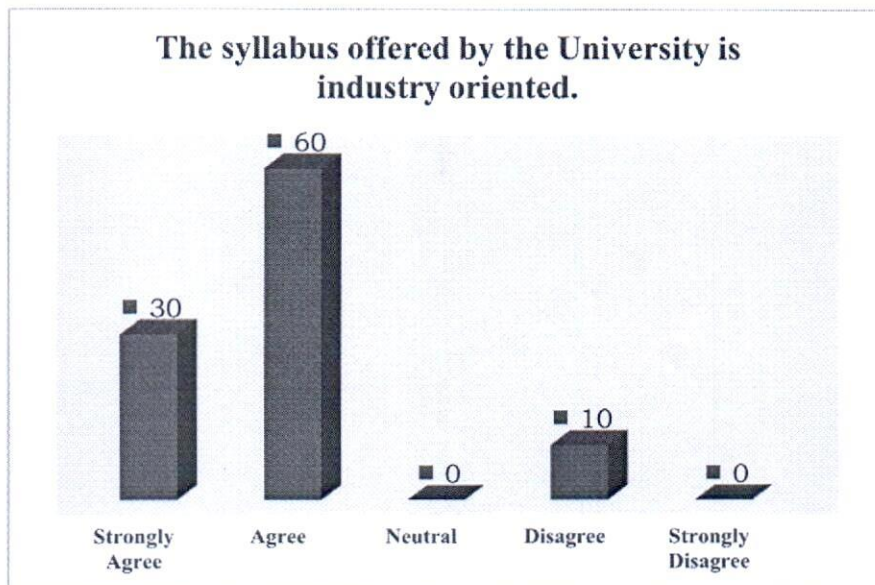


A majority (90%) of respondents agreed that the programs offered by IFTM University are applicable to real-life situations and have a practical approach, with 30% strongly agreeing and 60% agreeing. Only 10% of respondents strongly disagreed, and none were neutral or disagreed.



The syllabus offered by the University is industry oriented.

Response	Percentage	Respondents
Strongly Agree	30	3
Agree	60	6
Neutral	0	0
Disagree	10	1
Strongly Disagree	0	0
Total	100	10

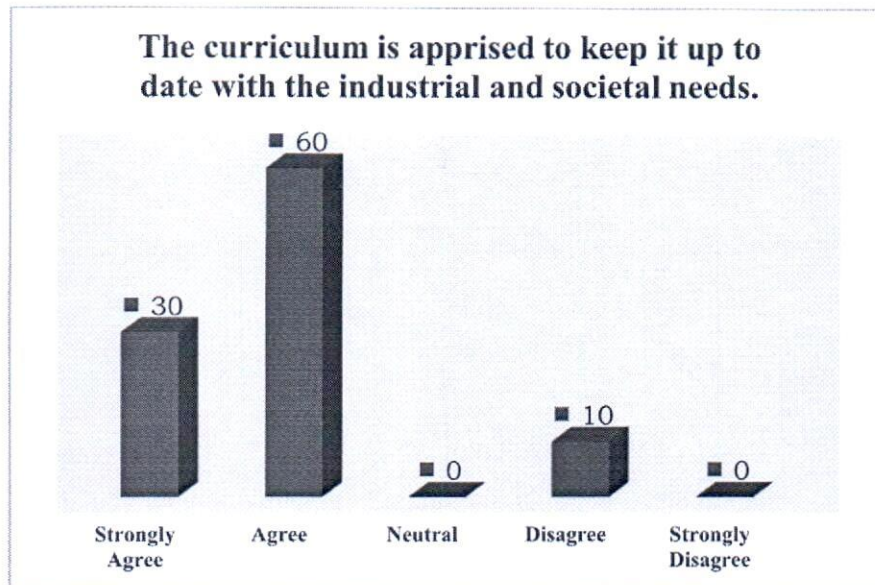


A majority (90%) of respondents agreed that the syllabus offered by the university is industry-oriented, with 30% strongly agreeing and 60% agreeing. Only 10% of respondents disagreed, and none were neutral or strongly disagreed.



The curriculum is appraised to keep it up to date with the industrial and societal needs.

Response	Percentage	Respondents
Strongly Agree	30	3
Agree	60	6
Neutral	0	0
Disagree	10	1
Strongly Disagree	0	0
Total	100	10

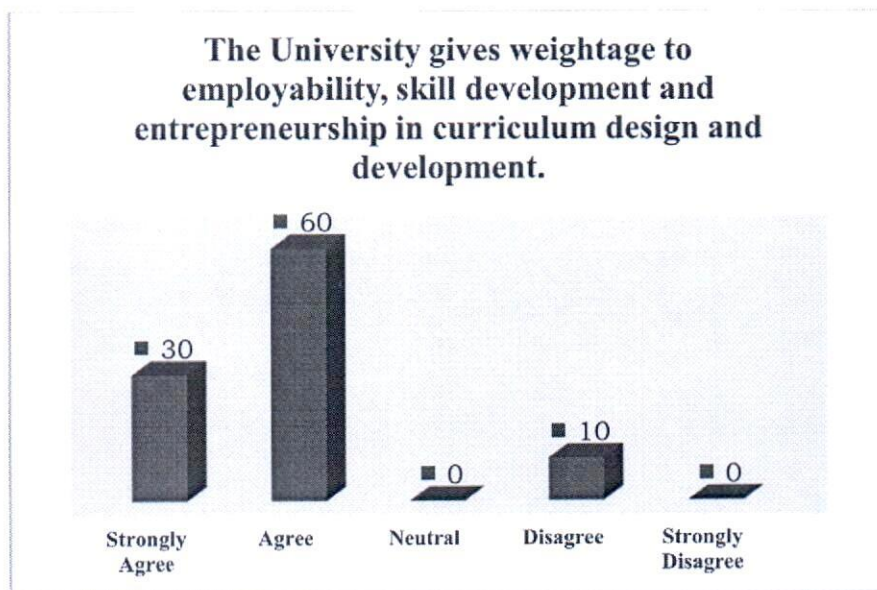


A majority (90%) of respondents agreed that the curriculum is updated to meet industrial and societal needs, with 30% strongly agreeing and 60% agreeing. Only 10% of respondents disagreed, and none were neutral or strongly disagreed.



The University gives weightage to employability, skill development and entrepreneurship in curriculum design and development.

Response	Percentage	Respondents
Strongly Agree	30	3
Agree	60	6
Neutral	0	0
Disagree	10	1
Strongly Disagree	0	0
Total	100	10



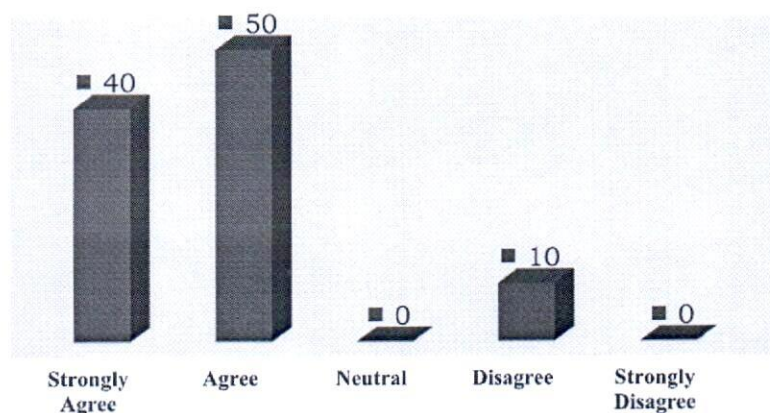
A majority (90%) of respondents agreed that the university considers employability, skill development, and entrepreneurship in its curriculum design and development, with 30% strongly agreeing and 60% agreeing. Only 10% of respondents disagreed, and none were neutral or strongly disagreed.



The syllabus offered by the University is conducive for the students' readiness towards recruitment.

Response	Percentage	Respondents
Strongly Agree	40	4
Agree	50	5
Neutral	0	0
Disagree	10	1
Strongly Disagree	0	0
Total	100	10

The syllabus offered by the University is conducive for the students' readiness towards recruitment.



A majority (90%) of respondents agreed that the syllabus helps students become ready for recruitment, with 40% strongly agreeing and 50% agreeing. Only 10% of respondents disagreed, and none were neutral or strongly disagreed.

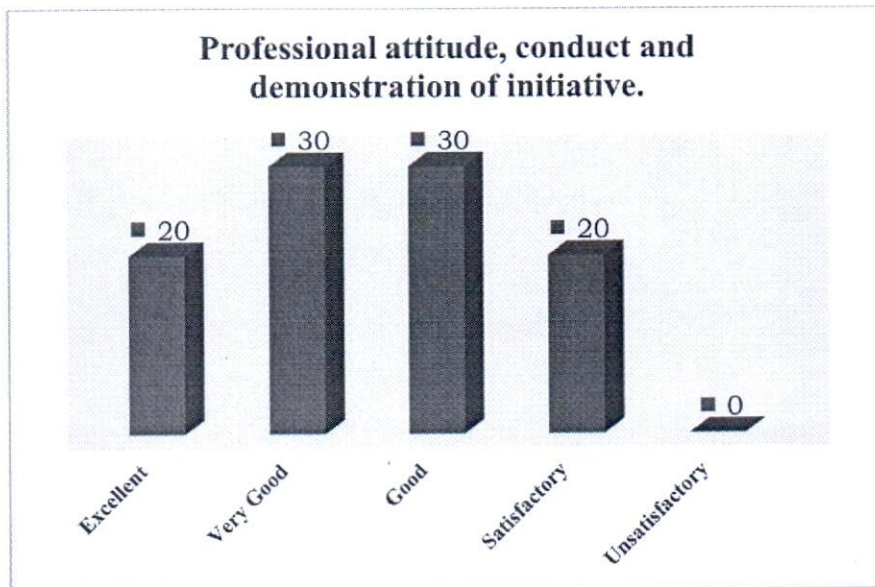


PART – B

WORK PERFORMANCE

Professional attitude, conduct and demonstration of initiative.

Response	Percentage	Respondents
Excellent	20	2
Very Good	30	3
Good	30	3
Satisfactory	20	2
Unsatisfactory	0	0
Total	100	10

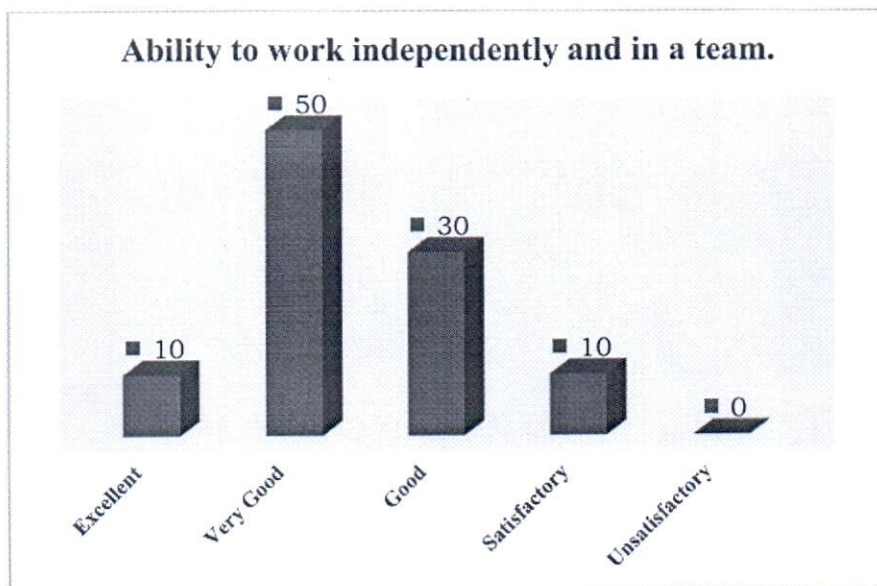


The responses show a positive view of professional attitude, conduct, and initiative, with 80% of respondents rating it as either excellent, very good, or good. Only 20% rated it as satisfactory, and none rated it as unsatisfactory.



Ability to work independently and in a team.

Response	Percentage	Respondents
Excellent	10	1
Very Good	50	5
Good	30	3
Satisfactory	10	1
Unsatisfactory	0	0
Total	100	10

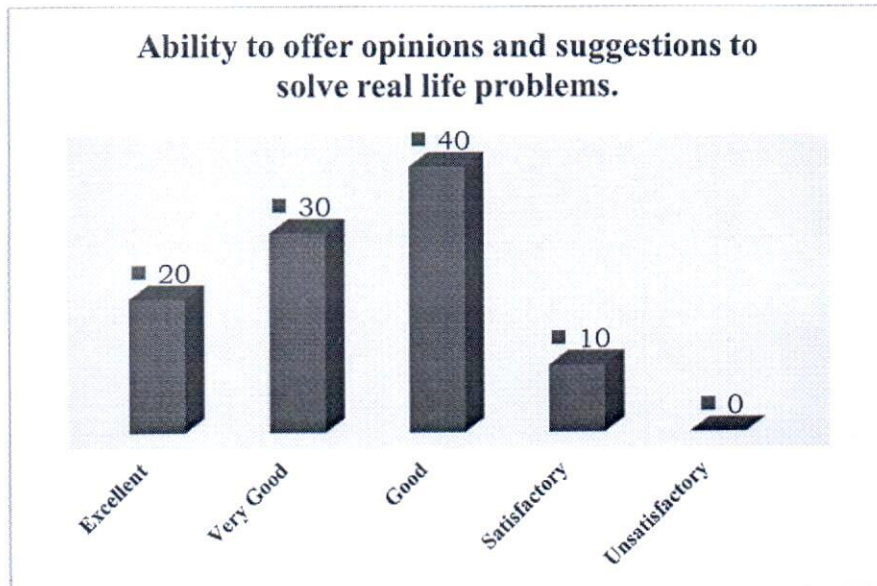


Most respondents (90%) rated the ability to work independently and in a team positively, with 50% rating it as very good and 30% rating it as good. Only 10% rated it as excellent or satisfactory, and none rated it as unsatisfactory.



Ability to offer opinions and suggestions to solve real life problems.

Response	Percentage	Respondents
Excellent	20	2
Very Good	30	3
Good	40	4
Satisfactory	10	1
Unsatisfactory	0	0
Total	100	10

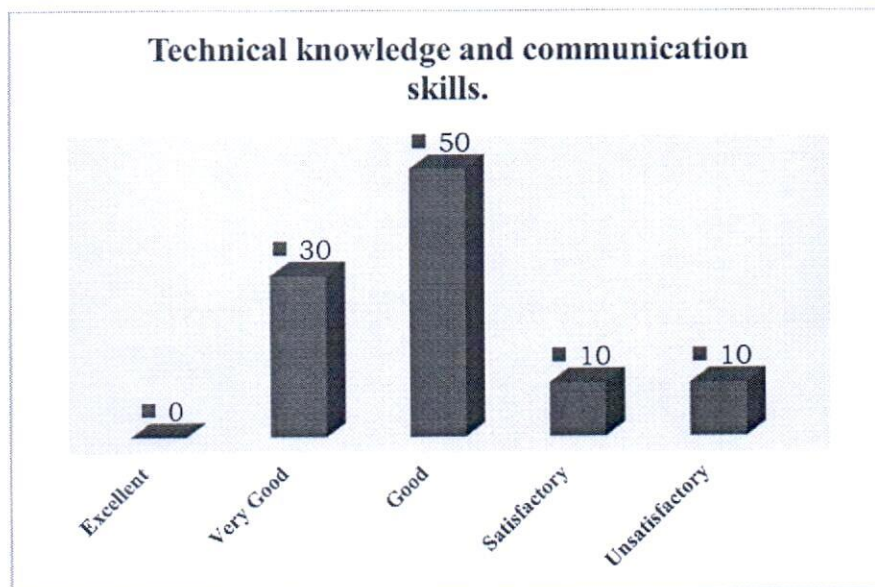


Most respondents (90%) rated the ability to offer opinions and suggestions to solve real-life problems positively, with 40% rating it as good and 30% rating it as very good. Only 10% rated it as satisfactory, and none rated it as unsatisfactory.



Technical knowledge and communication skills.

Response	Percentage	Respondents
Excellent	0	0
Very Good	30	3
Good	50	5
Satisfactory	10	1
Unsatisfactory	10	1
Total	100	10

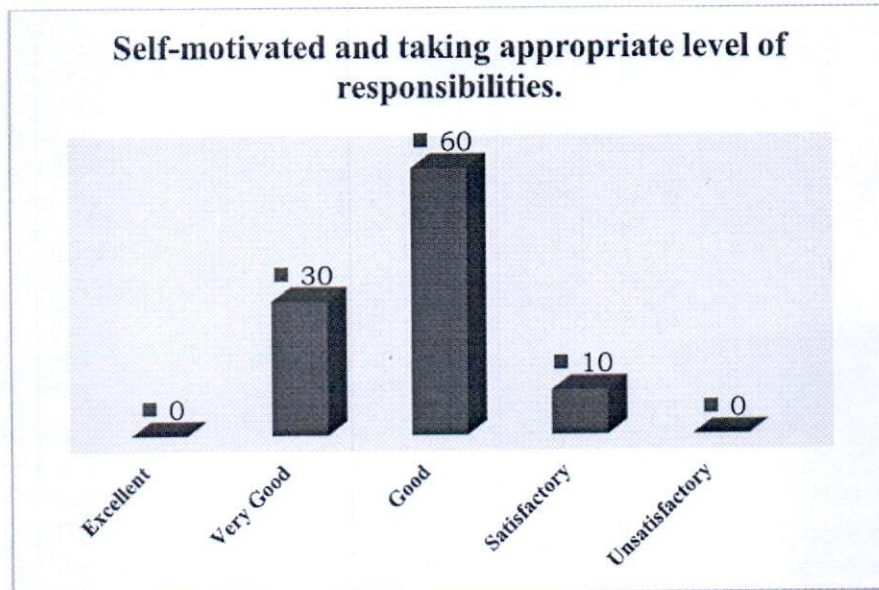


Most respondents (80%) rated technical knowledge and communication skills positively, with 50% rating it as good and 30% rating it as very good. However, 10% rated it as satisfactory, and 10% rated it as unsatisfactory.



Self-motivated and taking appropriate level of responsibilities.

Response	Percentage	Respondents
Excellent	0	0
Very Good	30	3
Good	60	6
Satisfactory	10	1
Unsatisfactory	0	0
Total	100	10

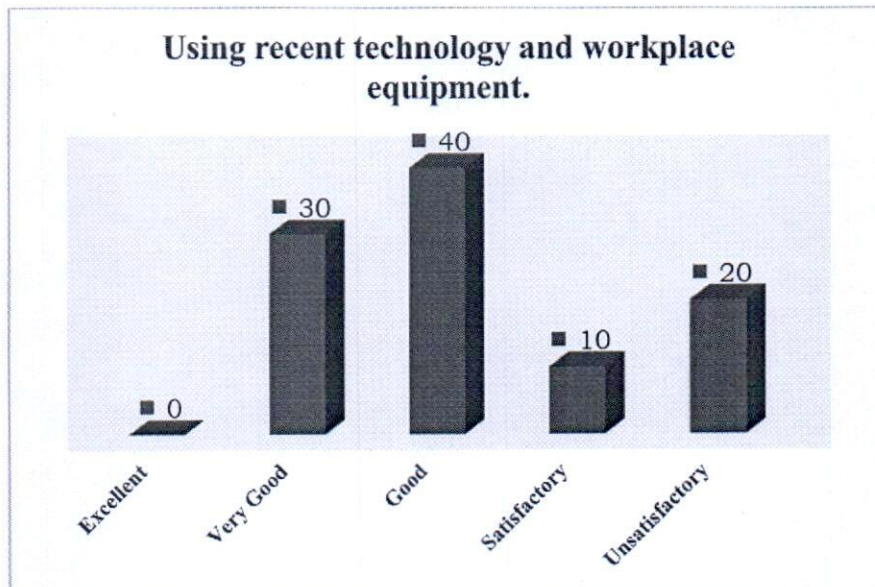


Most respondents (90%) rated being self-motivated and taking appropriate responsibility positively, with 60% rating it as good and 30% as very good. Only 10% rated it as satisfactory, and none rated it as unsatisfactory.



Using recent technology and workplace equipment.

Response	Percentage	Respondents
Excellent	0	0
Very Good	30	3
Good	40	4
Satisfactory	10	1
Unsatisfactory	20	2
Total	100	10

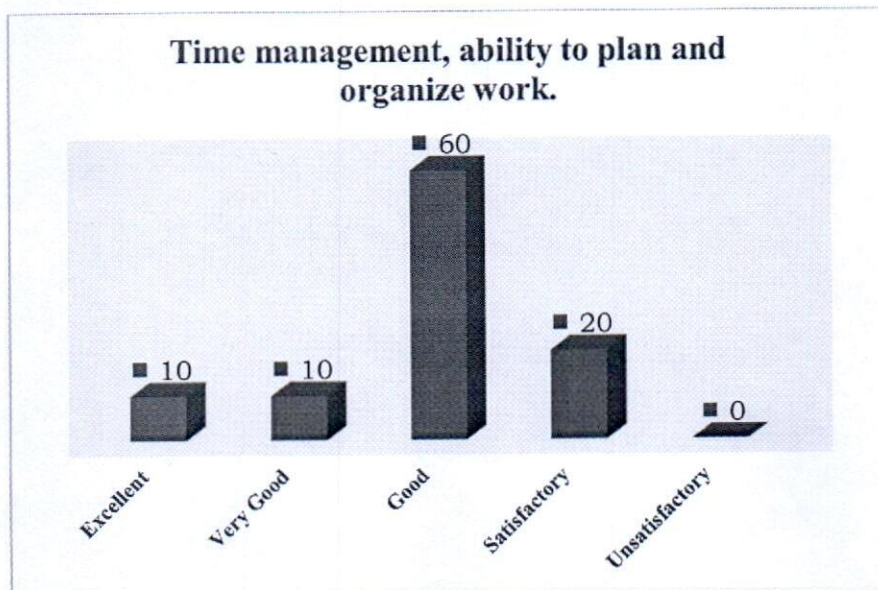


Most respondents (70%) rated the use of recent technology and workplace equipment positively, with 40% rating it as good and 30% as very good. However, 10% rated it as satisfactory, and 20% rated it as unsatisfactory.



Time management, ability to plan and organize work.

Response	Percentage	Respondents
Excellent	10	1
Very Good	10	1
Good	60	6
Satisfactory	20	2
Unsatisfactory	0	0
Total	100	10

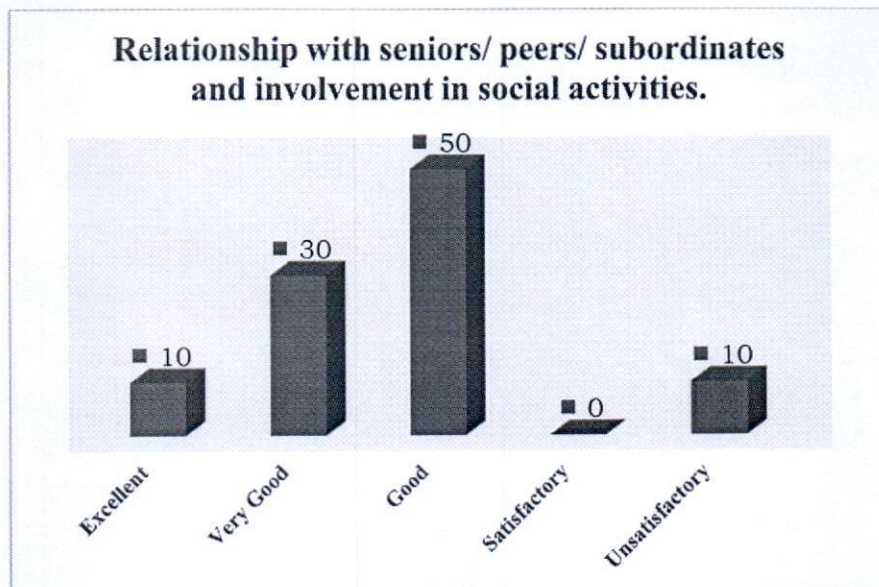


Most respondents (70%) rated time management and organizational skills positively, with 60% rating it as good and 10% as very good. 20% rated it as satisfactory, but none rated it as unsatisfactory.



Relationship with seniors/ peers/ subordinates and involvement in social activities.

Response	Percentage	Respondents
Excellent	10	1
Very Good	30	3
Good	50	5
Satisfactory	0	0
Unsatisfactory	10	1
Total	100	10

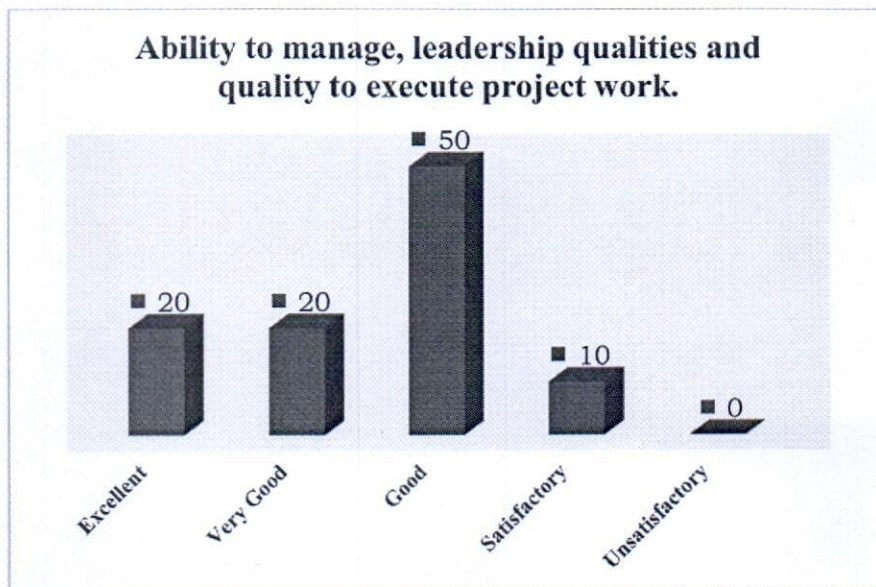


Most respondents (90%) rated the relationships of students with seniors, peers, and subordinates positively, with 50% rating it as good and 30% as very good. However, 10% rated it as unsatisfactory, and none rated it as satisfactory.



Ability to manage, leadership qualities and quality to execute project work.

Response	Percentage	Respondents
Excellent	20	2
Very Good	20	2
Good	50	5
Satisfactory	10	1
Unsatisfactory	0	0
Total	100	10

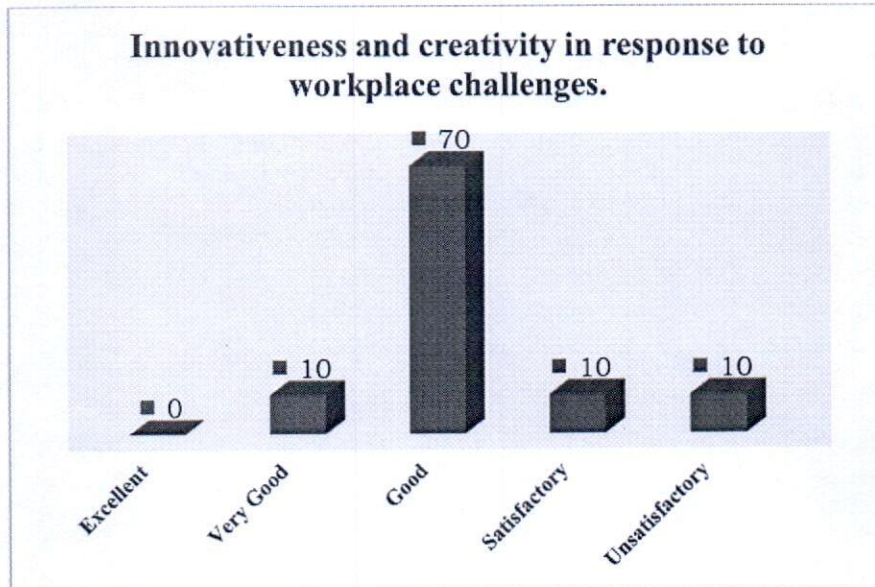


Most respondents (90%) rated the ability of students to manage, leadership qualities, and project execution skills positively, with 50% rating it as good and 20% as very good. However, 10% rated it as satisfactory, and none rated it as unsatisfactory



Innovativeness and creativity in response to workplace challenges.

Response	Percentage	Respondents
Excellent	0	0
Very Good	10	1
Good	70	7
Satisfactory	10	1
Unsatisfactory	10	1
Total	100	10

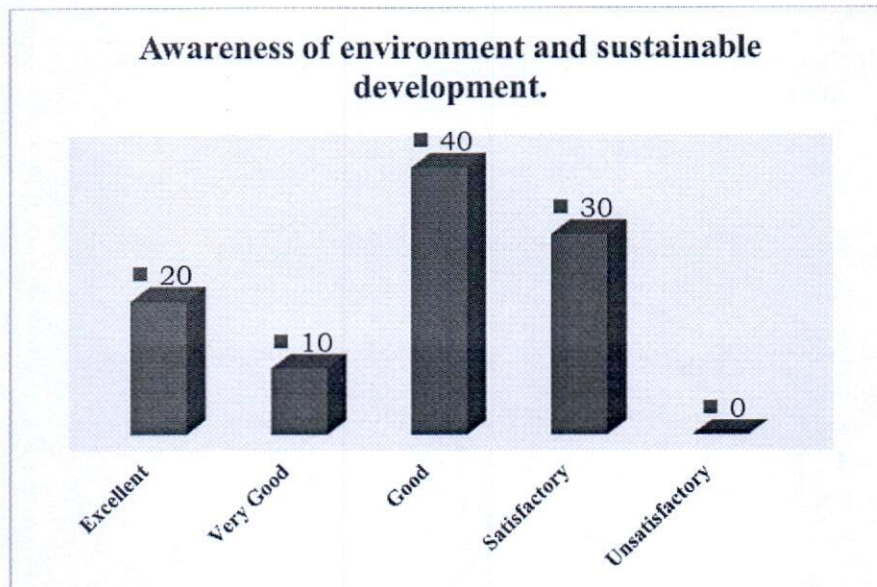


Most respondents (80%) rated the innovativeness and creativity positively, with 70% rating it as good and 10% as very good. However, 10% rated it as unsatisfactory, and 10% rated it as satisfactory.



Awareness of environment and sustainable development.

Response	Percentage	Respondents
Excellent	20	2
Very Good	10	1
Good	40	4
Satisfactory	30	3
Unsatisfactory	0	0
Total	100	10

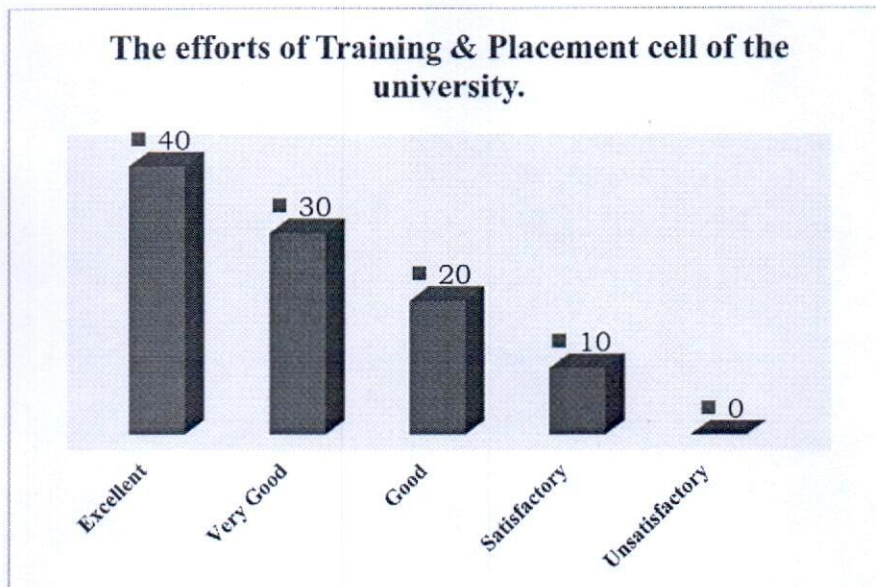


Most respondents (70%) rated the awareness positively, with 40% rating it as good and 20% as excellent. However, 30% rated it as satisfactory, indicating room for improvement.



The efforts of Training & Placement cell of the university.

Response	Percentage	Respondents
Excellent	40	4
Very Good	30	3
Good	20	2
Satisfactory	10	1
Unsatisfactory	0	0
Total	100	10

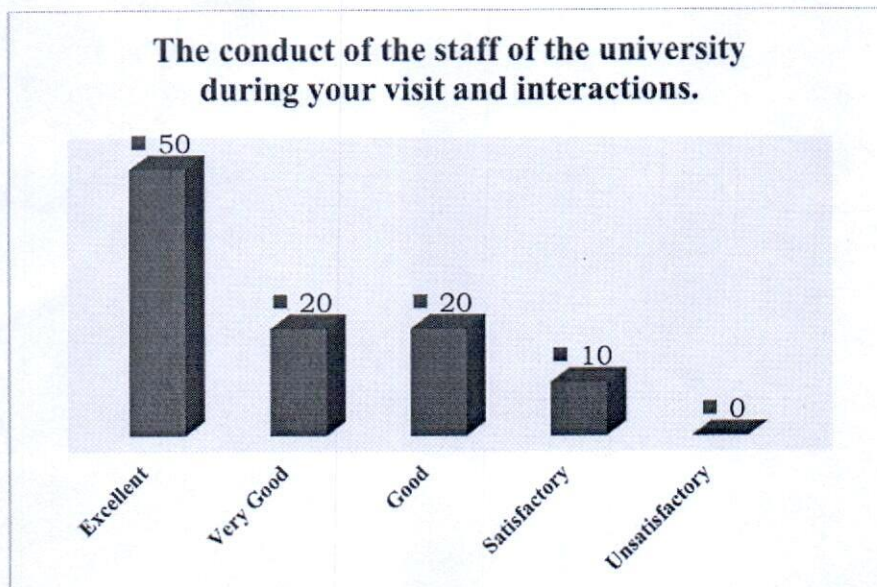


Most respondents (70%) rated the T&P cell positively, with 40% rating it as excellent and 30% as very good. A smaller portion, 10%, found it satisfactory, with no respondents rating it as unsatisfactory.



The conduct of the staff of the university during your visit and interactions.

Response	Percentage	Respondents
Excellent	50	5
Very Good	20	2
Good	20	2
Satisfactory	10	1
Unsatisfactory	0	0
Total	100	10



A majority (70%) of respondents had a positive experience with the university staff, with 50% rating their conduct as excellent. Only 10% rated it as satisfactory, and no respondents found the conduct unsatisfactory.

