

IFTM UNIVERSITY

MORADABAD

CURRICULUM FEEDBACK REPORT

SCHOOL OF LAW

2023-24

Curriculum adopted by the University provides not only a structure for teaching; instead, it is a measurable plan. It helps quantify the efforts being put by all the stakeholders of the ecosystem. Its acceptance amongst all the stakeholders and suitability is a pre requisite to the ultimate purpose of learning and development, at the University.

To bridge any gap between the expectations and the perception in regards to the curriculum, an annual survey is conducted for all the key stakeholders, viz., teachers, students, alumni, and employers.

The curriculum feedback collected from various stakeholders, provides valuable insights into the relevance and effectiveness of the University's academic programs. Stakeholders appreciate the inclusion of contemporary topics, practical exposure, and interdisciplinary approaches. However, recommendations suggest enhancing industry-academia collaboration, updating course content to align with current trends, and incorporating more skill-based and experiential learning opportunities. Faculty members have emphasized the need for more flexibility in course structures, while students advocate for improved access to digital learning tools. These suggestions will guide future curriculum revisions to ensure the programs remain robust, competitive, and aligned with academic and professional excellence.



SECTION - TEACHERS



RESEARCH METHODOLOGY

Data Type:	Primary
Data Collection Tool:	Survey (Online)
Sample Size:	21
Sample Frame:	Teachers of IFTM University in 2023-24 in School of Law
Sampling:	Probability Sampling
Questionnaire:	Five-point Likert scale



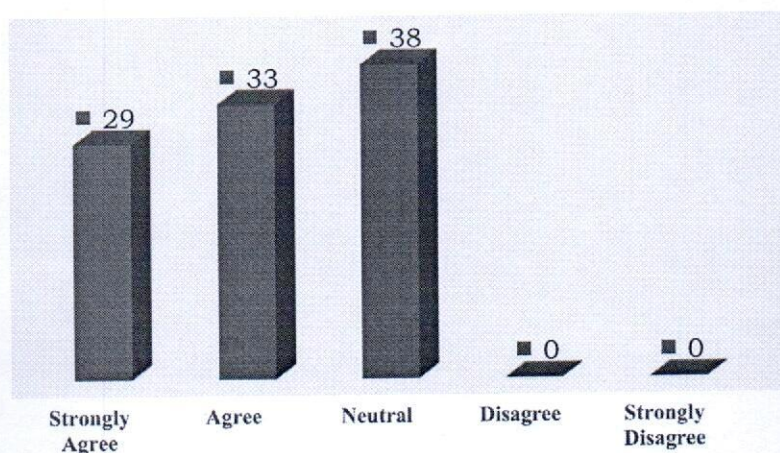
PART – A

CURRICULUM DESIGN AND DEVELOPMENT

The syllabus is need-based and suitable to the course

Response	Percentage	Respondents
Strongly Agree	29	6
Agree	33	7
Neutral	38	8
Disagree	0	0
Strongly Disagree	0	0
Total	100	21

The syllabus is need-based and suitable to the course



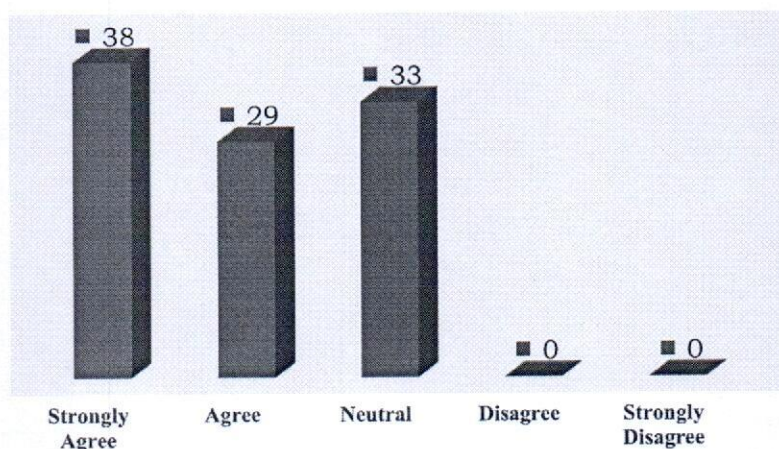
This data suggests that the syllabus is largely considered need-based and suitable, but there may be room for improvement based on the neutral responses. Further details on the specific needs of the respondents could help refine the syllabus.



The syllabus is intended to bridge the gap between Theory and Practical

Response	Percentage	Respondents
Strongly Agree	38	8
Agree	29	6
Neutral	33	7
Disagree	0	0
Strongly Disagree	0	0
Total	100	21

The syllabus is intended to bridge the gap
between Theory and Practical

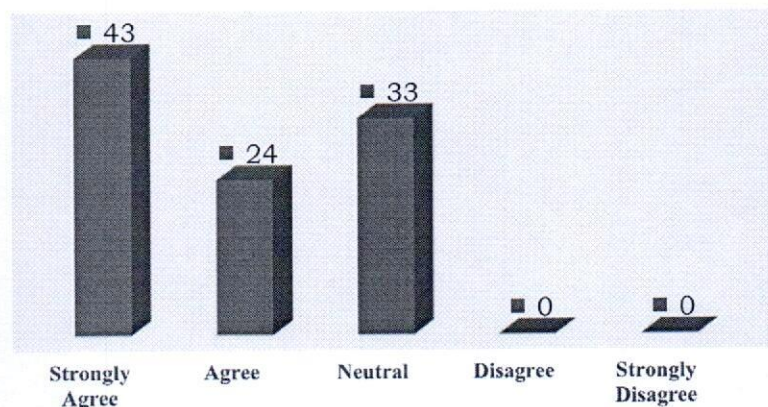


This suggests that most respondents believe the syllabus is effective in bridging theory and practice. The 33% neutral responses indicate there might be opportunities for further enhancement, perhaps by making the practical applications more explicit or accessible.

The faculty members are given enough freedom to contribute their ideas on curriculum design and development

Response	Percentage	Respondents
Strongly Agree	43	9
Agree	24	5
Neutral	33	7
Disagree	0	0
Strongly Disagree	0	0
Total	100	21

The faculty members are given enough freedom to contribute their ideas on curriculum design and development

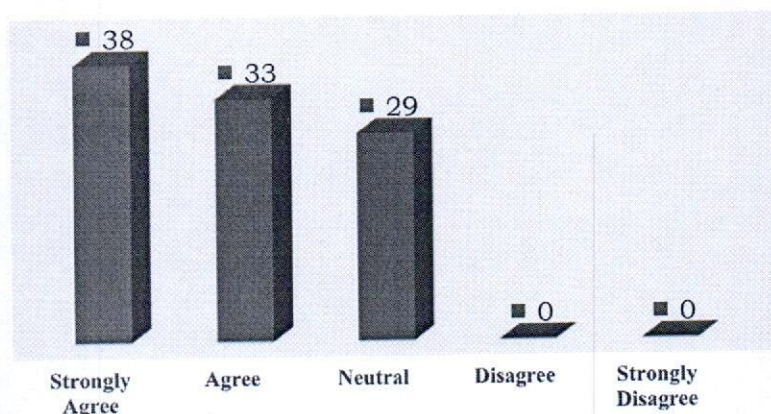


Overall, the faculty members seem to perceive a good level of freedom in contributing ideas for curriculum design, with a solid proportion expressing agreement. However, the neutral responses suggest that there may still be room for improvement or clearer communication regarding how faculty input is solicited and integrated into curriculum development.

Employability and skill development are given due weightage in curriculum design and development

Response	Percentage	Respondents
Strongly Agree	38	8
Agree	33	7
Neutral	29	6
Disagree	0	0
Strongly Disagree	0	0
Total	100	21

Employability and skill development are given due weightage in curriculum design and development

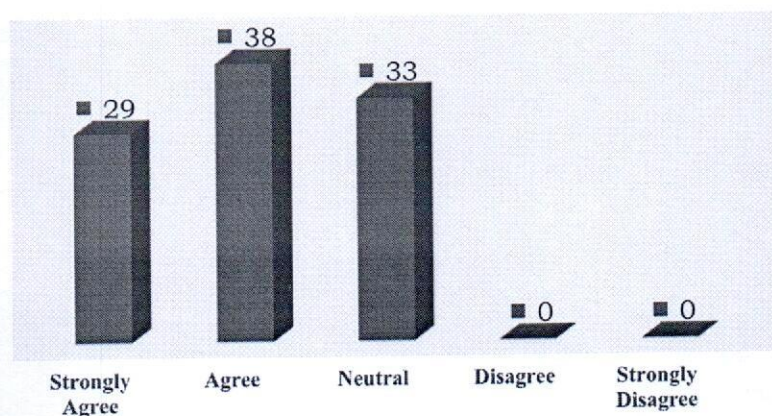


The results suggest a strong alignment with the idea that the curriculum gives appropriate emphasis to employability and skill development. However, the neutral responses might signal areas where more explicit connections or improvements could be made to further strengthen this focus.

The system followed by the University in designing and developing the curriculum is effective

Response	Percentage	Respondents
Strongly Agree	29	6
Agree	38	8
Neutral	33	7
Disagree	0	0
Strongly Disagree	0	0
Total	100	21

The system followed by the University in designing and developing the curriculum is effective



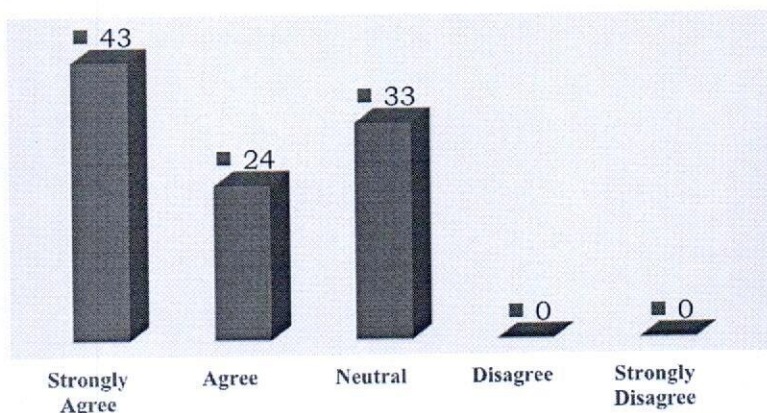
This suggests that most participants believe the curriculum design system is effective, though there is still a portion of respondents who feel neutral, possibly indicating areas for improvement or lack of information on the system.



Board of studies takes care of ensuring consensus and significance of the programme offering

Response	Percentage	Respondents
Strongly Agree	43	9
Agree	24	5
Neutral	33	7
Disagree	0	0
Strongly Disagree	0	0
Total	100	21

Board of studies takes care of ensuring consensus and significance of the programme offering



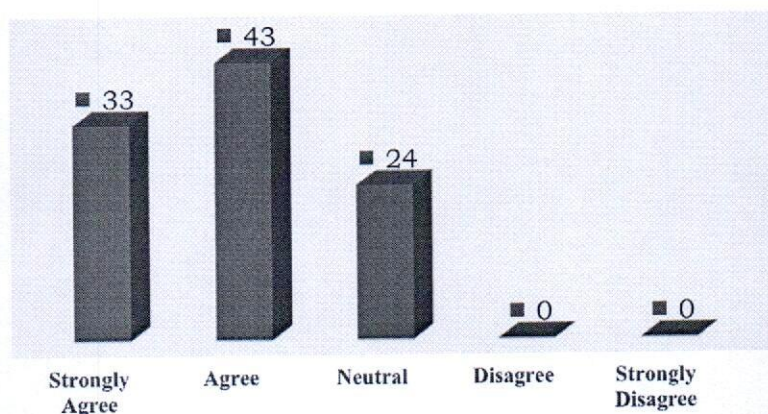
The results suggest a positive outlook on the Board of Studies' effectiveness, with a strong majority either agreeing or strongly agreeing. However, the neutral responses indicate that some respondents may require further clarification or insight into the Board's role, or they may not have enough information to form a definitive opinion.



The objectives of the programme is clearly indicated in the Programme Specific Objectives (PSOs)

Response	Percentage	Respondents
Strongly Agree	33	7
Agree	43	9
Neutral	24	5
Disagree	0	0
Strongly Disagree	0	0
Total	100	21

The objectives of the programme is clearly indicated in the Programme Specific Objectives (PSOs)

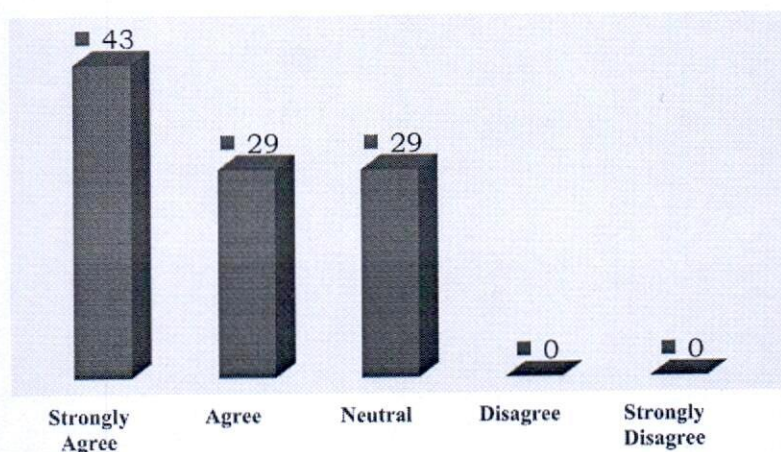


Most respondents (76%) either strongly agree (33%) or agree (43%) that the Programme Specific Objectives (PSOs) are clearly indicated, indicating a positive perception of the clarity of the PSOs.

The curriculum is appraised to keep it up to date with the industrial and societal needs

Response	Percentage	Respondents
Strongly Agree	43	9
Agree	29	6
Neutral	29	6
Disagree	0	0
Strongly Disagree	0	0
Total	100	21

The curriculum is appraised to keep it up to date with the industrial and societal needs



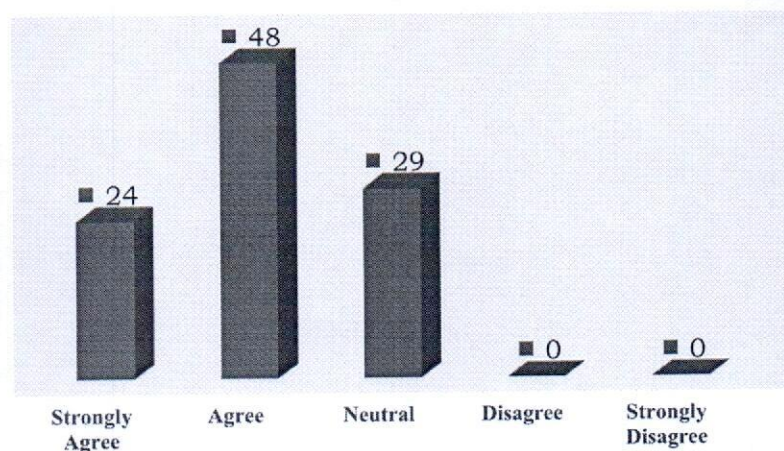
A combined total of 72% of respondents either strongly agree or agree that the curriculum is updated to meet industrial and societal needs, which suggests that most participants perceive the curriculum as relevant and responsive to external demands.



The syllabus is designed to link the gap between academics and industry

Response	Percentage	Respondents
Strongly Agree	24	5
Agree	48	10
Neutral	29	6
Disagree	0	0
Strongly Disagree	0	0
Total	100	21

The syllabus is designed to link the gap between academics and industry



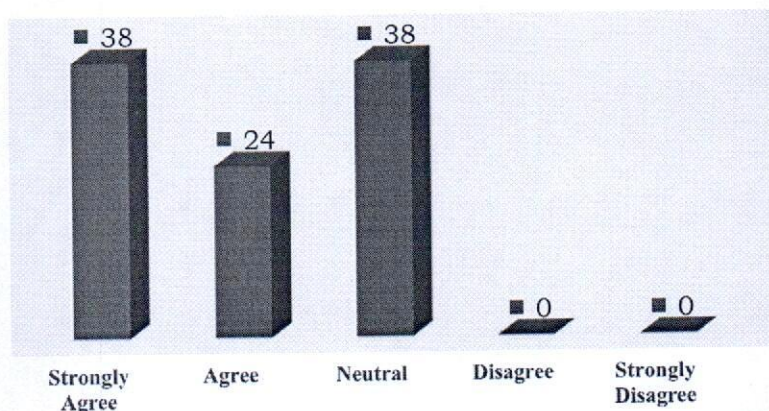
Most respondents have a positive perception of the syllabus in bridging the academic-industry gap, with only a small portion being neutral. There is no negative feedback, which points to the syllabus being generally well-received.



The reference books/journals which are prescribed by University are relevant and updated to cover the whole syllabus

Response	Percentage	Respondents
Strongly Agree	38	8
Agree	24	5
Neutral	38	8
Disagree	0	0
Strongly Disagree	0	0
Total	100	21

The reference books/journals which are prescribed by University are relevant and updated to cover the whole syllabus

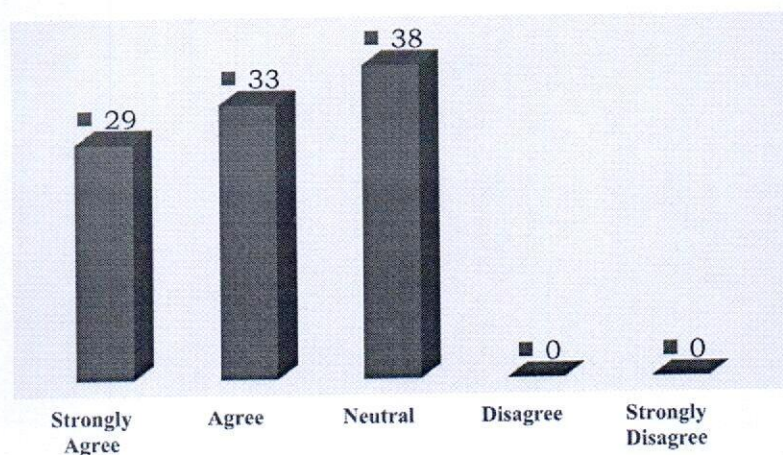


The reference books and journals prescribed by the university are generally viewed as relevant and updated by most respondents, with a significant proportion (62%) expressing a positive opinion. However, the 38% neutral responses suggest that some students may still feel uncertain about their completeness or applicability in covering the entire syllabus.

Aims and objectives of the curriculum are well defined and clear to teacher and students

Response	Percentage	Respondents
Strongly Agree	29	6
Agree	33	7
Neutral	38	8
Disagree	0	0
Strongly Disagree	0	0
Total	100	21

Aims and objectives of the curriculum are well defined and clear to teacher and students



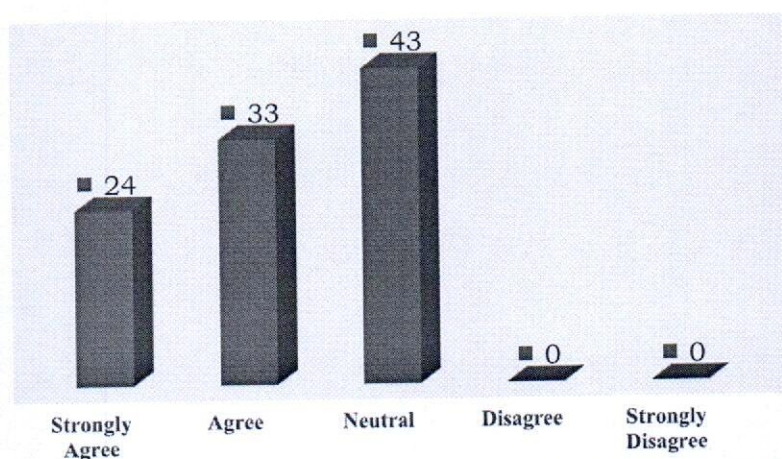
A total of 62% of respondents either "Strongly Agree" or "Agree" that the aims and objectives of the curriculum are well defined and clear to both teachers and students. This suggests a generally positive perception.



The syllabus covers contemporary and advanced topics or techniques

Response	Percentage	Respondents
Strongly Agree	24	5
Agree	33	7
Neutral	43	9
Disagree	0	0
Strongly Disagree	0	0
Total	100	21

The syllabus covers contemporary and advanced topics or techniques



57% of respondents feel that the syllabus does cover contemporary and advanced topics, indicating a favourable view.



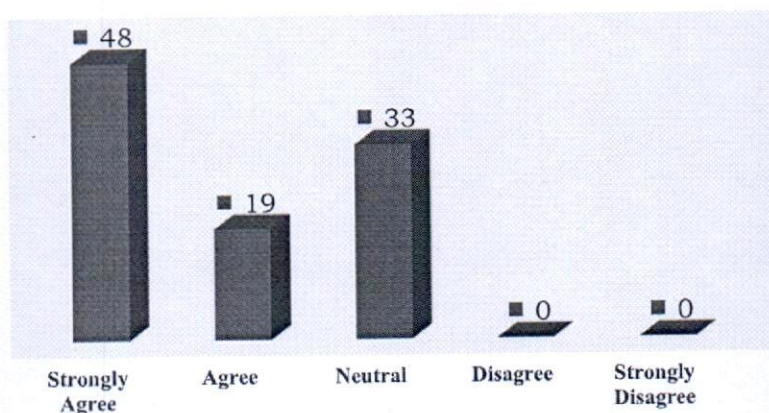
PART – B

TEACHING, LEARNING, AND INFRASTRUCTURE FACILITIES

Resources of learning which are student-centric in nature are available in the University

Response	Percentage	Respondents
Strongly Agree	48	10
Agree	19	4
Neutral	33	7
Disagree	0	0
Strongly Disagree	0	0
Total	100	21

Resources of learning which are student-centric in nature are available in the University



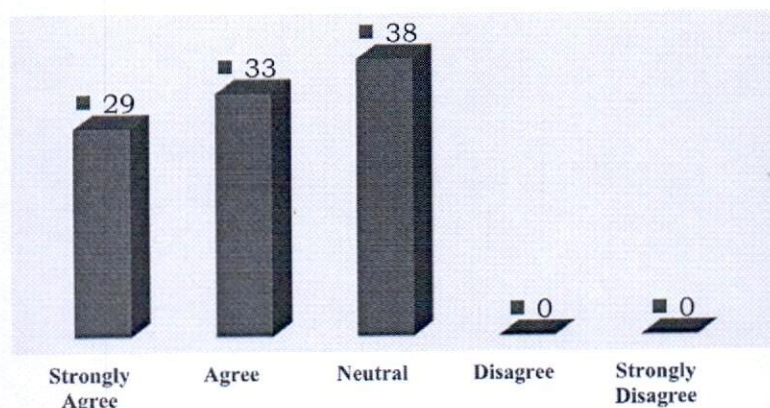
Most students appear to have a positive view of the availability of resources designed to support student-centric learning. However, there is still a portion who feel neutral, and it could be beneficial to explore why they may not feel strongly one way or the other about this.



Suitable learning resources/research labs are available for the faculties and they are encouraged to carry out research

Response	Percentage	Respondents
Strongly Agree	29	6
Agree	33	7
Neutral	38	8
Disagree	0	0
Strongly Disagree	0	0
Total	100	21

Suitable learning resources/research labs are available for the faculties and they are encouraged to carry out research



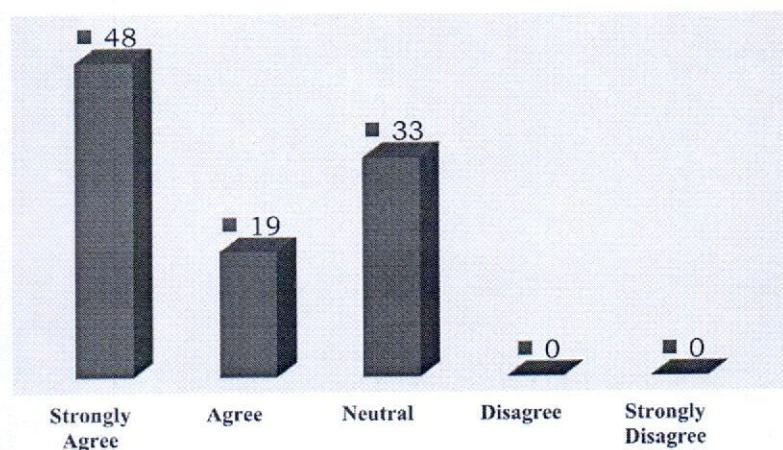
Most respondents (62%) agree or strongly agree that suitable learning resources and research labs are available for the faculties and that they are encouraged to carry out research. This indicates a positive perception of the resources and research environment.



The teaching-aids available in the department are appropriate and up to date

Response	Percentage	Respondents
Strongly Agree	48	10
Agree	19	4
Neutral	33	7
Disagree	0	0
Strongly Disagree	0	0
Total	100	21

The teaching-aids available in the department
are appropriate and up to date



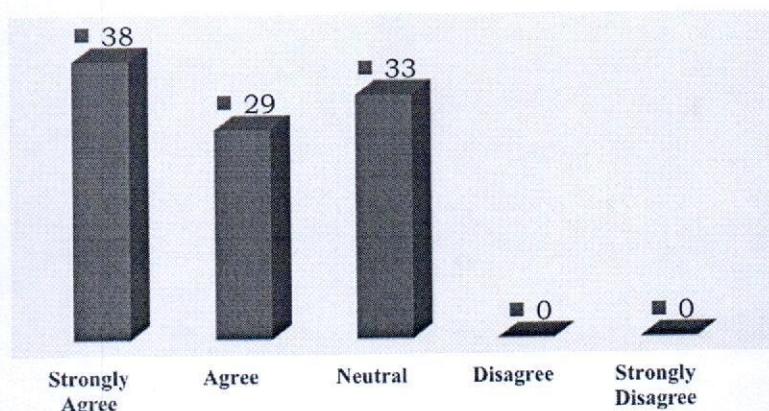
The department generally seems to have a favourable view of its teaching aids, but there is a notable percentage who are neutral, suggesting potential room for improvement or clearer communication regarding the aids' relevance and modernity.



The central library of the University is a major source of information for the faculty/ research scholars/ students and is optimally utilised

Response	Percentage	Respondents
Strongly Agree	38	8
Agree	29	6
Neutral	33	7
Disagree	0	0
Strongly Disagree	0	0
Total	100	21

The central library of the University is a major source of information for the faculty/ research scholars/ students and is optimally utilised



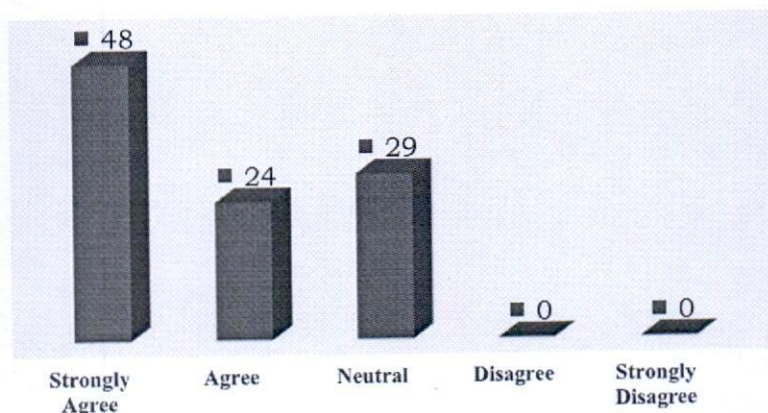
Most of the respondents (67% combined) either agree or strongly agree that the central library is a major source of information and is optimally utilized, while only 33% were neutral. This suggests that, overall, the library is well-regarded, but there is room for improving awareness or usage among some individuals.



The faculty are encouraged to organise/ participate in conferences/ seminars/ symposia/ workshops

Response	Percentage	Respondents
Strongly Agree	48	10
Agree	24	5
Neutral	29	6
Disagree	0	0
Strongly Disagree	0	0
Total	100	21

**The faculty are encouraged to organise/
participate in conferences/ seminars/ symposia/
workshops**

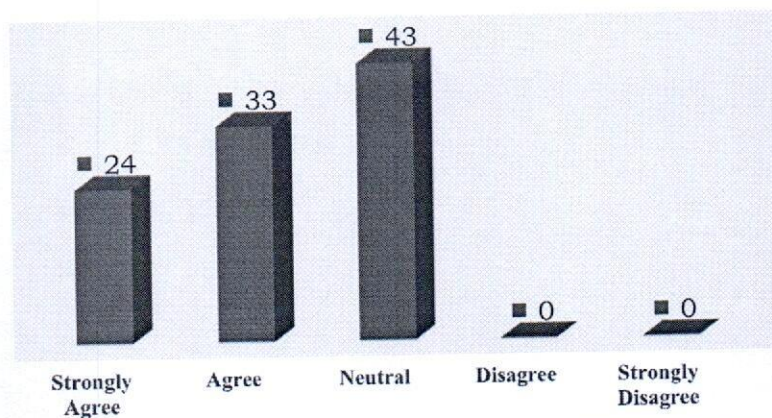


A clear majority of respondents (72%, combining "Strongly Agree" and "Agree") feel that faculty are encouraged to engage in academic events like conferences, seminars, and workshops. This suggests a positive view toward such encouragement.

Faculty cabins, class rooms, reading rooms and toilets are appropriately available in the department

Response	Percentage	Respondents
Strongly Agree	24	5
Agree	33	7
Neutral	43	9
Disagree	0	0
Strongly Disagree	0	0
Total	100	21

Faculty cabins, class rooms, reading rooms and toilets are appropriately available in the department



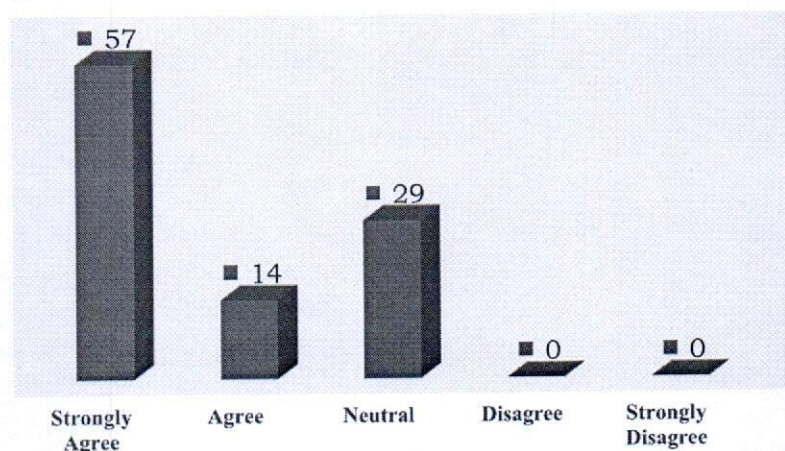
A combined 57% of respondents either strongly agree (24%) or agree (33%) that the necessary facilities are appropriately available.



The furniture in the department is adequately available and is well maintained

Response	Percentage	Respondents
Strongly Agree	57	12
Agree	14	3
Neutral	29	6
Disagree	0	0
Strongly Disagree	0	0
Total	100	21

The furniture in the department is adequately available and is well maintained

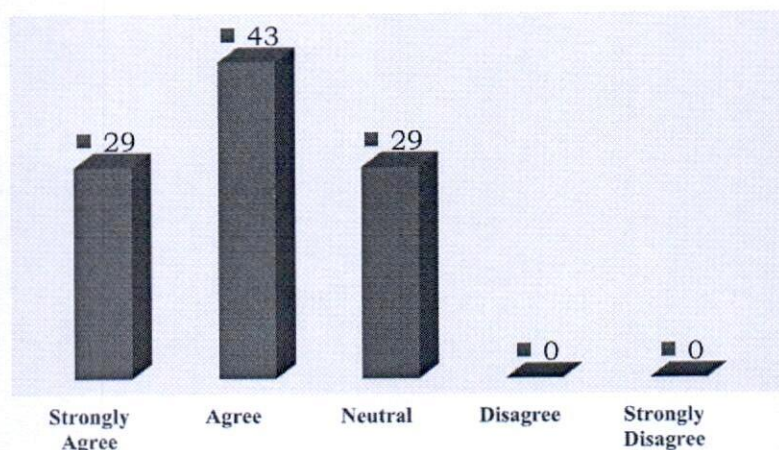


A strong majority (71%) either strongly agree or agree, indicating that most respondents feel the furniture is both available and in good condition.

Safe drinking water and water resources are sufficiently available

Response	Percentage	Respondents
Strongly Agree	29	6
Agree	43	9
Neutral	29	6
Disagree	0	0
Strongly Disagree	0	0
Total	100	21

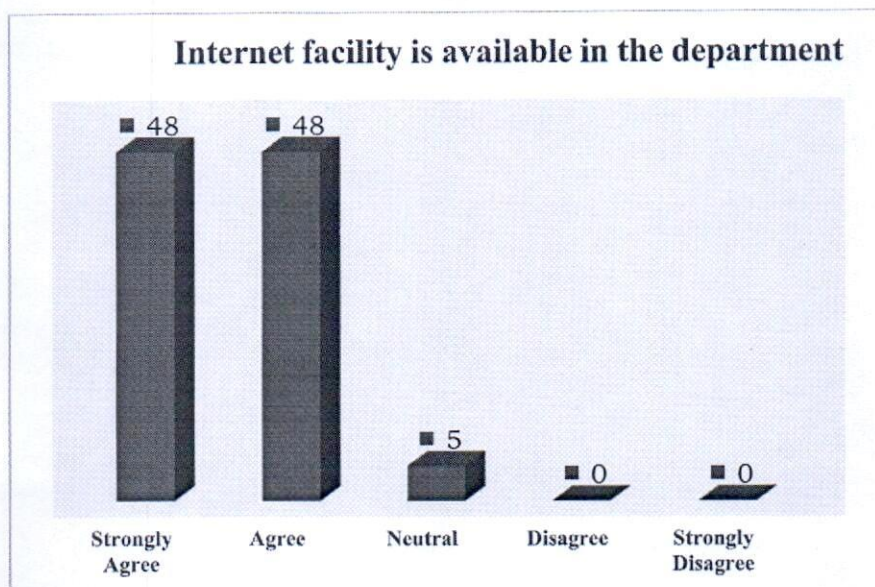
Safe drinking water and water resources are sufficiently available



Most respondents (72%, combining "Strongly Agree" and "Agree") feel that safe drinking water and water resources are sufficiently available.

Internet facility is available in the department

Response	Percentage	Respondents
Strongly Agree	48	10
Agree	48	10
Neutral	5	1
Disagree	0	0
Strongly Disagree	0	0
Total	100	21



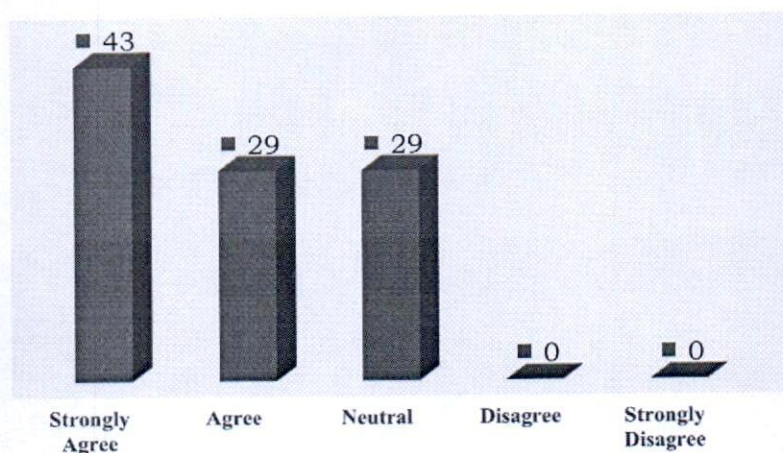
This data strongly suggests that the department is well-equipped with internet facilities according to respondents' perceptions.



There are ample number of schemes/policies for the welfare of faculties

Response	Percentage	Respondents
Strongly Agree	43	9
Agree	29	6
Neutral	29	6
Disagree	0	0
Strongly Disagree	0	0
Total	100	21

There are ample number of schemes/policies for the welfare of faculties



This data suggests that while most respondents perceive adequate welfare policies for faculty, a notable portion is neutral, possibly pointing to areas for further communication or improvement in policy awareness.



SECTION - STUDENTS



RESEARCH METHODOLOGY

Data Type:	Primary
Data Collection Tool:	Survey (Online)
Sample Size:	160
Sample Frame:	Students of IFTM University studying in 2023-24 in School of Law
Sampling:	Probability Sampling
Questionnaire:	Five-point Likert scale



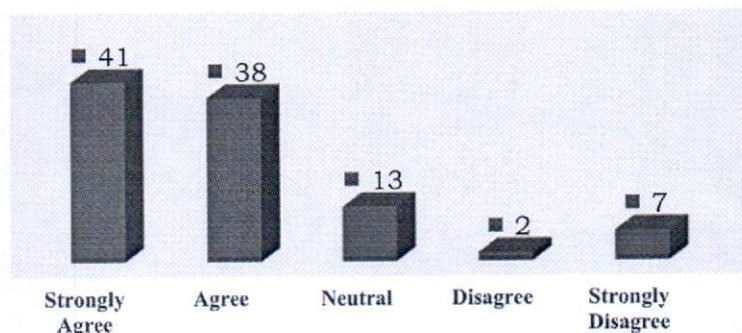
PART – A

CURRICULUM

The curriculum provides added flexibility and diversity among the offered courses across the programmes.

Response	Percentage	Respondents
Strongly Agree	41	66
Agree	38	60
Neutral	13	20
Disagree	2	3
Strongly Disagree	7	11
Total	100	160

The curriculum provides added flexibility and diversity among the offered courses across the programmes.



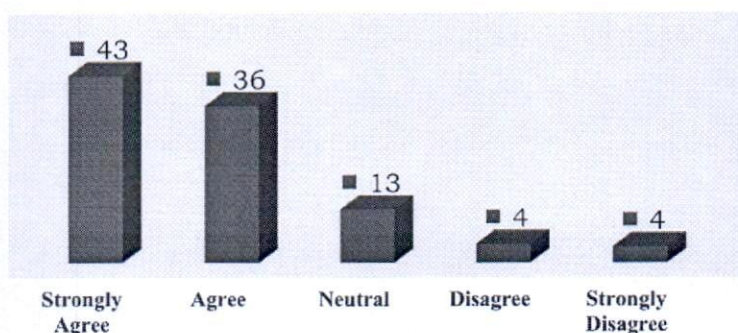
This data suggests that while most respondents view the curriculum positively, there is room for improvement to address the concerns of the minority and potentially increase satisfaction.



The curriculum which is based on courses of the programme leads to employability, skill development and entrepreneurship.

Response	Percentage	Respondents
Strongly Agree	43	69
Agree	36	58
Neutral	13	20
Disagree	4	7
Strongly Disagree	4	6
Total	100	160

The curriculum which is based on courses of the programme leads to employability, skill development and entrepreneurship.



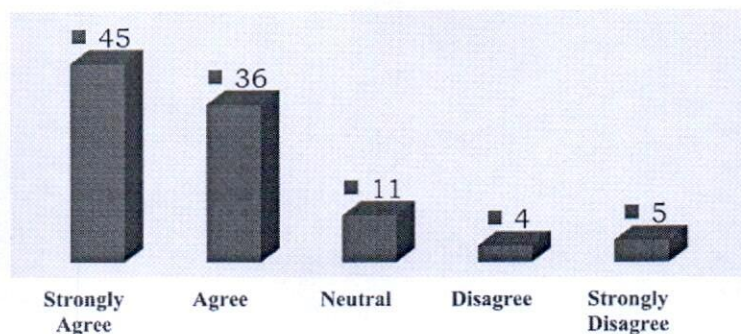
This data indicates that while most respondents perceive the curriculum positively, addressing the concerns of the neutral and dissatisfied groups could enhance its overall impact.



The elective courses offered are diverse and allow students to adapt their education to their interests.

Response	Percentage	Respondents
Strongly Agree	45	72
Agree	36	57
Neutral	11	17
Disagree	4	6
Strongly Disagree	5	8
Total	100	160

The elective courses offered are diverse and allow students to adapt their education to their interests.



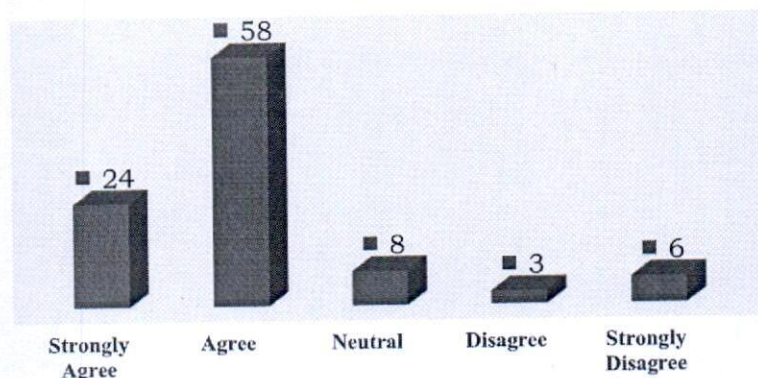
A significant majority (81%, combining "Strongly Agree" and "Agree") believe the elective courses are diverse and allow students to tailor their education to their interests.



The course structure and syllabus is interesting and easy to understand.

Response	Percentage	Respondents
Strongly Agree	24	39
Agree	58	93
Neutral	8	13
Disagree	3	5
Strongly Disagree	6	10
Total	100	160

The course structure and syllabus is interesting and easy to understand.

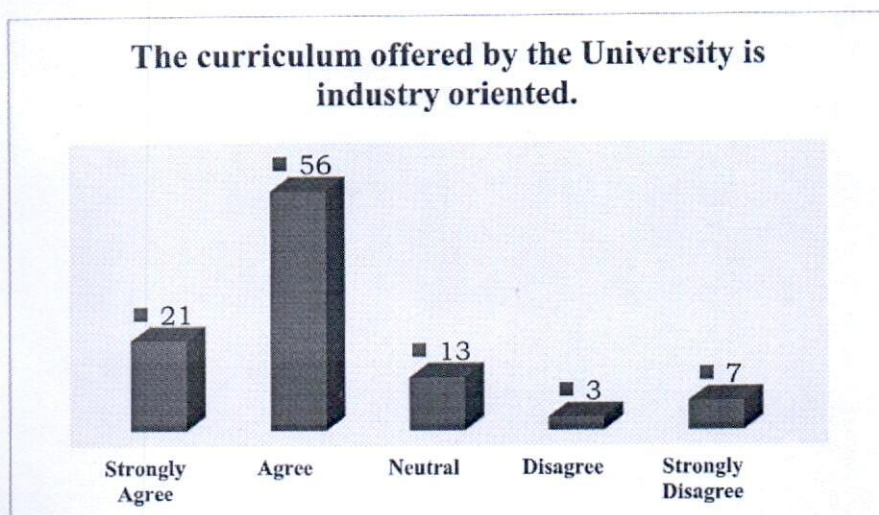


This data suggests that most respondents view the course structure and syllabus positively, though the concerns of the dissatisfied minority may indicate opportunities for improvement in making the content more engaging and accessible.



The curriculum offered by the University is industry oriented.

Response	Percentage	Respondents
Strongly Agree	21	34
Agree	56	90
Neutral	13	20
Disagree	3	5
Strongly Disagree	7	11
Total	100	160



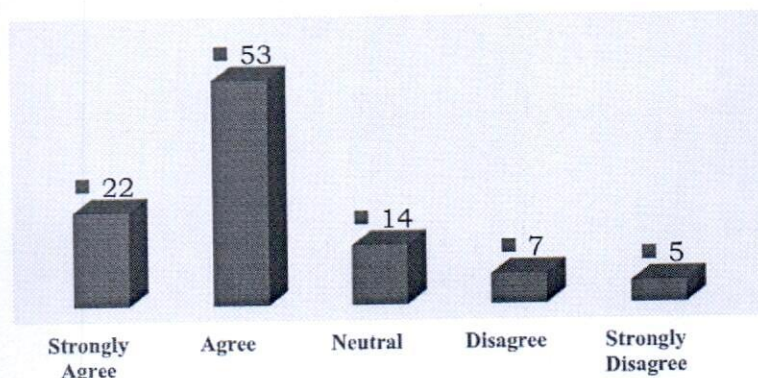
This data indicates a generally positive perception of the curriculum's industry relevance, though addressing the concerns of the neutral and dissatisfied respondents could strengthen its alignment with industry expectations.



The curriculum ensures the development of communication skills.

Response	Percentage	Respondents
Strongly Agree	22	35
Agree	53	84
Neutral	14	22
Disagree	7	11
Strongly Disagree	5	8
Total	100	160

The curriculum ensures the development of communication skills.



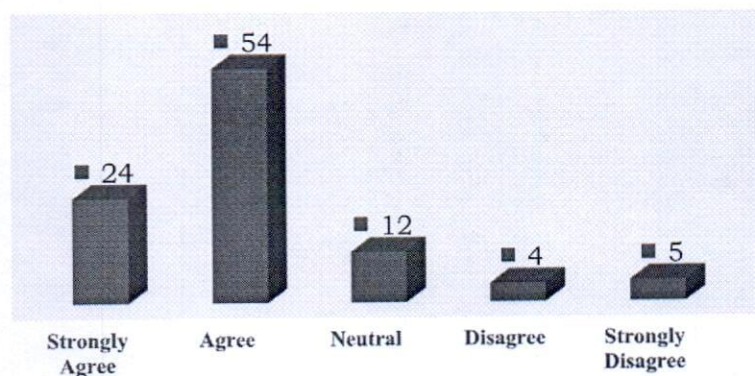
This data suggests that while most respondents view the curriculum positively in fostering communication skills, the concerns raised by a minority highlight potential areas for improvement. Enhanced focus on communication skills could further benefit students' overall development.



The curriculum is designed to bridge the gap between theory and practical exercises.

Response	Percentage	Respondents
Strongly Agree	24	39
Agree	54	87
Neutral	12	19
Disagree	4	7
Strongly Disagree	5	8
Total	100	160

The curriculum is designed to bridge the gap between theory and practical exercises.



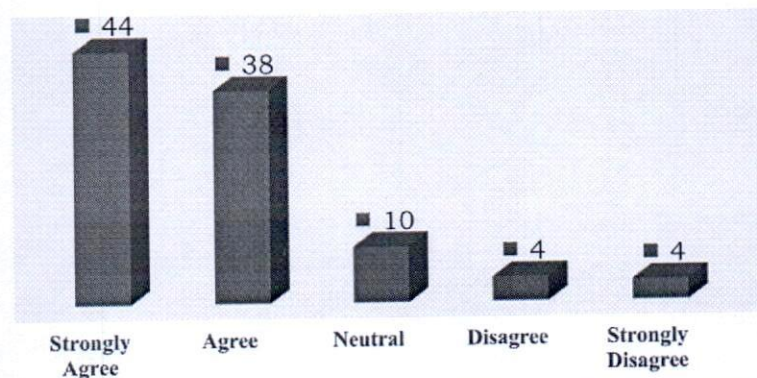
The data suggests a positive overall perception of the curriculum's balance between theory and practice, though the concerns of a small minority could guide further enhancements to strengthen this connection.



The syllabus integrates ethical considerations and social responsibility.

Response	Percentage	Respondents
Strongly Agree	44	71
Agree	38	60
Neutral	10	16
Disagree	4	7
Strongly Disagree	4	6
Total	100	160

The syllabus integrates ethical considerations and social responsibility.



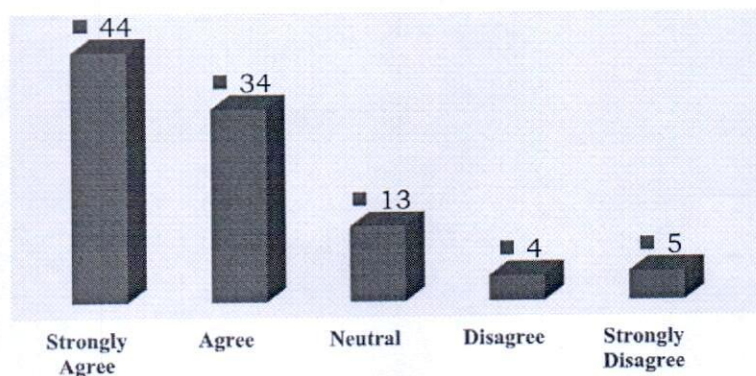
Overall, the data suggests that most respondents perceive the syllabus as being well-aligned with ethical and social responsibility values, although there is still room to address the concerns of the minority who disagree.



The courses offered in the programme are relevant to my future job ambitions.

Response	Percentage	Respondents
Strongly Agree	44	70
Agree	34	54
Neutral	13	21
Disagree	4	7
Strongly Disagree	5	8
Total	100	160

The courses offered in the programme are relevant to my future job ambitions.



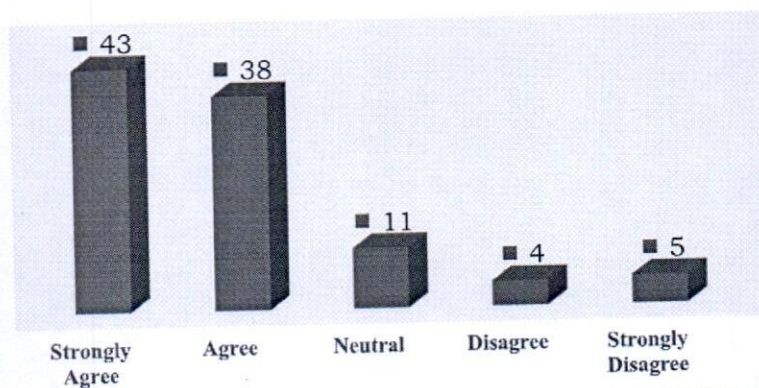
This data suggests that most respondents find the program's courses beneficial for their career goals, though addressing the concerns of the dissatisfied minority could improve perceptions of relevance.



The curriculum includes prospects for research and independent study.

Response	Percentage	Respondents
Strongly Agree	43	68
Agree	38	60
Neutral	11	17
Disagree	4	7
Strongly Disagree	5	8
Total	100	160

The curriculum includes prospects for research and independent study.



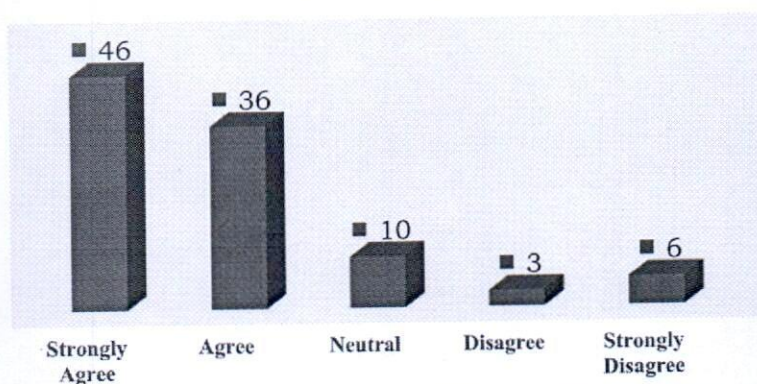
This data suggests that most respondents view the curriculum positively in terms of offering research and independent study prospects, but addressing the concerns of the minority could enhance the program further.



The course has helped in developing my personality.

Response	Percentage	Respondents
Strongly Agree	46	73
Agree	36	57
Neutral	10	16
Disagree	3	5
Strongly Disagree	6	9
Total	100	160

The course has helped in developing my personality.



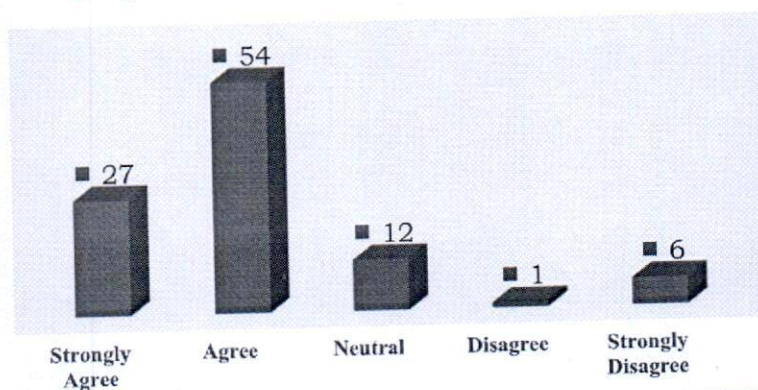
A majority (82%, combining "Strongly Agree" and "Agree") feel that the course has positively contributed to their personality development.



The teachers are punctual and come fully prepared for the class to cover the syllabus.

Response	Percentage	Respondents
Strongly Agree	27	43
Agree	54	86
Neutral	12	19
Disagree	1	2
Strongly Disagree	6	10
Total	100	160

The teachers are punctual and come fully prepared for the class to cover the syllabus.



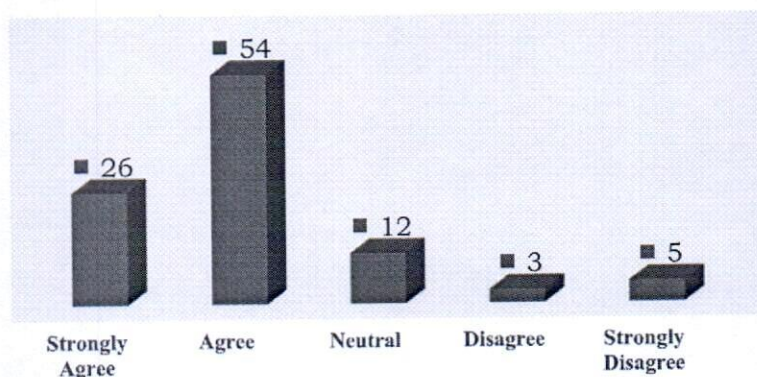
This data indicates a strong overall perception of teacher punctuality and preparedness, though addressing the concerns of the small dissatisfied group could further improve perceptions in this area.



The teachers illustrate the concepts of the courses through examples and application.

Response	Percentage	Respondents
Strongly Agree	26	42
Agree	54	86
Neutral	12	19
Disagree	3	5
Strongly Disagree	5	8
Total	100	160

The teachers illustrate the concepts of the courses through examples and application.

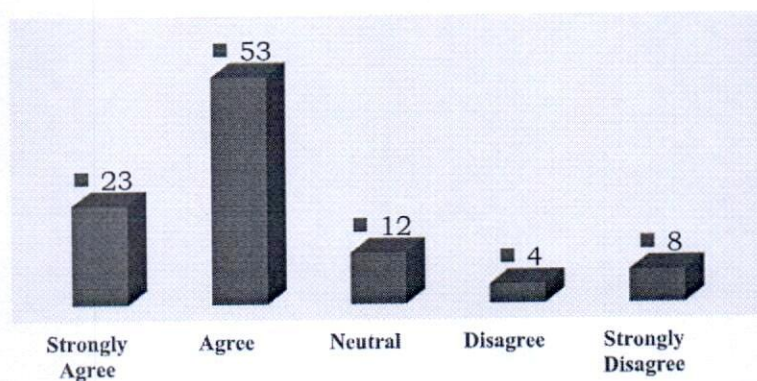


This data suggests that most respondents are satisfied with the way teachers illustrate course concepts, though a few concerns from the dissatisfied minority could be addressed to further enhance teaching methods.

The teachers utilise modern ICT tools for teaching the curriculum.

Response	Percentage	Respondents
Strongly Agree	23	37
Agree	53	85
Neutral	12	19
Disagree	4	7
Strongly Disagree	8	12
Total	100	160

The teachers utilise modern ICT tools for teaching the curriculum.

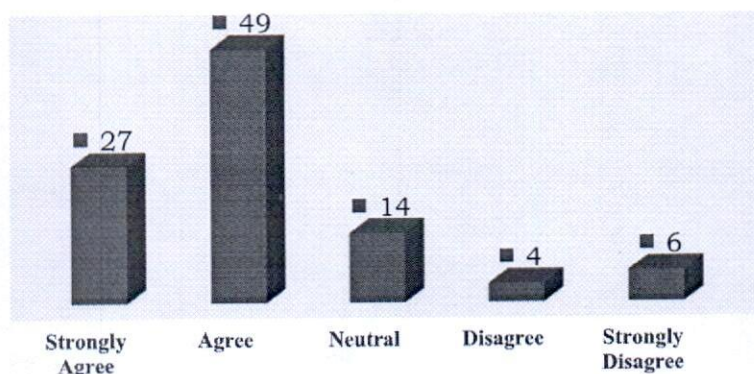


This data indicates a generally positive perception of ICT tool usage by teachers, but addressing the concerns of the small minority who are dissatisfied could improve the integration of technology in teaching.

The teachers discuss topics in class and complete the entire syllabus on time.

Response	Percentage	Respondents
Strongly Agree	27	43
Agree	49	79
Neutral	14	22
Disagree	4	6
Strongly Disagree	6	10
Total	100	160

The teachers discuss topics in class and complete the entire syllabus on time.



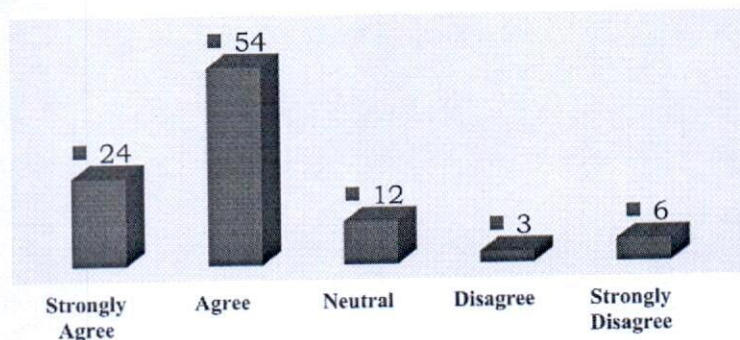
This data shows that most respondents are satisfied with how the teachers manage the syllabus and class discussions, though addressing the concerns of the dissatisfied minority could improve the overall perception.



Periodical assessments and evaluation process is fair and unbiased and it covers all the curriculum.

Response	Percentage	Respondents
Strongly Agree	24	39
Agree	54	87
Neutral	12	19
Disagree	3	5
Strongly Disagree	6	10
Total	100	160

Periodical assessments and evaluation process is fair and unbiased and it covers all the curriculum.



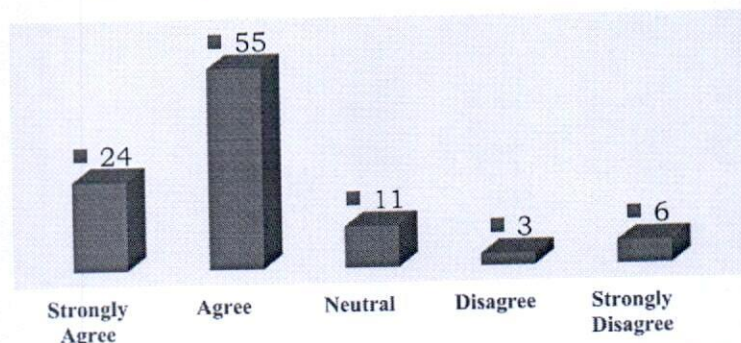
This data suggests a generally positive perception of the assessment and evaluation process, although addressing the concerns of the small dissatisfied group could help improve the overall fairness and comprehensiveness of evaluations.



The Value added courses (VAC) offered by the University are relevant to develop more learning skills for future endeavours, etc.

Response	Percentage	Respondents
Strongly Agree	24	39
Agree	55	88
Neutral	11	18
Disagree	3	5
Strongly Disagree	6	10
Total	100	160

The Value added courses (VAC) offered by the University are relevant to develop more learning skills for future endeavours, etc.

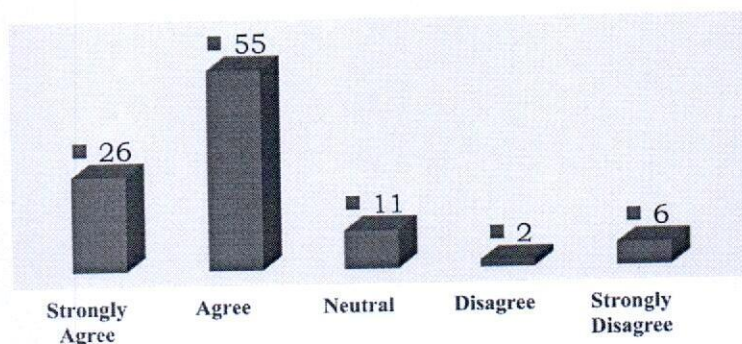


This data suggests that most respondents see the Value-Added Courses as beneficial for their personal and professional development, though addressing the concerns of the small dissatisfied group could improve the effectiveness of these courses.

The curriculum offered by the University is as per the latest UGC guidelines or National Education Policy (NEP) 2020.

Response	Percentage	Respondents
Strongly Agree	26	42
Agree	55	88
Neutral	11	17
Disagree	2	3
Strongly Disagree	6	10
Total	100	160

The curriculum offered by the University is as per the latest UGC guidelines or National Education Policy (NEP) 2020.



This data suggests that most respondents believe the curriculum is well-aligned with current educational policies, though addressing the concerns of the minority could help ensure full alignment with UGC guidelines and NEP 2020.



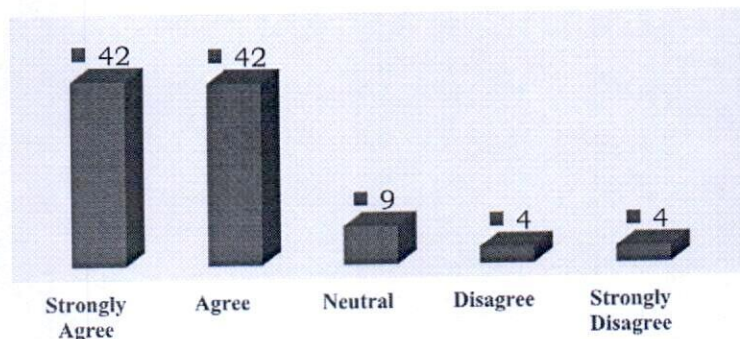
PART – B

INSTITUTIONAL FACILITIES

The central library of the university is a major source of information for the students and is optimally utilised.

Response	Percentage	Respondents
Strongly Agree	42	67
Agree	42	66
Neutral	9	14
Disagree	4	6
Strongly Disagree	4	6
Total	100	159

The central library of the university is a major source of information for the students and is optimally utilised.



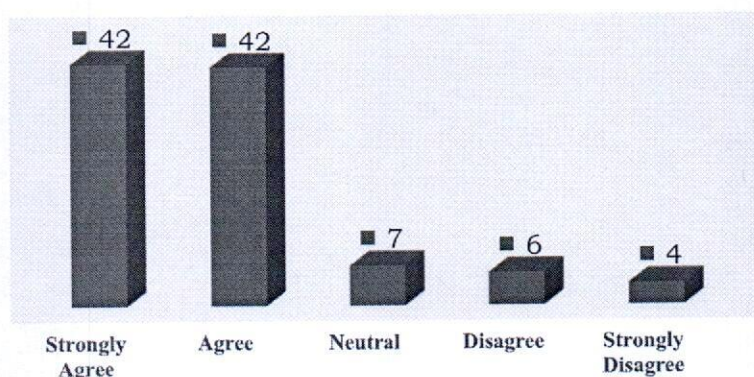
This data suggests that the central library is highly regarded as a valuable resource by most respondents, though a few concerns from the minority might point to areas for further improvement in utilization.



Reading material/ prescribed books/ journals are available in the library.

Response	Percentage	Respondents
Strongly Agree	42	67
Agree	42	66
Neutral	7	11
Disagree	6	9
Strongly Disagree	4	6
Total	100	159

**Reading material/ prescribed books/ journals
are available in the library.**

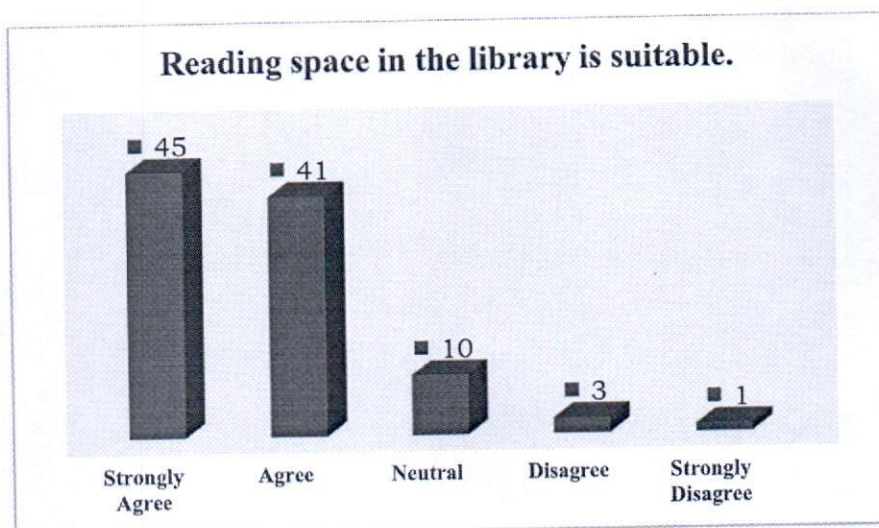


This data indicates that most respondents are satisfied with the availability of required materials in the library, though addressing the concerns of the dissatisfied minority could help improve resource accessibility.



Reading space in the library is suitable.

Response	Percentage	Respondents
Strongly Agree	45	72
Agree	41	65
Neutral	10	16
Disagree	3	4
Strongly Disagree	1	2
Total	100	159



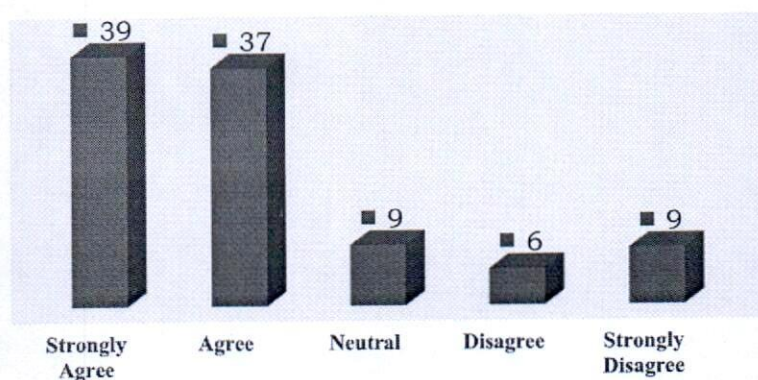
This data indicates that most respondents find the library's reading space to be suitable for their needs, though a small portion of respondents may feel that improvements could be made.



Digital educational resources are accessible in the library.

Response	Percentage	Respondents
Strongly Agree	39	62
Agree	37	59
Neutral	9	15
Disagree	6	9
Strongly Disagree	9	14
Total	100	159

Digital educational resources are accessible in the library.



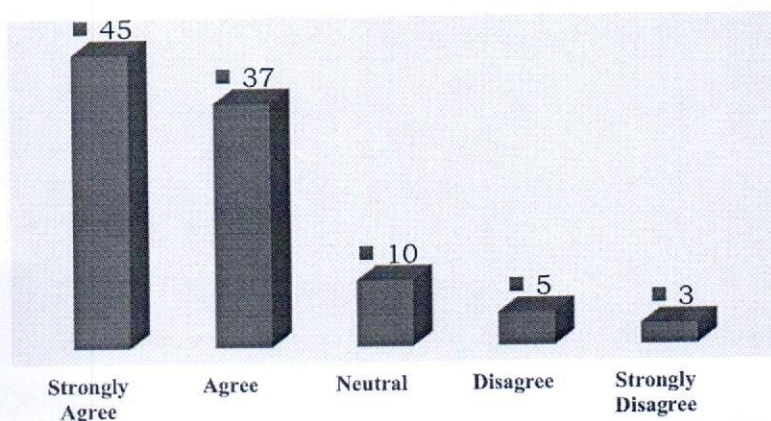
This data suggests that most respondents have access to digital resources in the library, but addressing the concerns of the 15% who find them inaccessible could improve the overall user experience.



The library staff is cooperative and helpful.

Response	Percentage	Respondents
Strongly Agree	45	71
Agree	37	59
Neutral	10	16
Disagree	5	8
Strongly Disagree	3	5
Total	100	159

The library staff is cooperative and helpful.



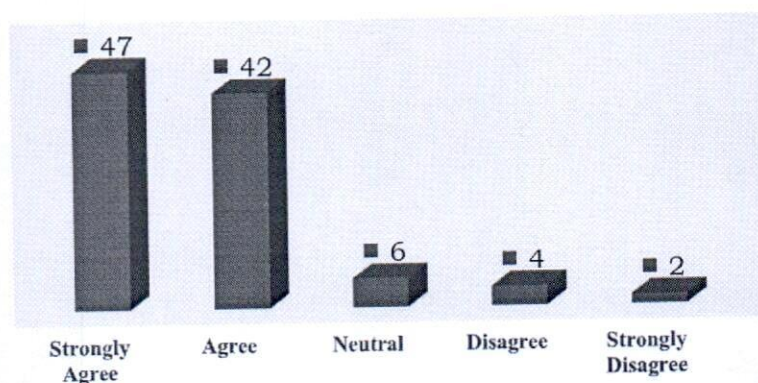
This data suggests that most respondents are satisfied with the library staff's cooperation and assistance, although addressing the concerns of the small dissatisfied group could further improve the overall experience.



The university campus is green and eco-friendly.

Response	Percentage	Respondents
Strongly Agree	47	74
Agree	42	67
Neutral	6	9
Disagree	4	6
Strongly Disagree	2	3
Total	100	159

The university campus is green and eco-friendly.



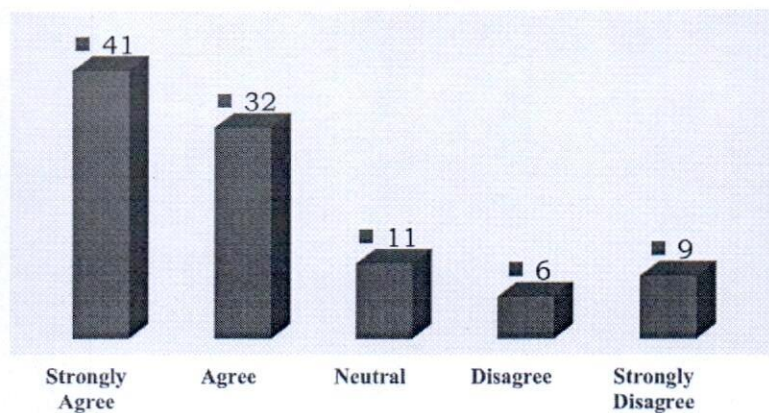
This data indicates a strong positive perception of the campus's environmental qualities, though addressing the concerns of the small dissatisfied group could help further enhance the campus's eco-friendly initiatives.



Internet facility is available in the department.

Response	Percentage	Respondents
Strongly Agree	41	65
Agree	32	51
Neutral	11	18
Disagree	6	10
Strongly Disagree	9	15
Total	100	159

Internet facility is available in the department.



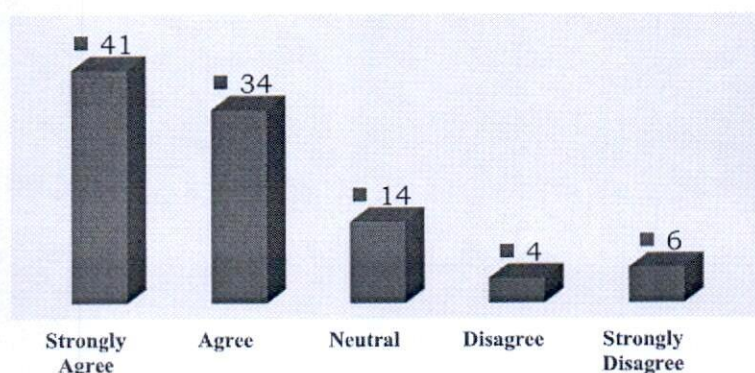
This data shows that most respondents are satisfied with the availability of internet facilities, though addressing the concerns of the dissatisfied group could further improve access to the internet in the department.



The labs are adequately equipped with equipment in working condition.

Response	Percentage	Respondents
Strongly Agree	41	65
Agree	34	54
Neutral	14	23
Disagree	4	7
Strongly Disagree	6	10
Total	100	159

The labs are adequately equipped with equipment in working condition.



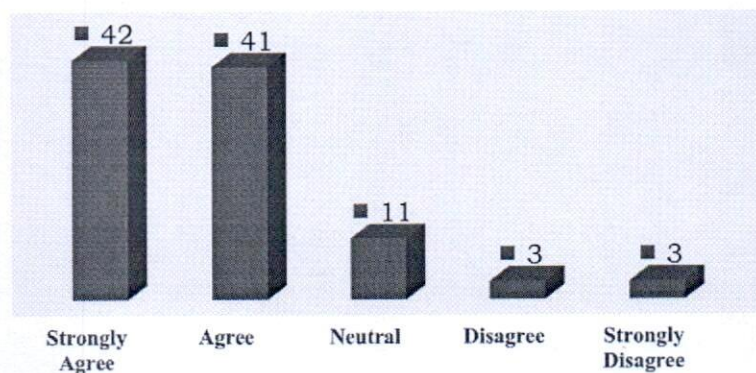
This data indicates that most respondents are satisfied with the condition and adequacy of the lab equipment, though addressing the concerns of the small dissatisfied group could further improve the lab facilities.



Safe drinking water and water resources are adequately available.

Response	Percentage	Respondents
Strongly Agree	42	67
Agree	41	65
Neutral	11	17
Disagree	3	5
Strongly Disagree	3	5
Total	100	159

Safe drinking water and water resources are adequately available.




This data shows that most respondents are satisfied with the availability of water resources, but addressing the concerns of the small dissatisfied group could help ensure full satisfaction regarding water facilities.



Classrooms are clean and are properly maintained.

Response	Percentage	Respondents
Strongly Agree	44	70
Agree	35	55
Neutral	9	15
Disagree	5	8
Strongly Disagree	7	11
Total	100	159



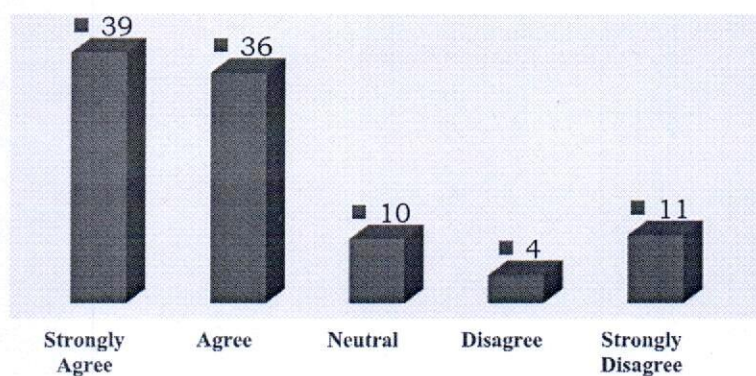
This data suggests that most respondents are satisfied with the condition of the classrooms, though addressing the concerns of the small dissatisfied group could improve the overall classroom environment.



Washrooms/ Toilets are clean, hygienic, and well maintained.

Response	Percentage	Respondents
Strongly Agree	39	62
Agree	36	57
Neutral	10	16
Disagree	4	7
Strongly Disagree	11	17
Total	100	159

Washrooms/ Toilets are clean, hygienic, and well maintained.



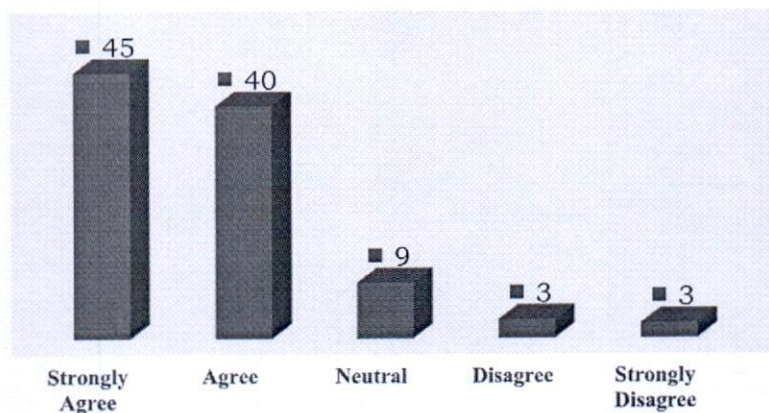
A combined 75% (from "Strongly Agree" and "Agree") believe that the washrooms/toilets are clean, hygienic, and well-maintained.



The campus has adequate power supply.

Response	Percentage	Respondents
Strongly Agree	45	72
Agree	40	63
Neutral	9	15
Disagree	3	5
Strongly Disagree	3	4
Total	100	159

The campus has adequate power supply.

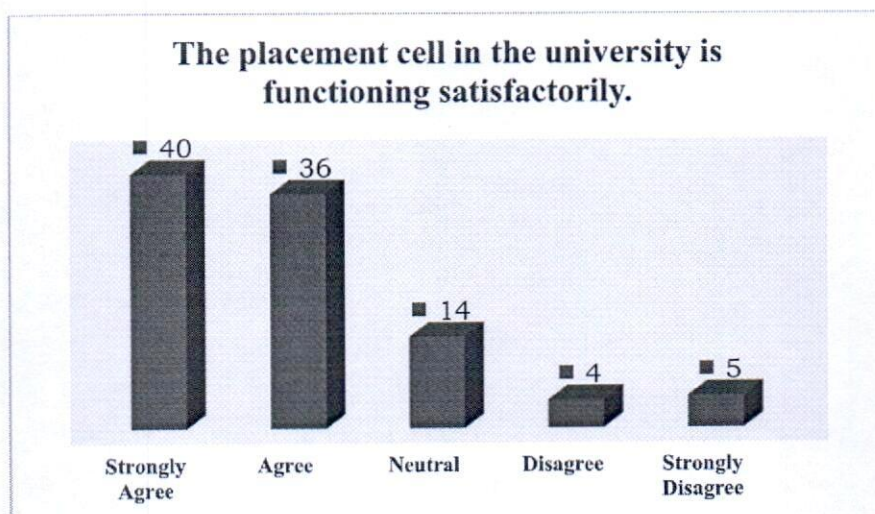


This data shows that most respondents are satisfied with the campus's power supply, though addressing the concerns of the small dissatisfied group could help ensure continuous satisfaction in this area.



The placement cell in the university is functioning satisfactorily.

Response	Percentage	Respondents
Strongly Agree	40	63
Agree	36	58
Neutral	14	23
Disagree	4	7
Strongly Disagree	5	8
Total	100	159



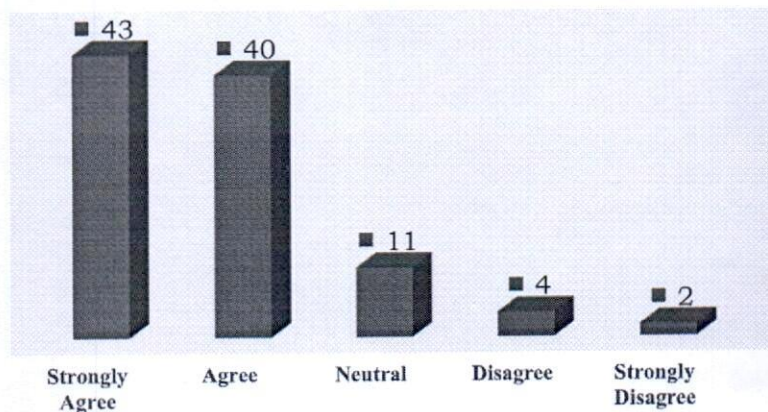
This data shows that most respondents are satisfied with the functioning of the placement cell, though addressing the concerns of the small dissatisfied group could improve the placement services further.



The office staff in the department is helpful.

Response	Percentage	Respondents
Strongly Agree	43	69
Agree	40	64
Neutral	11	17
Disagree	4	6
Strongly Disagree	2	3
Total	100	159

The office staff in the department is helpful.



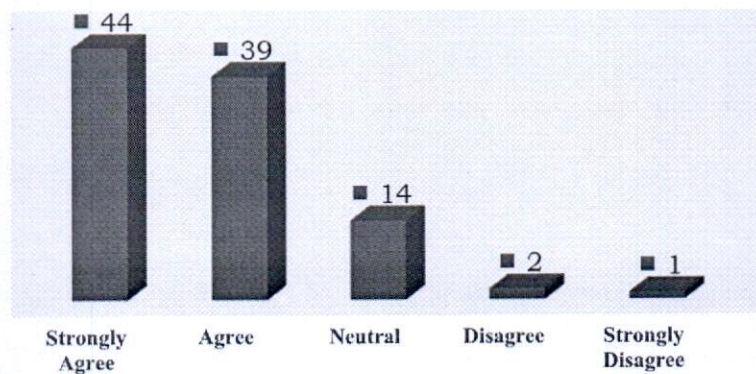
This data suggests that most respondents are satisfied with the office staff's helpfulness, but addressing the concerns of the small dissatisfied group could improve the experience further.



Sufficient opportunities are provided by the NCC units and NSS units of the University.

Response	Percentage	Respondents
Strongly Agree	44	70
Agree	39	62
Neutral	14	22
Disagree	2	3
Strongly Disagree	1	2
Total	100	159

Sufficient opportunities are provided by the NCC units and NSS units of the University.



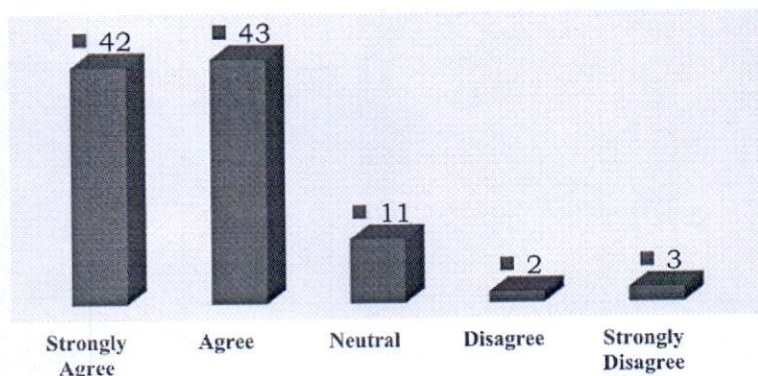
This data indicates that most respondents are satisfied with the opportunities provided by the NCC and NSS units, though addressing the concerns of the small dissatisfied group could help improve participation and offerings in these areas.



Opportunities are available under Curricular/ Extra-curricular activities for the students.

Response	Percentage	Respondents
Strongly Agree	42	66
Agree	43	68
Neutral	11	18
Disagree	2	3
Strongly Disagree	3	4
Total	100	159

**Opportunities are available under Curricular/
Extra-curricular activities for the students.**

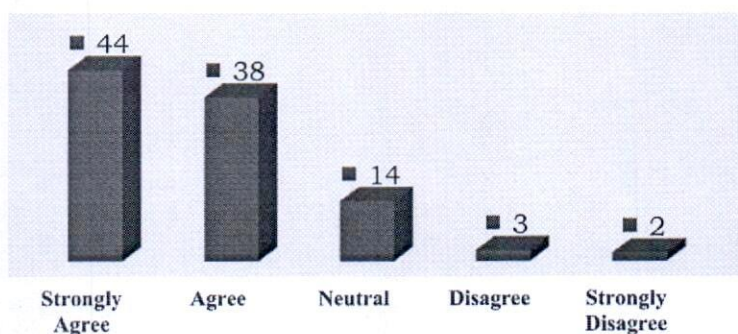


This data shows that most respondents are satisfied with the opportunities for curricular and extracurricular activities, with only a small percentage expressing dissatisfaction. Addressing the concerns of the dissatisfied group could enhance the range of opportunities offered.

Adequate facilities related to sports / gymnasium/ recreation are provided by the University.

Response	Percentage	Respondents
Strongly Agree	44	70
Agree	38	60
Neutral	14	22
Disagree	3	4
Strongly Disagree	2	3
Total	100	159

Adequate facilities related to sports / gymnasium/ recreation are provided by the University.



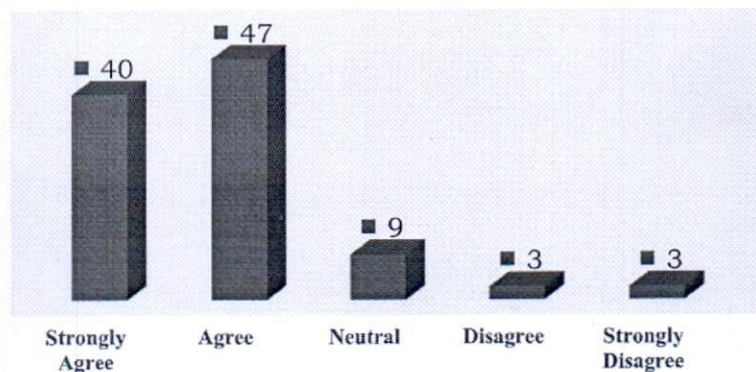
A combined 82% (from "Strongly Agree" and "Agree") believe that adequate facilities for sports, gymnasium, and recreation are provided by the University.



Appropriate medical facilities are available in the University campus.

Response	Percentage	Respondents
Strongly Agree	40	63
Agree	47	74
Neutral	9	14
Disagree	3	4
Strongly Disagree	3	4
Total	100	159

Appropriate medical facilities are available in the University campus.



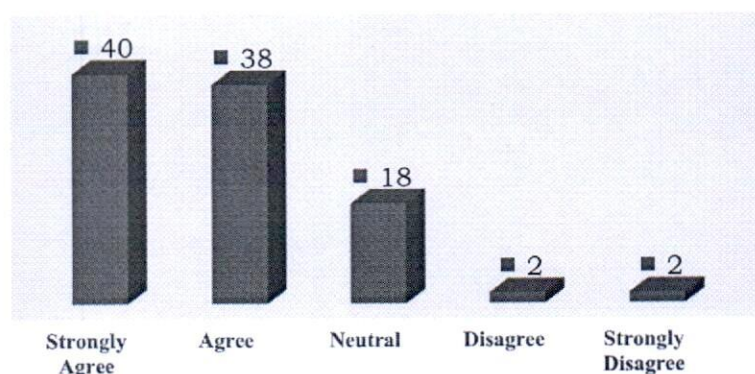
This data suggests that most respondents are satisfied with the medical facilities on campus, with only a small percentage expressing dissatisfaction. Addressing the concerns of the dissatisfied group could help improve medical services for students and staff.



Facilities provided in the University hostels are adequate.

Response	Percentage	Respondents
Strongly Agree	40	64
Agree	38	61
Neutral	18	28
Disagree	2	3
Strongly Disagree	2	3
Total	100	159

Facilities provided in the University hostels are adequate.

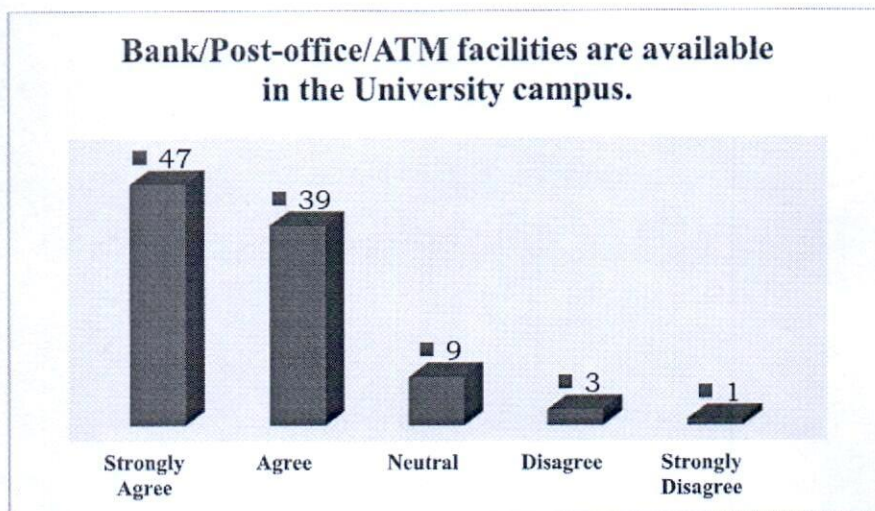


This data indicates that most respondents are satisfied with the hostel facilities, although the 18% who are neutral might indicate an area for further improvement. Addressing the concerns of the dissatisfied group could help enhance the hostel experience.



Bank/Post-office/ATM facilities are available in the University campus.

Response	Percentage	Respondents
Strongly Agree	47	75
Agree	39	62
Neutral	9	15
Disagree	3	5
Strongly Disagree	1	2
Total	100	159



A combined 86% (from "Strongly Agree" and "Agree") believe that bank, post-office, and ATM facilities are available on the University campus.



SECTION - ALUMNI



RESEARCH METHODOLOGY

Data Type:	Primary
Data Collection Tool:	Survey (Online)
Sample Size:	69
Sample Frame:	Students of IFTM University who passed out of the University before 2023-24 from School of Law
Sampling:	Probability Sampling
Questionnaire:	Five-point Likert scale



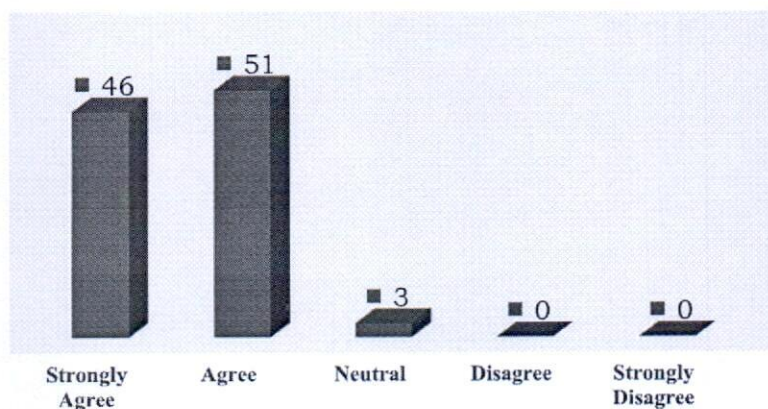
PART – A

CURRICULUM

The curriculum provided added flexibility and diversity among the offered courses across the programmes.

Response	Percentage	Respondents
Strongly Agree	46	32
Agree	51	35
Neutral	3	2
Disagree	0	0
Strongly Disagree	0	0
Total	100	69

The curriculum provided added flexibility and diversity among the offered courses across the programmes.



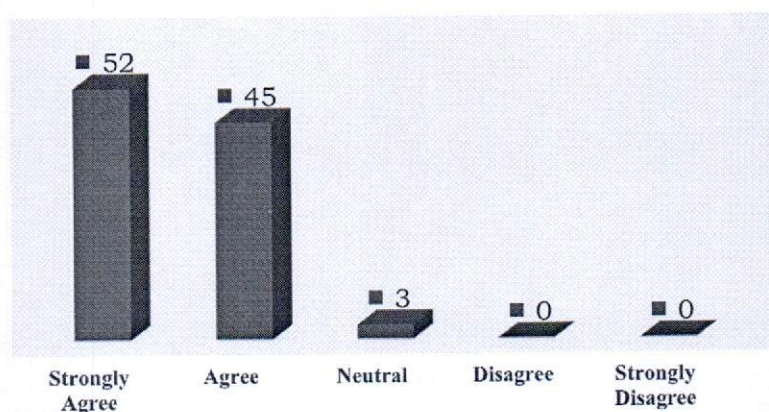
This data shows that most respondents are satisfied with the flexibility and diversity of the curriculum across the programmes, with no significant concerns expressed.



The curriculum based on courses of the programme led to employability, skill development and entrepreneurship.

Response	Percentage	Respondents
Strongly Agree	52	36
Agree	45	31
Neutral	3	2
Disagree	0	0
Strongly Disagree	0	0
Total	100	69

The curriculum based on courses of the programme led to employability, skill development and entrepreneurship.



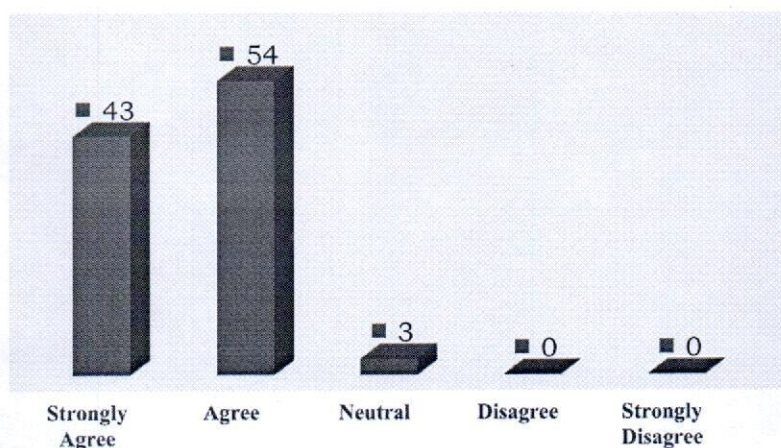
This data indicates that most respondents are satisfied with how the curriculum contributes to employability and skill development, with no significant concerns raised.



The offered course structure and syllabus was interesting and easy to understand.

Response	Percentage	Respondents
Strongly Agree	43	30
Agree	54	37
Neutral	3	2
Disagree	0	0
Strongly Disagree	0	0
Total	100	69

The offered course structure and syllabus was interesting and easy to understand.



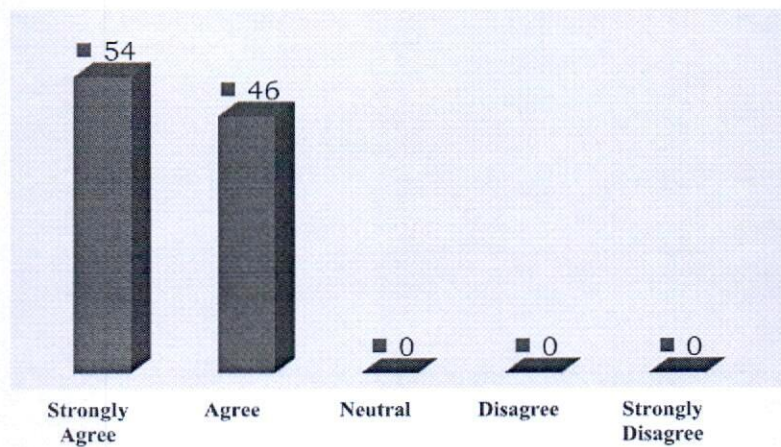
A combined 97% (from "Strongly Agree" and "Agree") believe that the course structure and syllabus were interesting and easy to understand.



The curriculum offered by the University met with the industry requirements.

Response	Percentage	Respondents
Strongly Agree	54	37
Agree	46	32
Neutral	0	0
Disagree	0	0
Strongly Disagree	0	0
Total	100	69

The curriculum offered by the University met with the industry requirements.



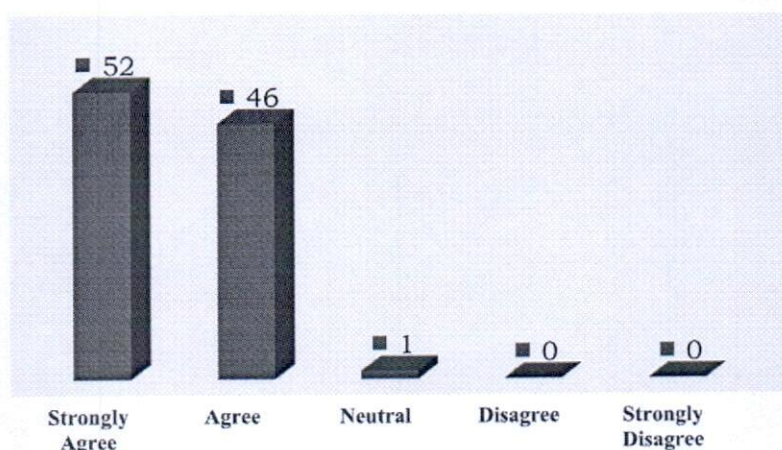
This data indicates that all respondents feel the curriculum is well-aligned with industry needs, highlighting its relevance and effectiveness in preparing students for the professional world.



The offered curriculum ensured the development of communication skills.

Response	Percentage	Respondents
Strongly Agree	52	36
Agree	46	32
Neutral	1	1
Disagree	0	0
Strongly Disagree	0	0
Total	100	69

The offered curriculum ensured the development of communication skills.



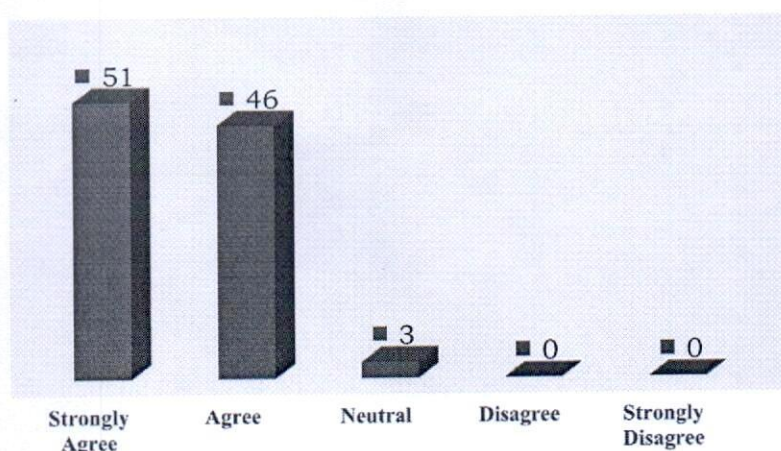
This suggests a strong positive response, indicating that most respondents found the curriculum effective in developing communication skills.



The curriculum was found to bridge the gap between theory and practical exercises.

Response	Percentage	Respondents
Strongly Agree	51	35
Agree	46	32
Neutral	3	2
Disagree	0	0
Strongly Disagree	0	0
Total	100	69

The curriculum was found to bridge the gap between theory and practical exercises.



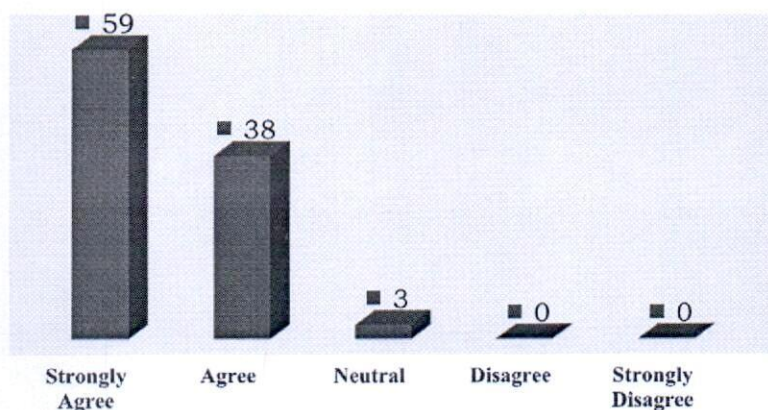
This suggests a highly favourable response, with the majority of respondents viewing the curriculum as effective in integrating theoretical knowledge with practical application.



The Value added courses (VAC) offered by the University were relevant to develop more learning skills.

Response	Percentage	Respondents
Strongly Agree	59	41
Agree	38	26
Neutral	3	2
Disagree	0	0
Strongly Disagree	0	0
Total	100	69

The Value added courses (VAC) offered by the University were relevant to develop more learning skills.

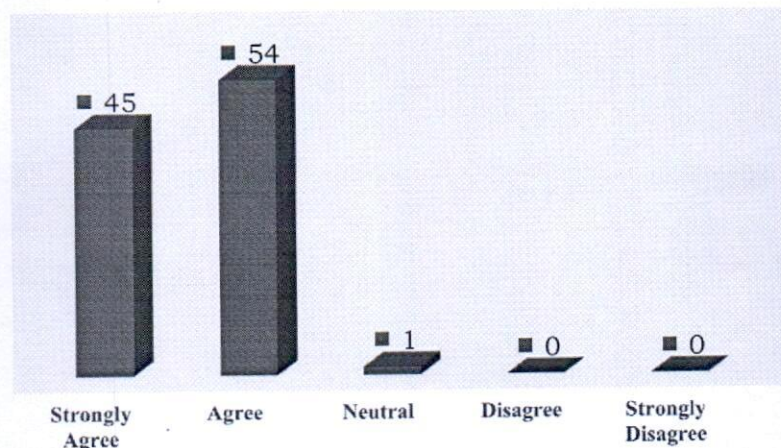


This indicates a very positive perception of the VACs, with most respondents finding them valuable for enhancing their learning and skills.

The courses offered in the programme were found to be relevant to my job ambitions.

Response	Percentage	Respondents
Strongly Agree	45	31
Agree	54	37
Neutral	1	1
Disagree	0	0
Strongly Disagree	0	0
Total	100	69

The courses offered in the programme were found to be relevant to my job ambitions.

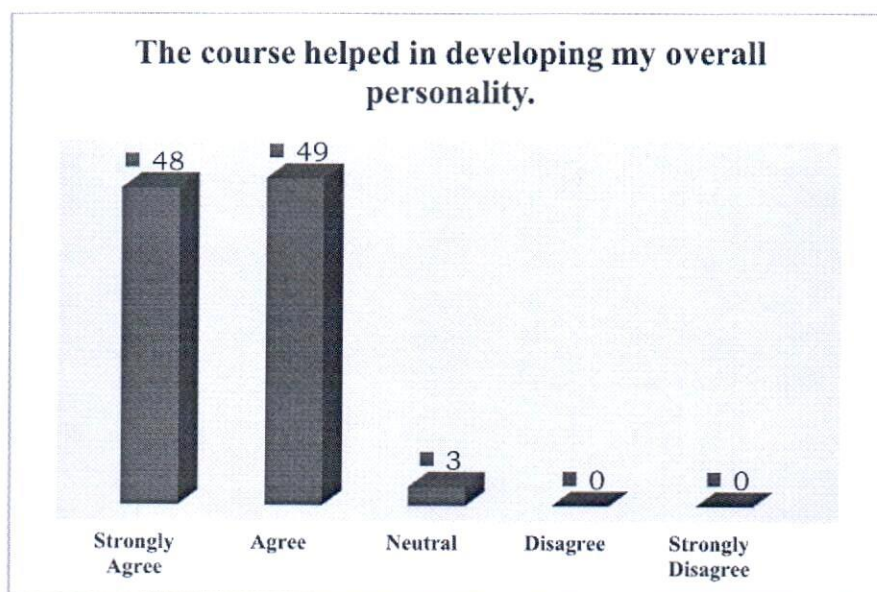


This suggests that most respondents find the programme's courses highly relevant to their career goals and ambitions.



The course helped in developing my overall personality.

Response	Percentage	Respondents
Strongly Agree	48	33
Agree	49	34
Neutral	3	2
Disagree	0	0
Strongly Disagree	0	0
Total	100	69

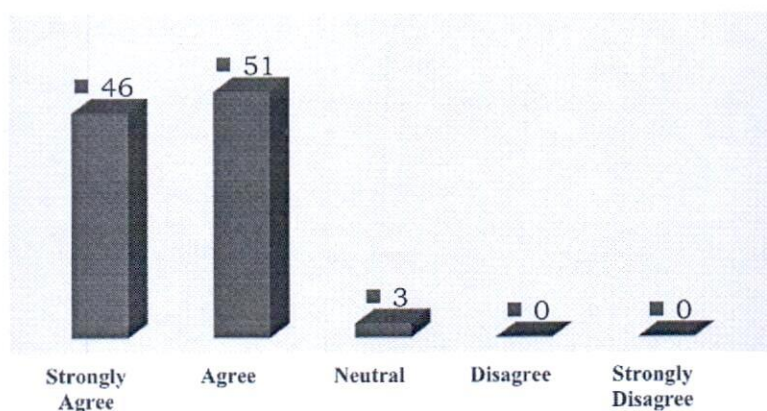


This suggests that the course was largely effective in helping students develop their personality, as reflected by the overwhelmingly positive responses.

The curriculum prescribed for your programme during your term in the university was appropriate.

Response	Percentage	Respondents
Strongly Agree	46	32
Agree	51	35
Neutral	3	2
Disagree	0	0
Strongly Disagree	0	0
Total	100	69

The curriculum prescribed for your programme during your term in the university was appropriate.

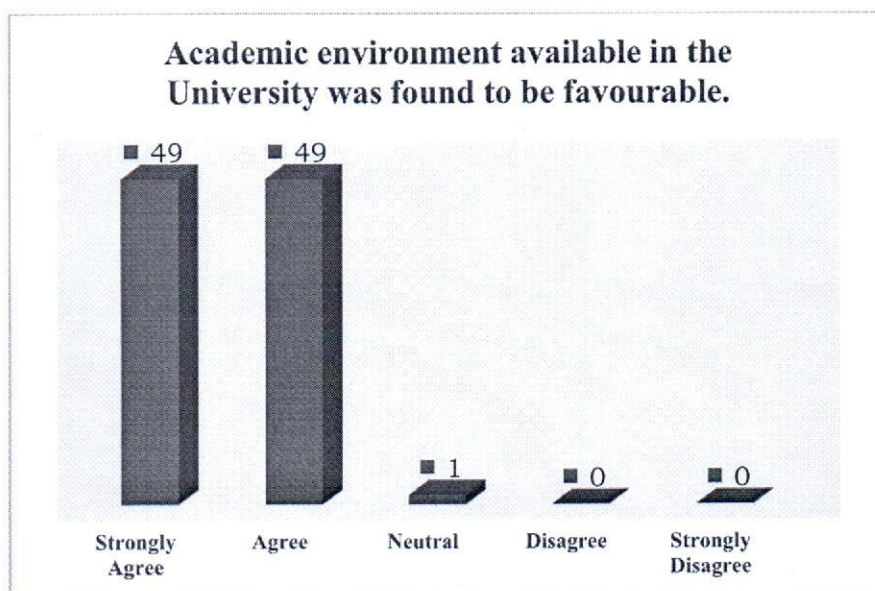


This indicates a strong consensus that the curriculum was suitable for the programme during their term in the university.



Academic environment available in the University was found to be favourable.

Response	Percentage	Respondents
Strongly Agree	49	34
Agree	49	34
Neutral	1	1
Disagree	0	0
Strongly Disagree	0	0
Total	100	69



This suggests that the academic environment in the university is perceived very positively by most respondents.

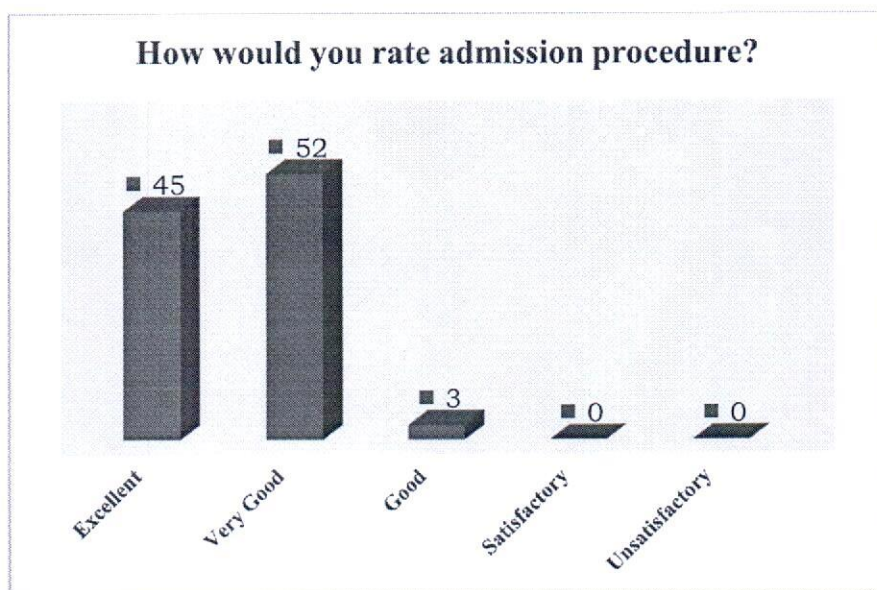


PART – B

INSTITUTIONAL FACILITIES

How would you rate admission procedure?

Response	Percentage	Respondents
Excellent	45	31
Very Good	52	36
Good	3	2
Satisfactory	0	0
Unsatisfactory	0	0
Total	100	69

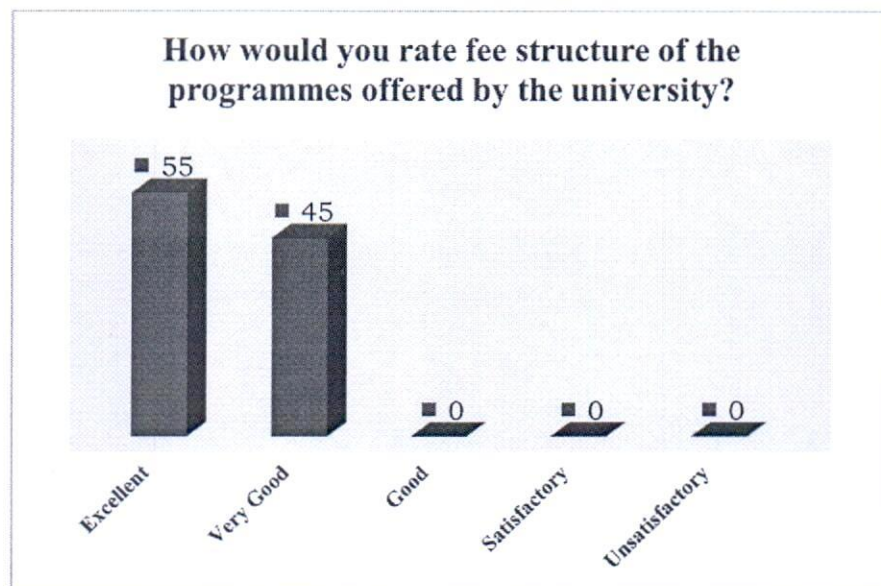


This indicates that most respondents had a very positive experience with the admission procedure.



How would you rate fee structure of the programmes offered by the university?

Response	Percentage	Respondents
Excellent	55	38
Very Good	45	31
Good	0	0
Satisfactory	0	0
Unsatisfactory	0	0
Total	100	69

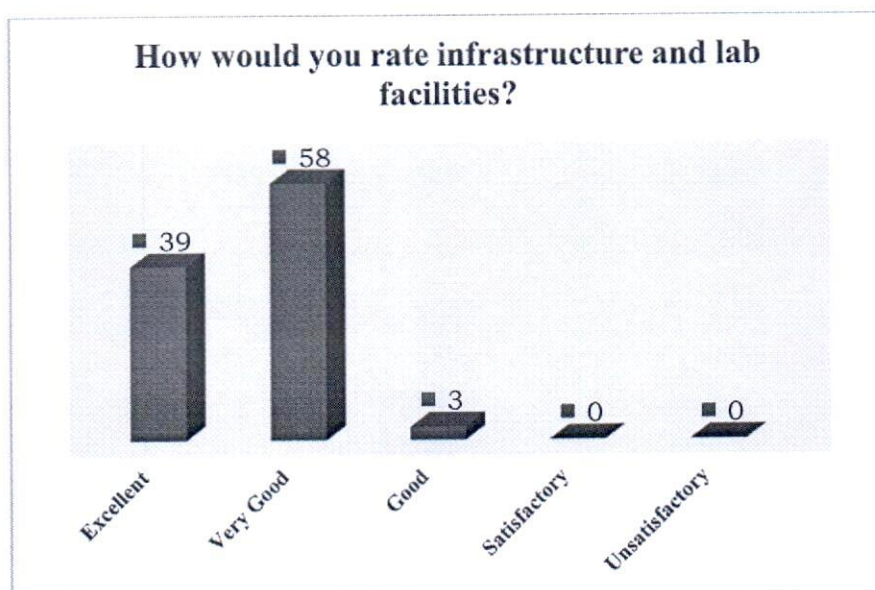


This suggests that the fee structure of the programmes is highly regarded by the respondents, with no negative feedback.



How would you rate infrastructure and lab facilities?

Response	Percentage	Respondents
Excellent	39	27
Very Good	58	40
Good	3	2
Satisfactory	0	0
Unsatisfactory	0	0
Total	100	69

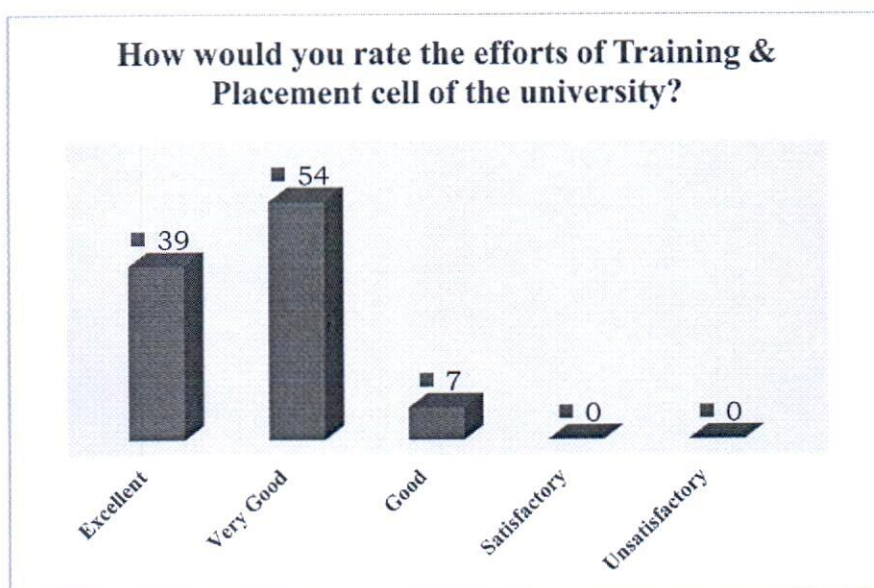


This indicates that the infrastructure and lab facilities are highly regarded by the respondents, with a majority rating them as “Very Good”.



How would you rate the efforts of Training & Placement cell of the university?

Response	Percentage	Respondents
Excellent	39	27
Very Good	54	37
Good	7	5
Satisfactory	0	0
Unsatisfactory	0	0
Total	100	69

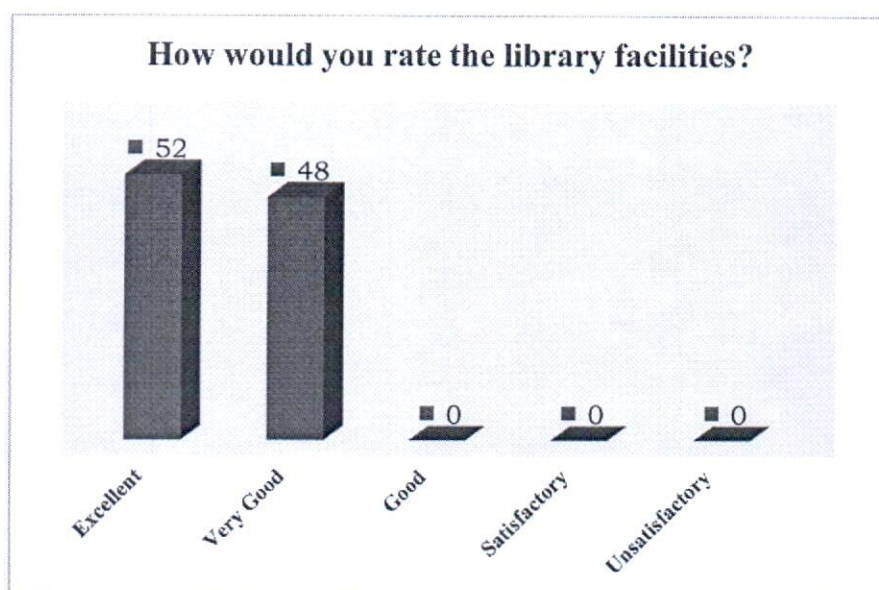


A combined 93% (from "Excellent" and "Very Good") rated the efforts of the T&P cell positively.



How would you rate the library facilities?

Response	Percentage	Respondents
Excellent	52	36
Very Good	48	33
Good	0	0
Satisfactory	0	0
Unsatisfactory	0	0
Total	100	69

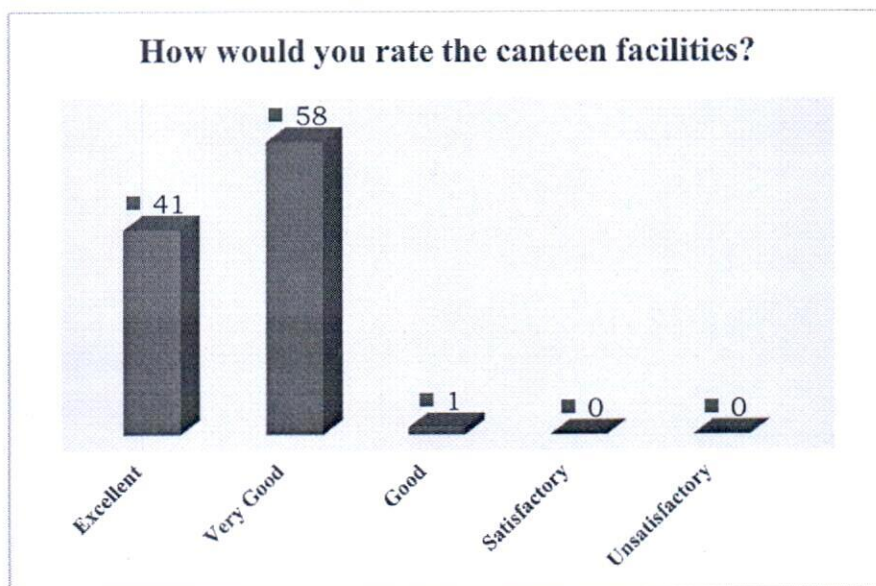


This indicates a very positive perception of the library facilities, with all respondents either extremely satisfied ("Excellent") or very satisfied ("Very Good").



How would you rate the canteen facilities?

Response	Percentage	Respondents
Excellent	41	28
Very Good	58	40
Good	1	1
Satisfactory	0	0
Unsatisfactory	0	0
Total	100	69

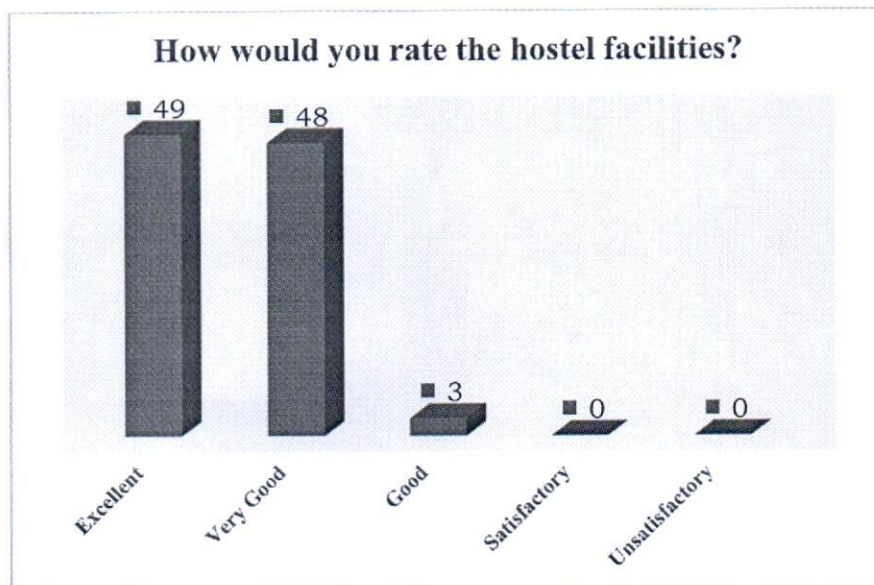


This shows that the canteen facilities are highly regarded by most respondents, with only a small portion offering a neutral rating.



How would you rate the hostel facilities?

Response	Percentage	Respondents
Excellent	49	34
Very Good	48	33
Good	3	2
Satisfactory	0	0
Unsatisfactory	0	0
Total	100	69

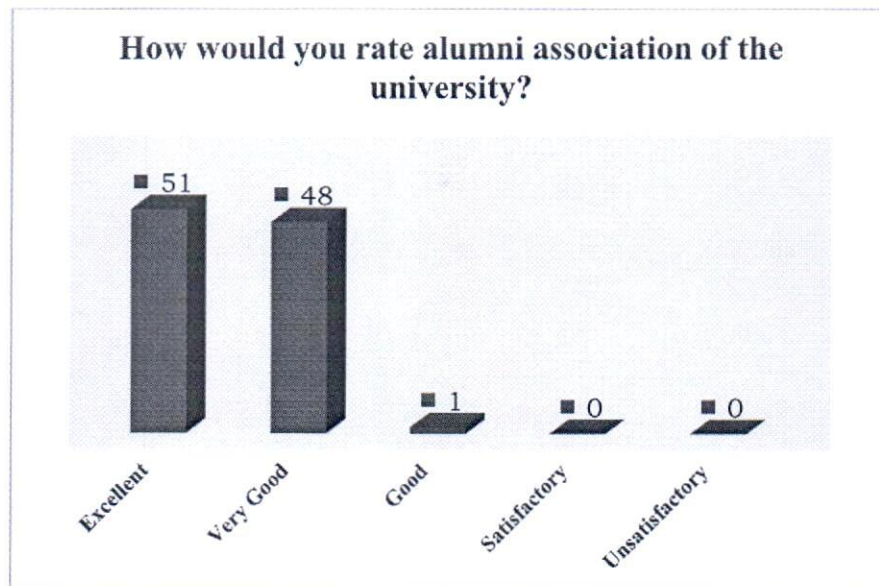


This indicates a strong overall satisfaction with the hostel facilities, with most respondents giving high ratings.



How would you rate alumni association of the university?

Response	Percentage	Respondents
Excellent	51	35
Very Good	48	33
Good	1	1
Satisfactory	0	0
Unsatisfactory	0	0
Total	100	69

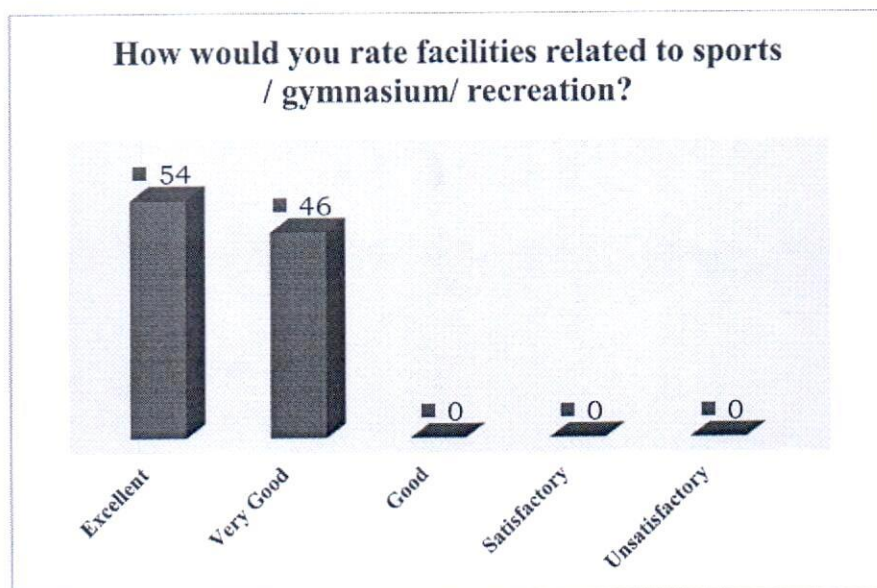


A total of 99% of respondents rated the alumni association positively, with 51% giving it an "Excellent" rating and 48% rating it "Very Good".



How would you rate facilities related to sports / gymnasium/ recreation?

Response	Percentage	Respondents
Excellent	54	37
Very Good	46	32
Good	0	0
Satisfactory	0	0
Unsatisfactory	0	0
Total	100	69

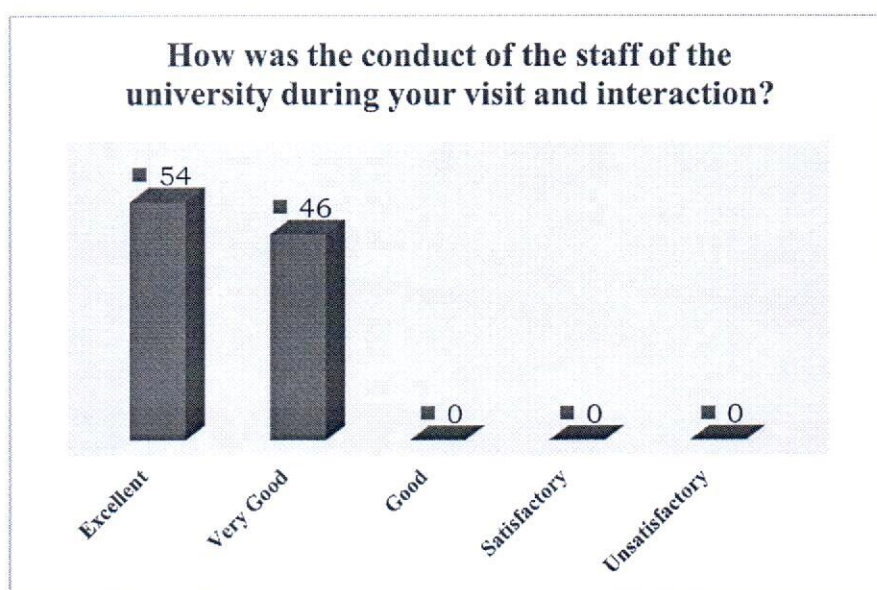


100% of the respondents rated the sports, gymnasium, and recreation facilities positively, with 54% rating it as "Excellent" and 46% as "Very Good".



How was the conduct of the staff of the university during your visit and interaction?

Response	Percentage	Respondents
Excellent	54	37
Very Good	46	32
Good	0	0
Satisfactory	0	0
Unsatisfactory	0	0
Total	100	69

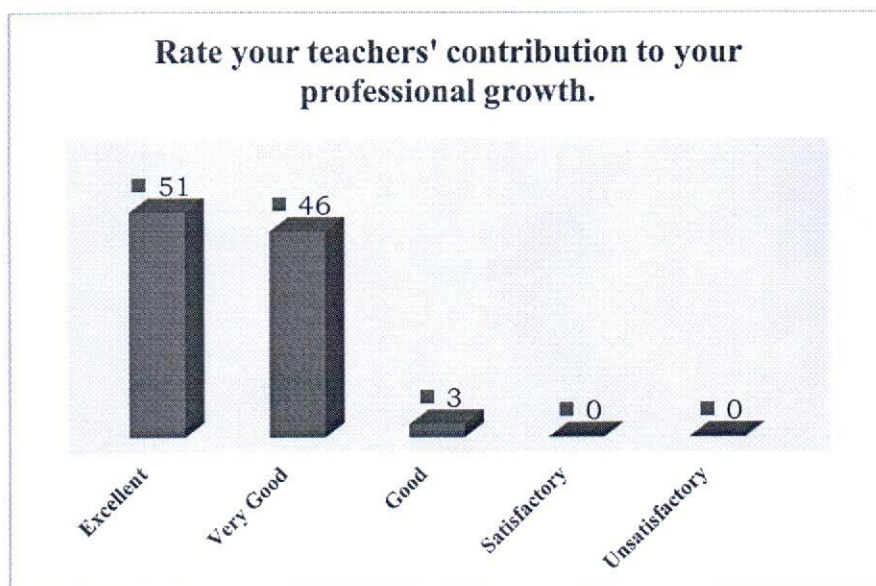


100% of the respondents rated the conduct of the staff positively, with 54% rating it as "Excellent" and 46% as "Very Good".



Rate your teachers' contribution to your professional growth.

Response	Percentage	Respondents
Excellent	51	35
Very Good	46	32
Good	3	2
Satisfactory	0	0
Unsatisfactory	0	0
Total	100	69



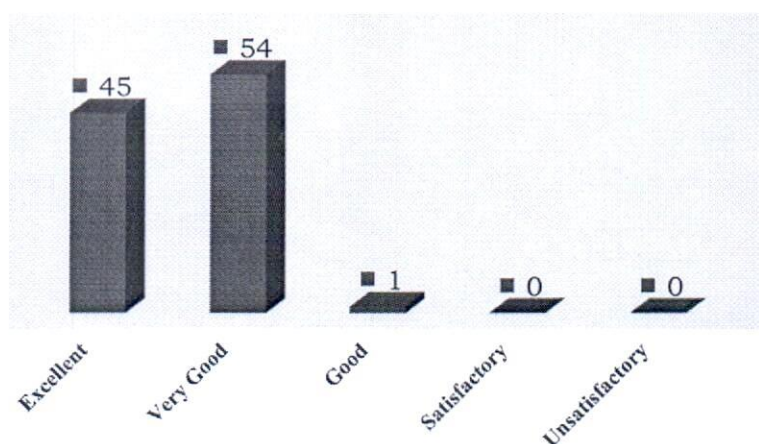
97% of the respondents rated their teachers' contribution positively, with 51% rating it as "Excellent" and 46% as "Very Good". This indicates a strong positive perception of teachers' role in professional development.



Rate the quality of education imparted in the University.

Response	Percentage	Respondents
Excellent	45	31
Very Good	54	37
Good	1	1
Satisfactory	0	0
Unsatisfactory	0	0
Total	100	69

Rate the quality of education imparted in the University.



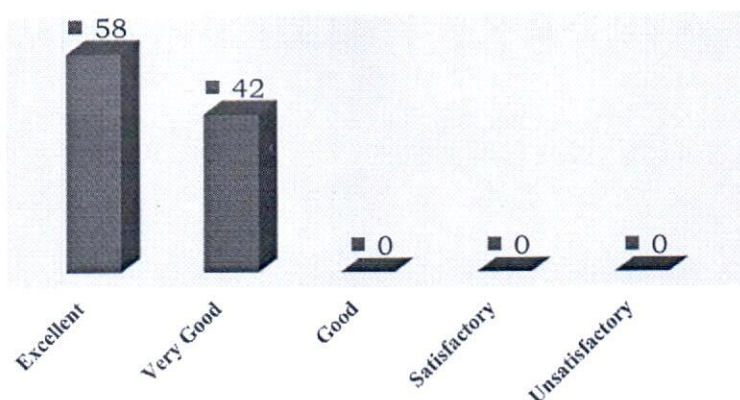
99% of the respondents rated the quality of education positively, with 45% rating it as "Excellent" and 54% as "Very Good". This reflects a high level of satisfaction with the quality of education offered by the university.



Rate the suitability of skills-related courses to the industry which were included in the programmes.

Response	Percentage	Respondents
Excellent	58	40
Very Good	42	29
Good	0	0
Satisfactory	0	0
Unsatisfactory	0	0
Total	100	69

Rate the suitability of skills-related courses to the industry which were included in the programmes.

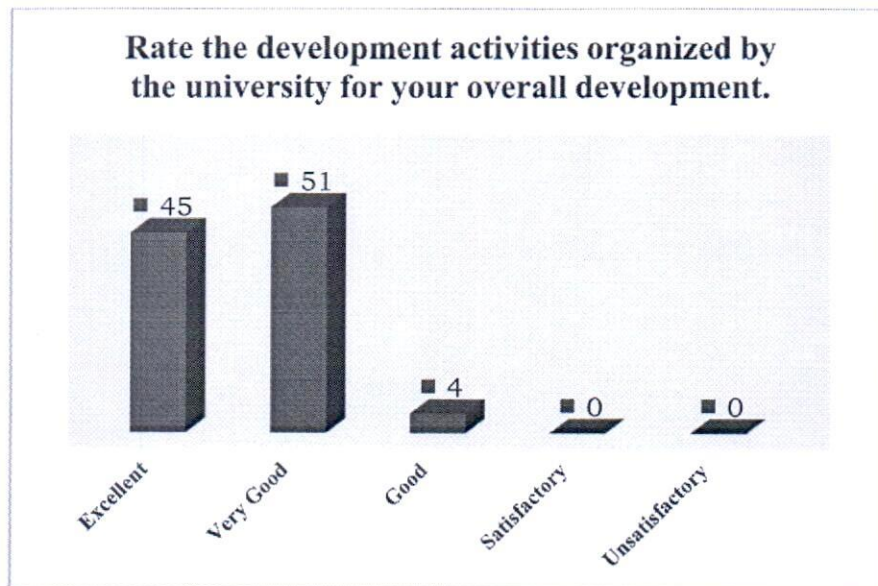


A total of 100% of respondents rated the courses as either "Excellent" or "Very Good," indicating that all respondents felt the skills-related courses were well-suited to industry needs.



Rate the development activities organized by the university for your overall development.

Response	Percentage	Respondents
Excellent	45	31
Very Good	51	35
Good	4	3
Satisfactory	0	0
Unsatisfactory	0	0
Total	100	69

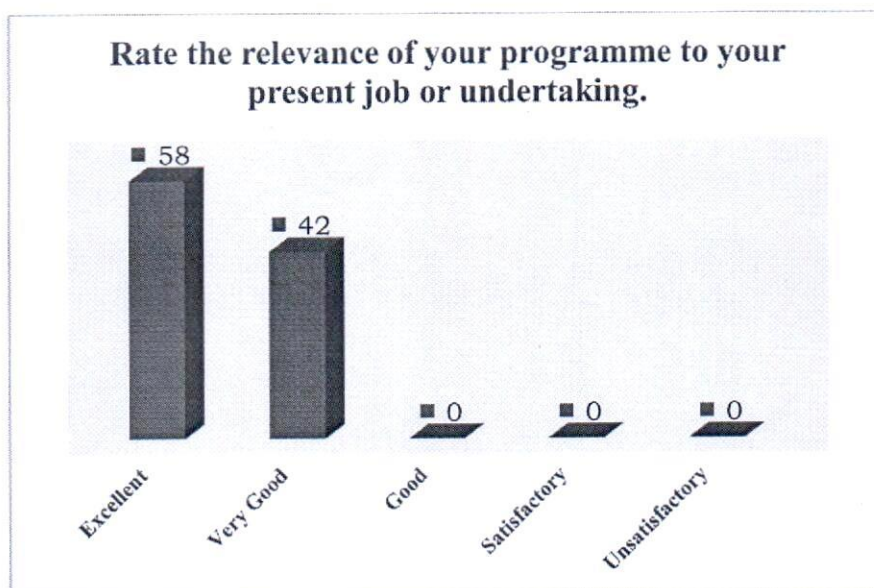


96% of respondents rated the development activities positively, with 45% giving an "Excellent" rating and 51% rating them as "Very Good." This indicates that the students found the development activities to be beneficial and impactful for their overall growth.



Rate the relevance of your programme to your present job or undertaking.

Response	Percentage	Respondents
Excellent	58	40
Very Good	42	29
Good	0	0
Satisfactory	0	0
Unsatisfactory	0	0
Total	100	69



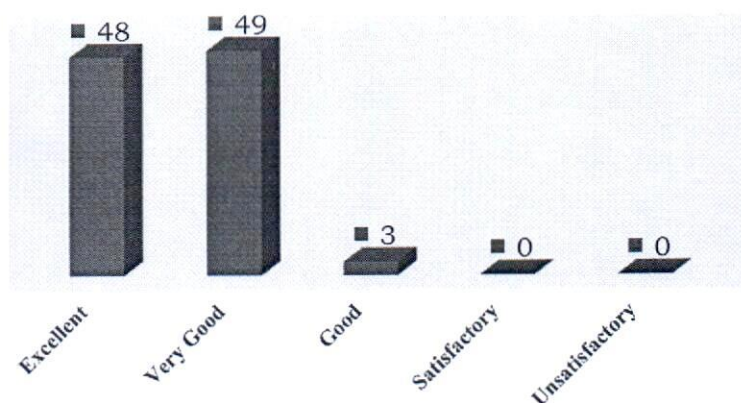
100% of respondents rated the relevance of the programme positively, with 58% giving an "Excellent" rating and 42% rating it as "Very Good." This shows a strong alignment between the programme and the respondents' current job or undertaking.



The efforts of the University for Personality Development/ Soft Skills/ Group Discussion Techniques.

Response	Percentage	Respondents
Excellent	48	33
Very Good	49	34
Good	3	2
Satisfactory	0	0
Unsatisfactory	0	0
Total	100	69

The efforts of the University for Personality Development/ Soft Skills/ Group Discussion Techniques.



Most respondents (97%) rated the University's efforts in Personality Development and Soft Skills as either "Excellent" or "Very Good." This reflects positively on the University's initiatives in enhancing the students' skills in these areas.



SECTION - EMPLOYER



RESEARCH METHODOLOGY

Data Type:	Primary
Data Collection Tool:	Survey (Online)
Sample Size:	7
Sample Frame:	Business Organisations provided employment/ training to students of IFTM University from School of Law
Sampling:	Probability Sampling
Questionnaire:	Five-point Likert scale



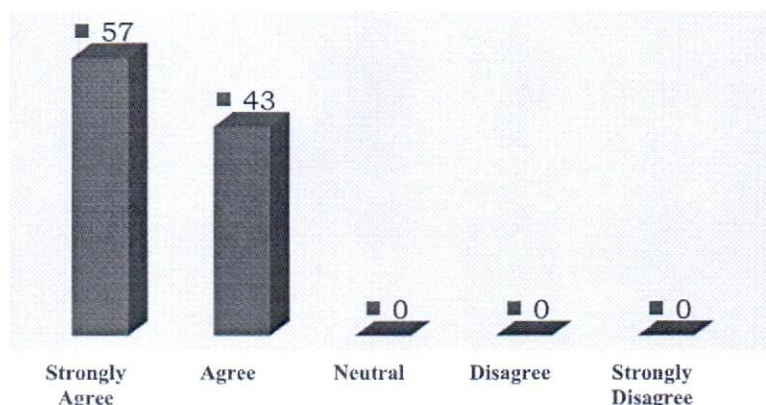
PART – A

CURRICULUM

The programmes offered by IFTM university have applicability to real life situations and practical approach.

Response	Percentage	Respondents
Strongly Agree	57	4
Agree	43	3
Neutral	0	0
Disagree	0	0
Strongly Disagree	0	0
Total	100	7

**The programmes offered by IFTM university
have applicability to real life situations and
practical approach.**

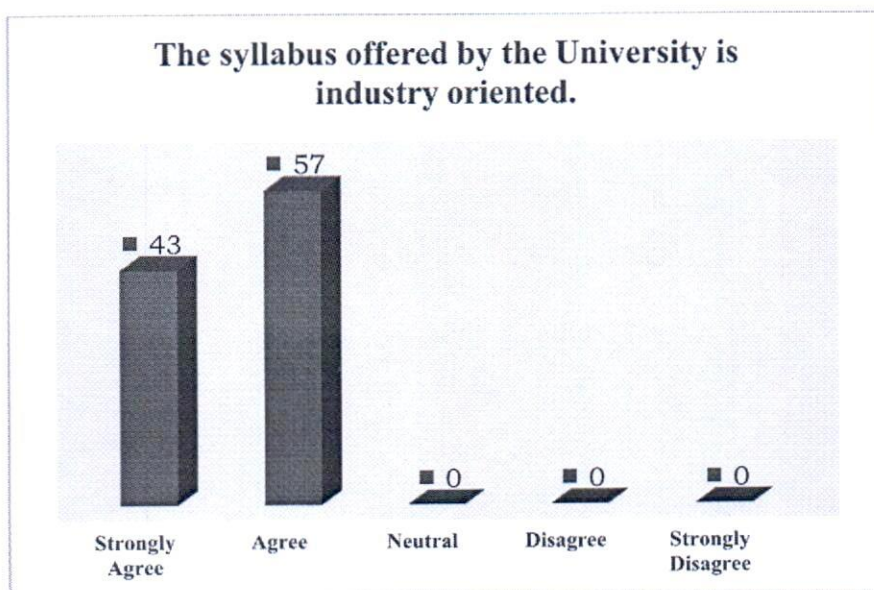


Most respondents (100%) either strongly agreed or agreed that the programmes offered by IFTM University have applicability to real-life situations and a practical approach. This suggests that the curriculum is well-regarded for its relevance and practical orientation.



The syllabus offered by the University is industry oriented.

Response	Percentage	Respondents
Strongly Agree	43	3
Agree	57	4
Neutral	0	0
Disagree	0	0
Strongly Disagree	0	0
Total	100	7



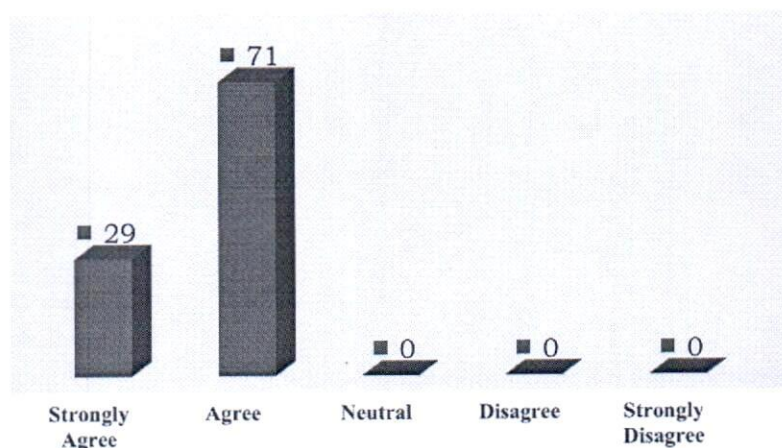
All respondents (100%) either strongly agreed or agreed that the syllabus offered by the University is industry-oriented. This indicates a strong perception of the syllabus being aligned with industry needs.



The curriculum is appraised to keep it up to date with the industrial and societal needs.

Response	Percentage	Respondents
Strongly Agree	29	2
Agree	71	5
Neutral	0	0
Disagree	0	0
Strongly Disagree	0	0
Total	100	7

The curriculum is appraised to keep it up to date with the industrial and societal needs.

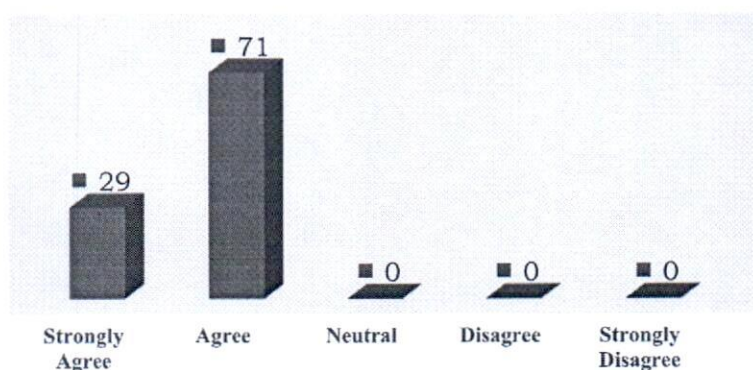


100% of the respondents either strongly agreed or agreed that the curriculum is regularly updated to meet industrial and societal needs, reflecting a positive view on its relevance and adaptability.

The University gives weightage to employability, skill development and entrepreneurship in curriculum design and development.

Response	Percentage	Respondents
Strongly Agree	29	2
Agree	71	5
Neutral	0	0
Disagree	0	0
Strongly Disagree	0	0
Total	100	7

The University gives weightage to employability, skill development and entrepreneurship in curriculum design and development.

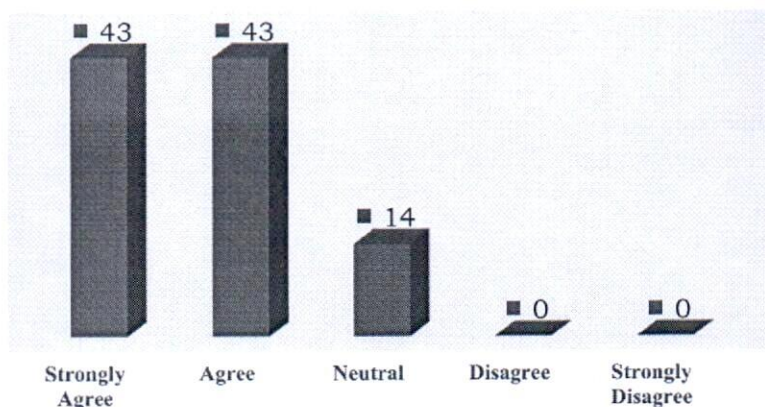


100% of the respondents either strongly agreed or agreed that the University focuses on employability, skill development, and entrepreneurship in its curriculum, indicating a strong alignment with industry and personal development needs.

The syllabus offered by the University is conducive for the students' readiness towards recruitment.

Response	Percentage	Respondents
Strongly Agree	43	3
Agree	43	3
Neutral	14	1
Disagree	0	0
Strongly Disagree	0	0
Total	100	7

The syllabus offered by the University is conducive for the students' readiness towards recruitment.



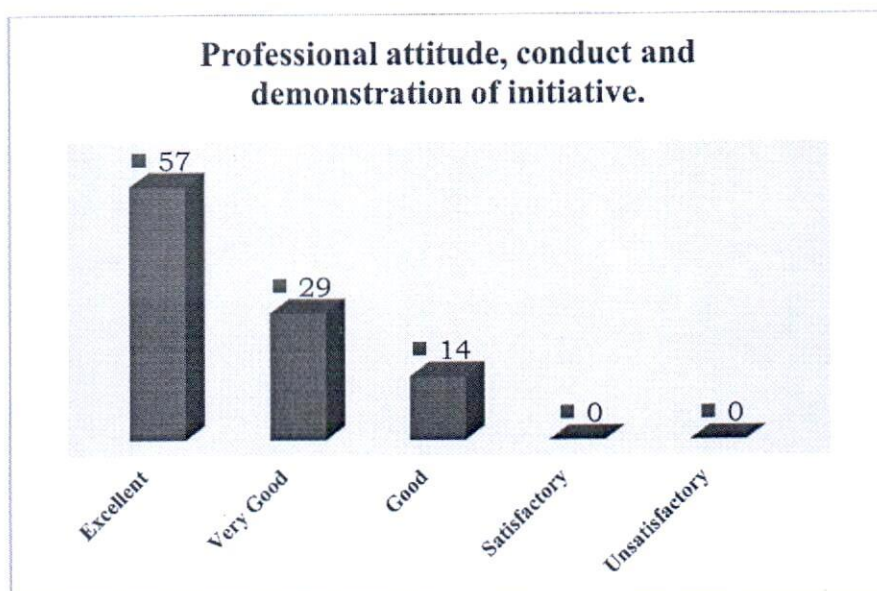
86% of respondents either strongly agreed or agreed that the syllabus prepares students well for recruitment, indicating that the curriculum is considered relevant and effective for job readiness.

PART – B

WORK PERFORMANCE

Professional attitude, conduct and demonstration of initiative.

Response	Percentage	Respondents
Excellent	57	4
Very Good	29	2
Good	14	1
Satisfactory	0	0
Unsatisfactory	0	0
Total	100	7

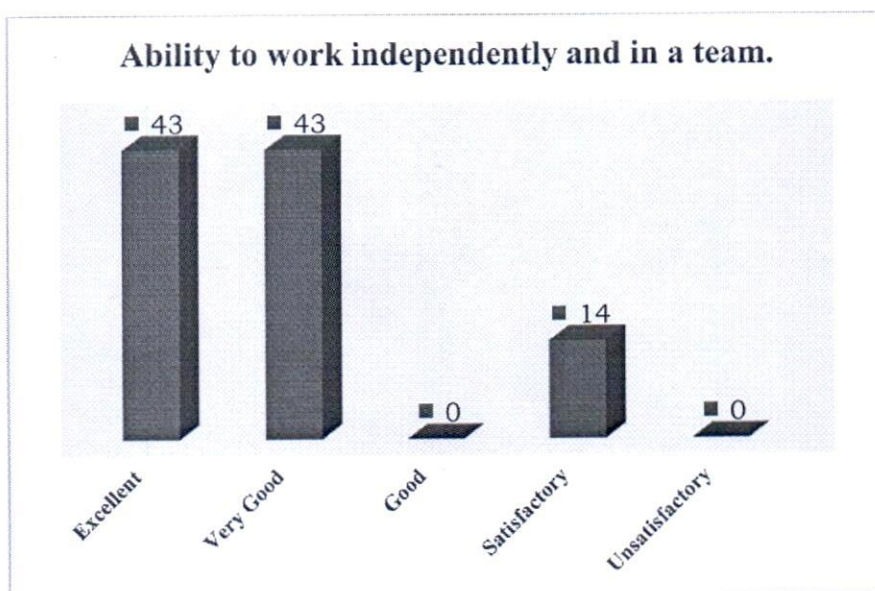


A total of 86% of respondents rated the professional attitude, conduct, and initiative as "Excellent" or "Very Good," suggesting that the university's environment fosters a positive and proactive professional development.



Ability to work independently and in a team.

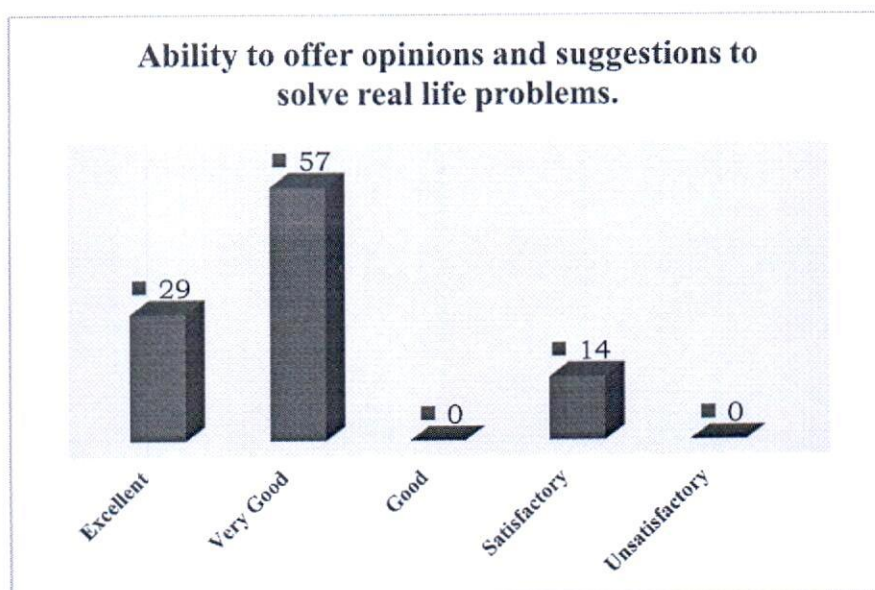
Response	Percentage	Respondents
Excellent	43	3
Very Good	43	3
Good	0	0
Satisfactory	14	1
Unsatisfactory	0	0
Total	100	7



A significant majority of respondents (86%) rated the ability to work both independently and in a team as "Excellent" or "Very Good." This indicates a positive evaluation of teamwork and independent work skills among the university's students.

Ability to offer opinions and suggestions to solve real life problems.

Response	Percentage	Respondents
Excellent	29	2
Very Good	57	4
Good	0	0
Satisfactory	14	1
Unsatisfactory	0	0
Total	100	7

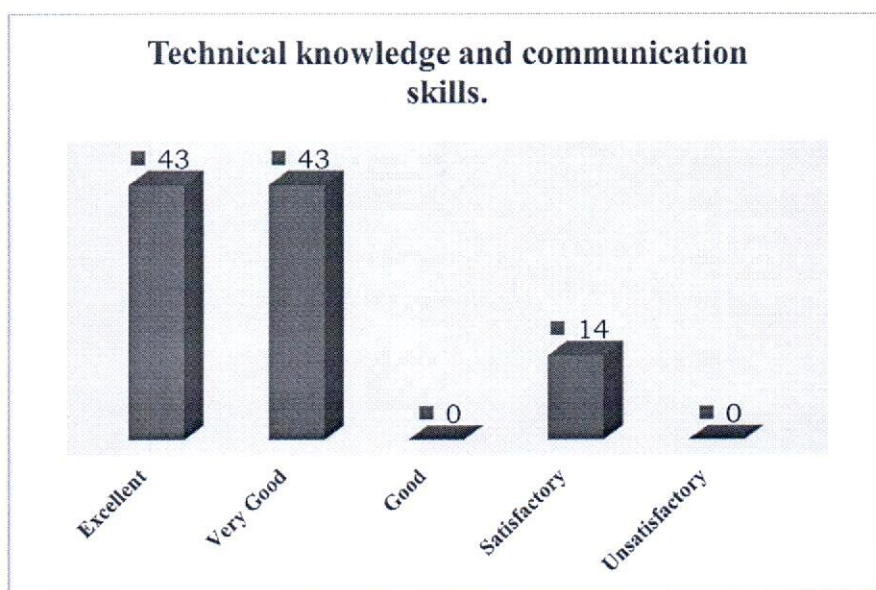


Most respondents (86%) rated the ability to offer opinions and suggestions for real-life problems as "Very Good" or "Excellent," reflecting strong confidence in problem-solving skills among students.



Technical knowledge and communication skills.

Response	Percentage	Respondents
Excellent	43	3
Very Good	43	3
Good	0	0
Satisfactory	14	1
Unsatisfactory	0	0
Total	100	7

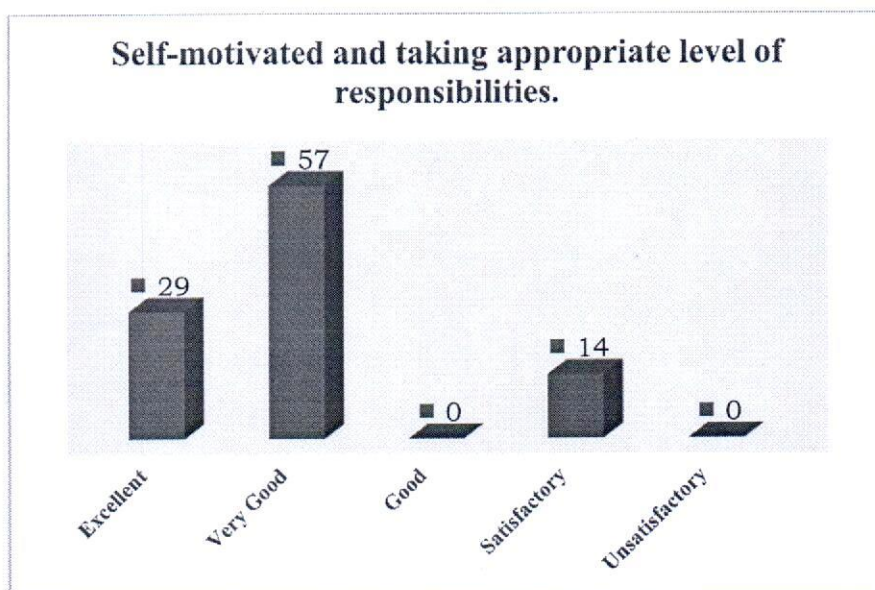


A majority (86%) of respondents rated their technical knowledge and communication skills as either "Excellent" or "Very Good," with a smaller portion (14%) rating them as "Satisfactory." This suggests a generally strong performance in these areas.



Self-motivated and taking appropriate level of responsibilities.

Response	Percentage	Respondents
Excellent	29	2
Very Good	57	4
Good	0	0
Satisfactory	14	1
Unsatisfactory	0	0
Total	100	7

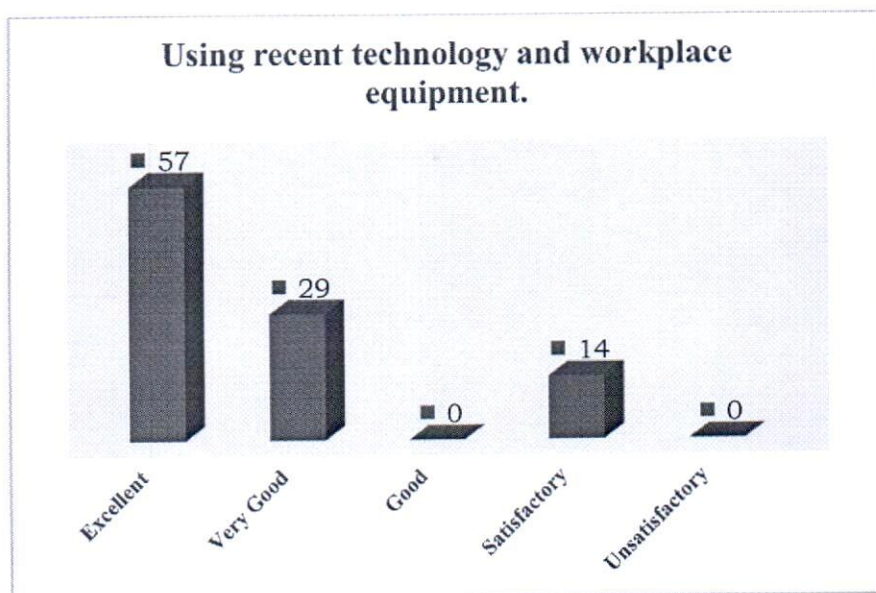


The majority (86%) of respondents rated the self-motivation and responsibility-taking of the students as either "Excellent" or "Very Good," indicating strong performance in this area. Only a small portion (14%) rated it as "Satisfactory."



Using recent technology and workplace equipment.

Response	Percentage	Respondents
Excellent	57	4
Very Good	29	2
Good	0	0
Satisfactory	14	1
Unsatisfactory	0	0
Total	100	7

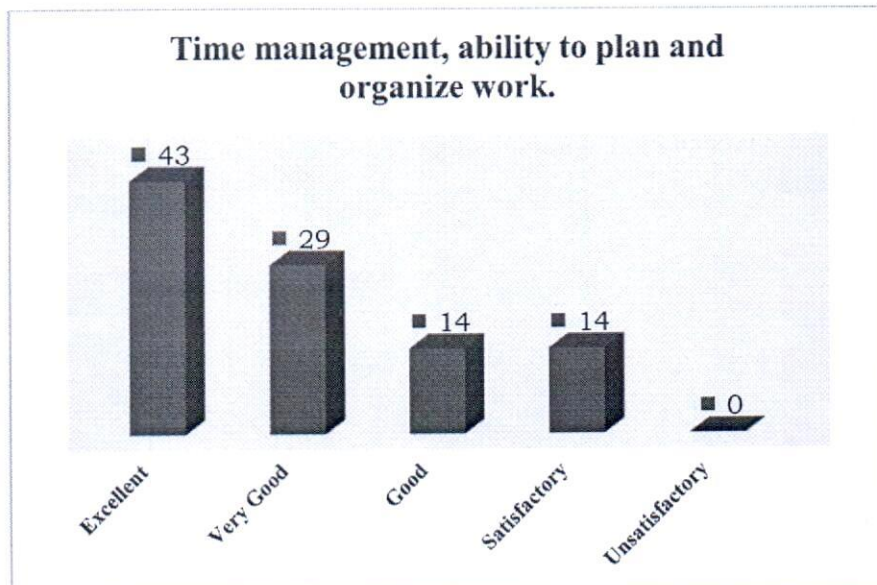


A significant majority (86%) of respondents rated the ability to use recent technology and workplace equipment as either "Excellent" or "Very Good." Only 14% rated it as "Satisfactory," with no respondents rating it as "Good" or "Unsatisfactory." This reflects strong proficiency in using current technology and equipment.



Time management, ability to plan and organize work.

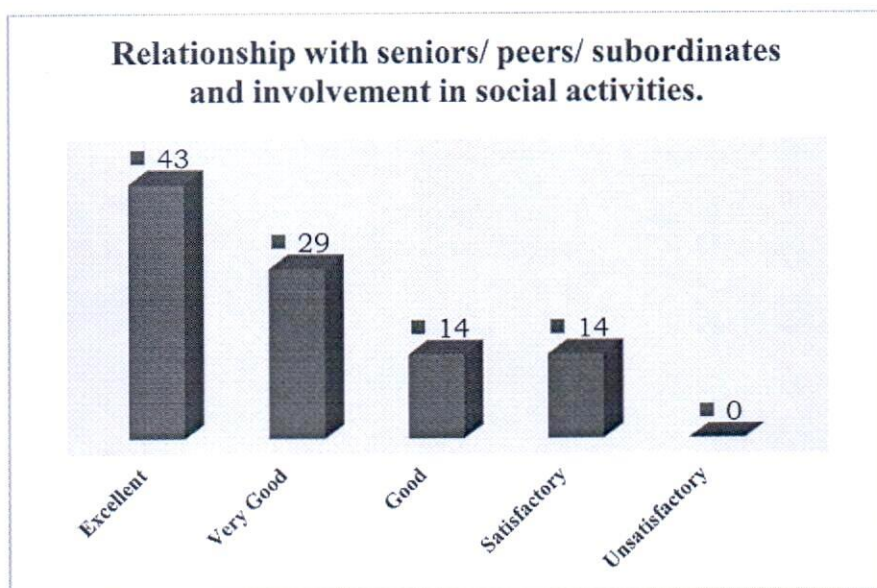
Response	Percentage	Respondents
Excellent	43	3
Very Good	29	2
Good	14	1
Satisfactory	14	1
Unsatisfactory	0	0
Total	100	7



Most respondents (72%) rated the time management, planning, and organizational skills of students as either "Excellent" or "Very Good." However, 14% rated it as "Good," and another 14% as "Satisfactory," indicating room for improvement for some. None rated it as "Unsatisfactory."

Relationship with seniors/ peers/ subordinates and involvement in social activities.

Response	Percentage	Respondents
Excellent	43	3
Very Good	29	2
Good	14	1
Satisfactory	14	1
Unsatisfactory	0	0
Total	100	7

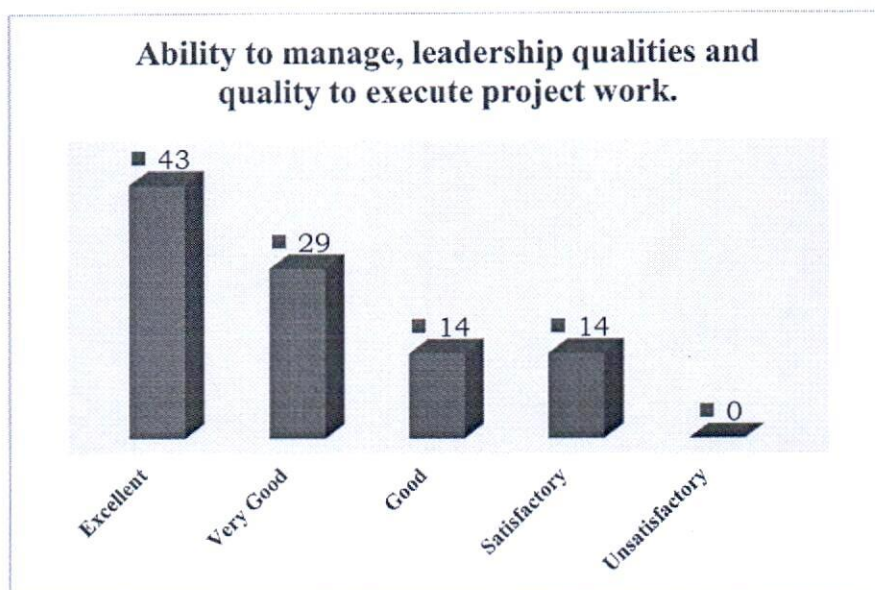


Most respondents (72%) rated the relationships with seniors, peers, subordinates, and involvement in social activities as either "Excellent" or "Very Good." However, 28% rated it as either "Good" or "Satisfactory," suggesting there is still some variation in experiences. No respondents rated it as "Unsatisfactory."



Ability to manage, leadership qualities and quality to execute project work.

Response	Percentage	Respondents
Excellent	43	3
Very Good	29	2
Good	14	1
Satisfactory	14	1
Unsatisfactory	0	0
Total	100	7

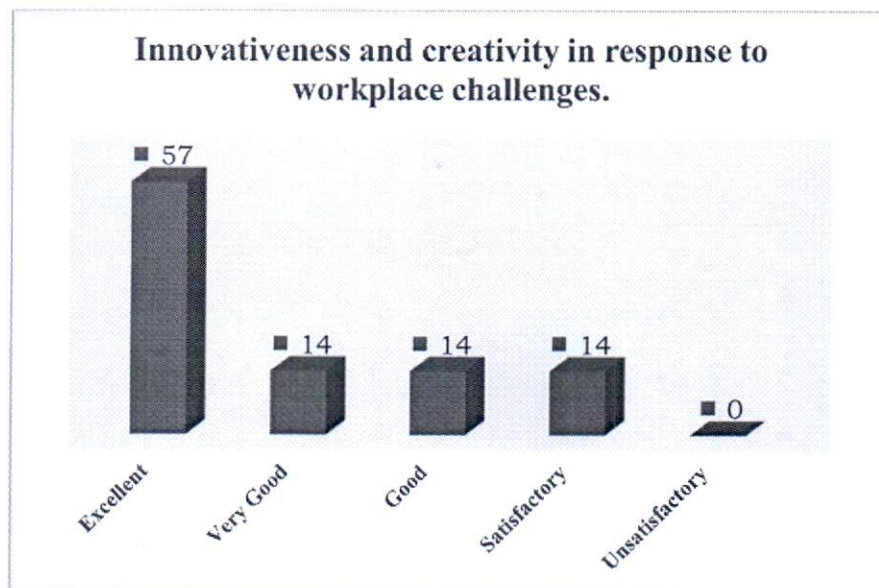


Most respondents (72%) rated the ability to manage, leadership qualities, and execution of project work as "Excellent" or "Very Good." However, 28% rated it as "Good" or "Satisfactory," indicating a varied experience with respect to leadership and project management skills. No respondents rated it as "Unsatisfactory."



Innovativeness and creativity in response to workplace challenges.

Response	Percentage	Respondents
Excellent	57	4
Very Good	14	1
Good	14	1
Satisfactory	14	1
Unsatisfactory	0	0
Total	100	7

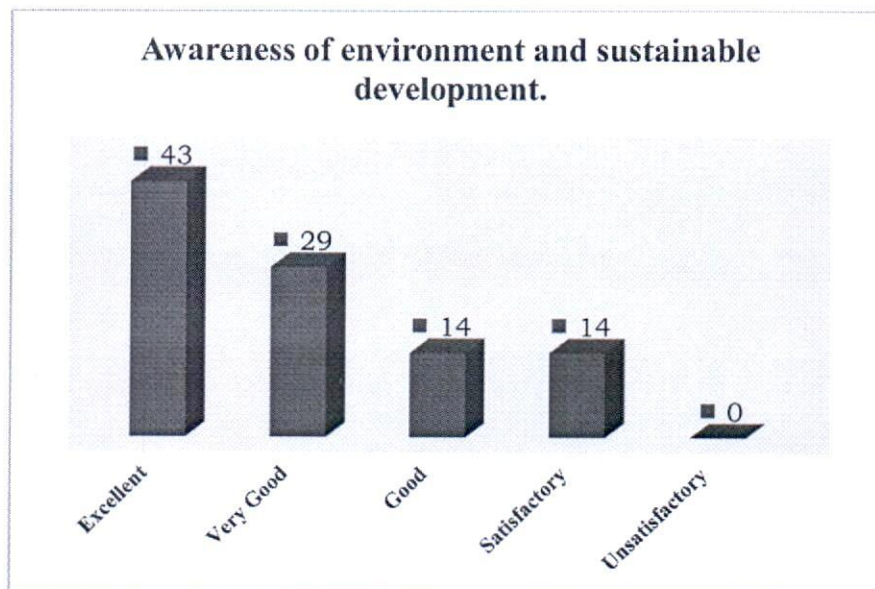


Most respondents (72%) rated the ability to manage, leadership qualities, and execution of project work as "Excellent" or "Very Good." However, 28% rated it as "Good" or "Satisfactory," indicating a varied experience with respect to leadership and project management skills. No respondents rated it as "Unsatisfactory."



Awareness of environment and sustainable development.

Response	Percentage	Respondents
Excellent	43	3
Very Good	29	2
Good	14	1
Satisfactory	14	1
Unsatisfactory	0	0
Total	100	7

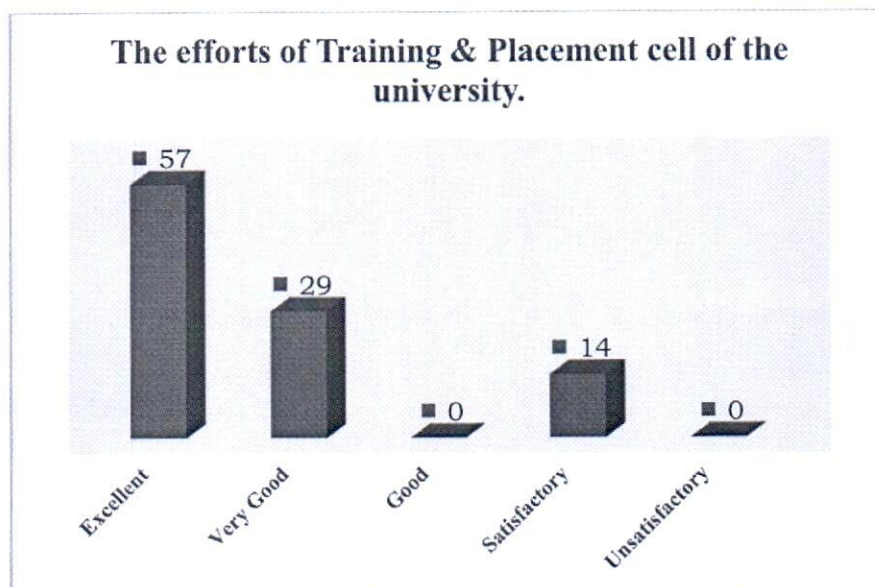


The results suggest a generally high level of awareness about the environment and sustainable development, with a few respondents indicating that their knowledge is moderate but still acceptable.



The efforts of Training & Placement cell of the university.

Response	Percentage	Respondents
Excellent	57	4
Very Good	29	2
Good	0	0
Satisfactory	14	1
Unsatisfactory	0	0
Total	100	7



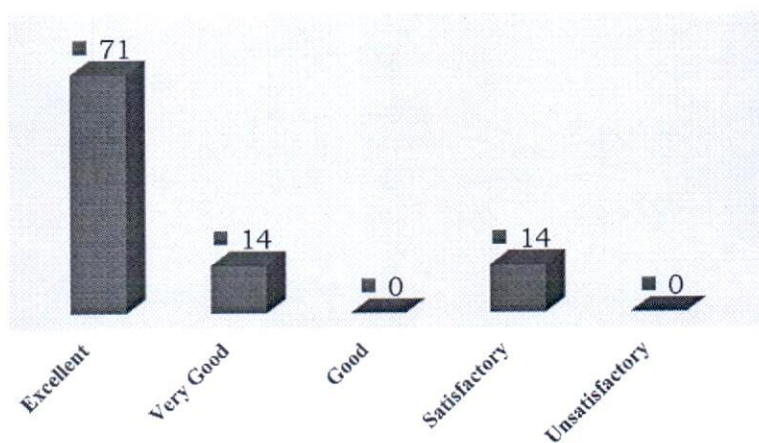
Most respondents (86%) rated the efforts of the Training & Placement cell as either "Excellent" or "Very Good."



The conduct of the staff of the university during your visit and interactions.

Response	Percentage	Respondents
Excellent	71	5
Very Good	14	1
Good	0	0
Satisfactory	14	1
Unsatisfactory	0	0
Total	100	7

The conduct of the staff of the university during your visit and interactions.



Most respondents (71%) rated the conduct of the staff as "Excellent."

