



---

**IFTM UNIVERSITY**

**MORADABAD**

---

---

**CURRICULUM FEEDBACK REPORT**  
**SCHOOL OF SCIENCES**

**2023-24**

---

Curriculum adopted by the University provides not only a structure for teaching; instead, it is a measurable plan. It helps quantify the efforts being put by all the stakeholders of the ecosystem. Its acceptance amongst all the stakeholders and suitability is a pre requisite to the ultimate purpose of learning and development, at the University.

To bridge any gap between the expectations and the perception in regards to the curriculum, an annual survey is conducted for all the key stakeholders, viz., teachers, students, alumni, and employers.

The curriculum feedback collected from various stakeholders, provides valuable insights into the relevance and effectiveness of the University's academic programs. Stakeholders appreciate the inclusion of contemporary topics, practical exposure, and interdisciplinary approaches. However, recommendations suggest enhancing industry-academia collaboration, updating course content to align with current trends, and incorporating more skill-based and experiential learning opportunities. Faculty members have emphasized the need for more flexibility in course structures, while students advocate for improved access to digital learning tools. These suggestions will guide future curriculum revisions to ensure the programs remain robust, competitive, and aligned with academic and professional excellence.



# SECTION - TEACHERS



## RESEARCH METHODOLOGY

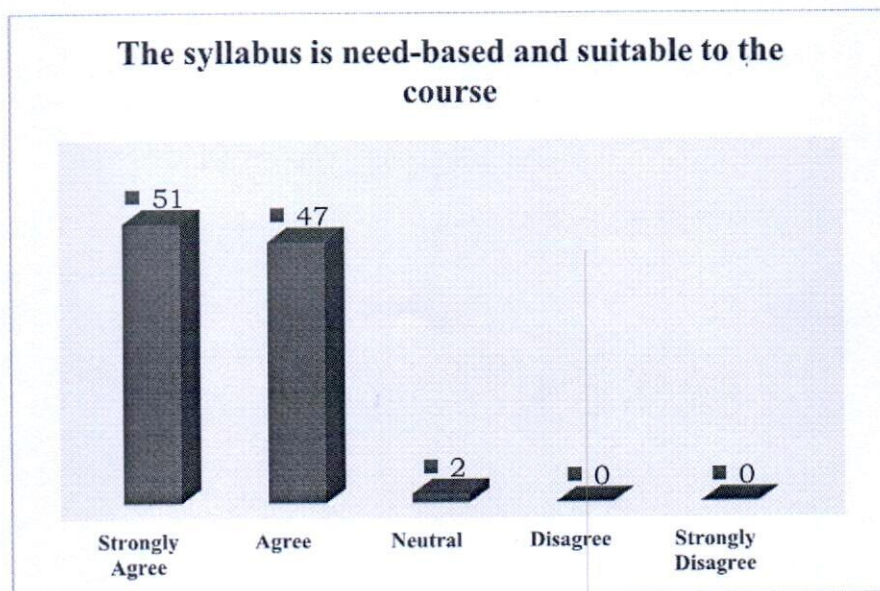
<b>Data Type:</b>	Primary
<b>Data Collection Tool:</b>	Survey (Online)
<b>Sample Size:</b>	59
<b>Sample Frame:</b>	Teachers of IFTM University in 2023-24 in School of Sciences
<b>Sampling:</b>	Probability Sampling
<b>Questionnaire:</b>	Five-point Likert scale



**PART – A**  
**CURRICULUM DESIGN AND DEVELOPMENT**

The syllabus is need-based and suitable to the course

Response	Percentage	Respondents
Strongly Agree	51	30
Agree	47	28
Neutral	2	1
Disagree	0	0
Strongly Disagree	0	0
<b>Total</b>	<b>100</b>	<b>59</b>

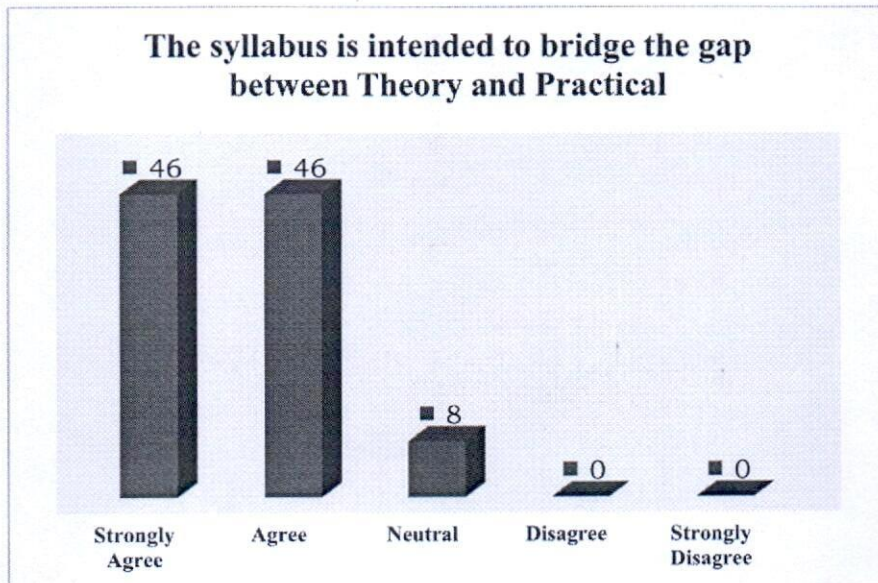


The faculty members (98%) agreed that the syllabus is need-based and it is suitable to the course. None of the faculty members were found to disagree in this regard.



**The syllabus is intended to bridge the gap between Theory and Practical**

Response	Percentage	Respondents
Strongly Agree	46	27
Agree	46	27
Neutral	8	5
Disagree	0	0
Strongly Disagree	0	0
Total	100	59



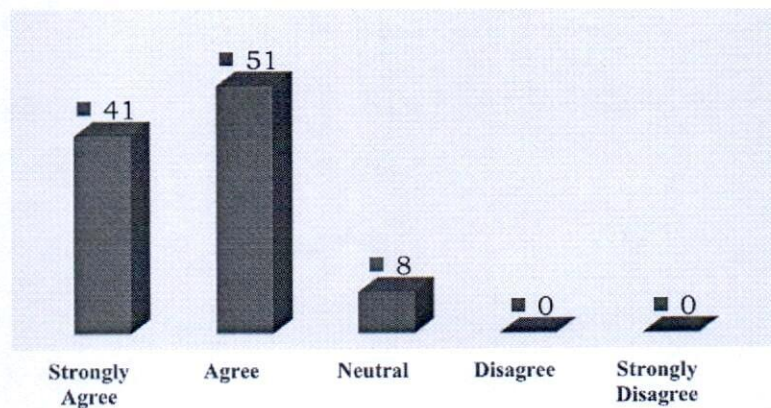
While 92% of the faculty members agreed that the syllabus is intended to bridge the gap between theory and practical; about 8% stayed neutral to the given statement.



**The faculty members are given enough freedom to contribute their ideas on curriculum design and development**

Response	Percentage	Respondents
Strongly Agree	41	24
Agree	51	30
Neutral	8	5
Disagree	0	0
Strongly Disagree	0	0
<b>Total</b>	<b>100</b>	<b>59</b>

**The faculty members are given enough freedom to contribute their ideas on curriculum design and development**



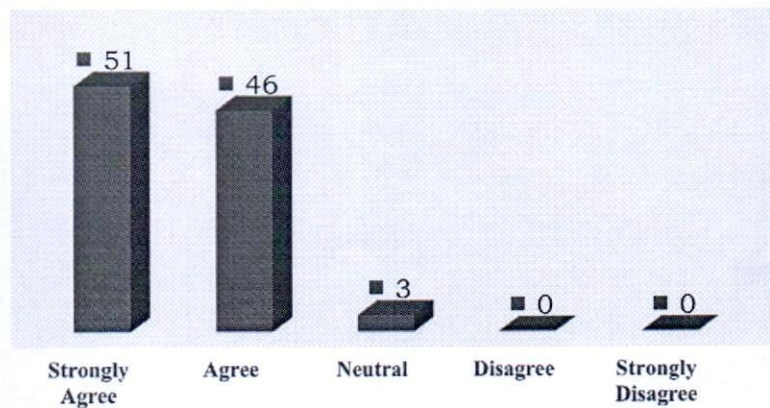
While 92 % of the faculty members agreed that they are given enough freedom to contribute their ideas on curriculum design and development; about 8% remained neutral.



**Employability and skill development are given due weightage in curriculum design and development**

Response	Percentage	Respondents
Strongly Agree	51	30
Agree	46	27
Neutral	3	2
Disagree	0	0
Strongly Disagree	0	0
<b>Total</b>	<b>100</b>	<b>59</b>

**Employability and skill development are given due weightage in curriculum design and development**



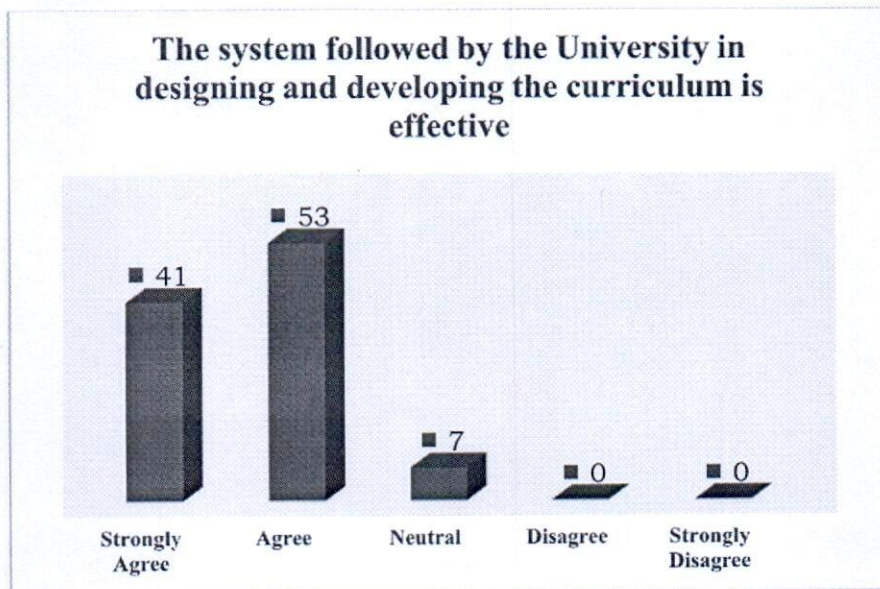
Most of the faculty members (97%) agreed that employability and skill development are given due weightage in curriculum design and development; while 3% kept their response neutral.





The system followed by the University in designing and developing the curriculum is effective

Response	Percentage	Respondents
Strongly Agree	41	24
Agree	53	31
Neutral	7	4
Disagree	0	0
Strongly Disagree	0	0
<b>Total</b>	<b>100</b>	<b>59</b>

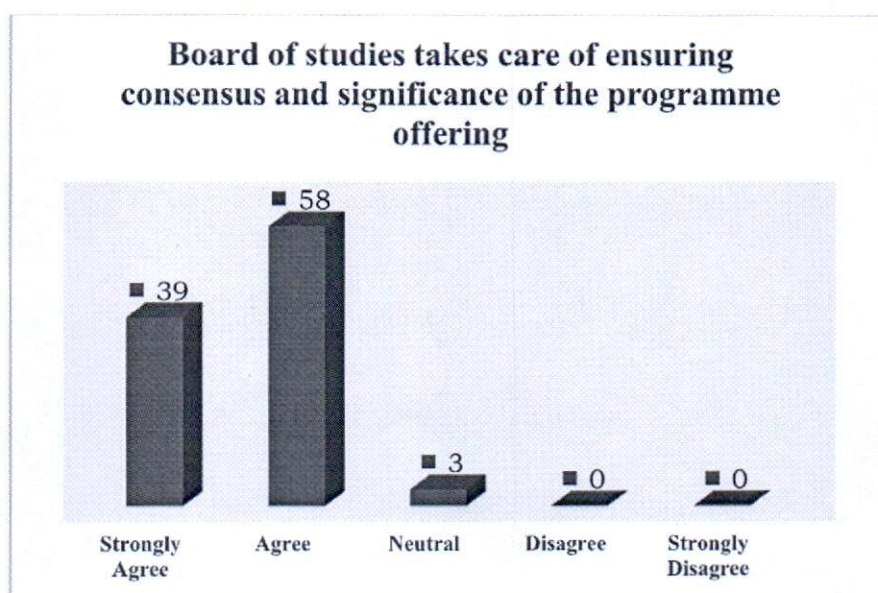


With 93% faculty members agreed that the system followed by the University in designing and developing the curriculum is effective.



**Board of studies takes care of ensuring consensus and significance of the programme offering**

Response	Percentage	Respondents
Strongly Agree	39	23
Agree	58	34
Neutral	3	2
Disagree	0	0
Strongly Disagree	0	0
<b>Total</b>	<b>100</b>	<b>59</b>




While 97% of the faculty members strongly agreed that the board of studies takes care of ensuring consensus and significance of the programme offering; about 3% agreed with the given statement and 2% respondents remained neutral to the statement.



The objectives of the programme is clearly indicated in the Programme Specific Objectives (PSOs)

Response	Percentage	Respondents
Strongly Agree	36	21
Agree	61	36
Neutral	3	2
Disagree	0	0
Strongly Disagree	0	0
Total	100	59

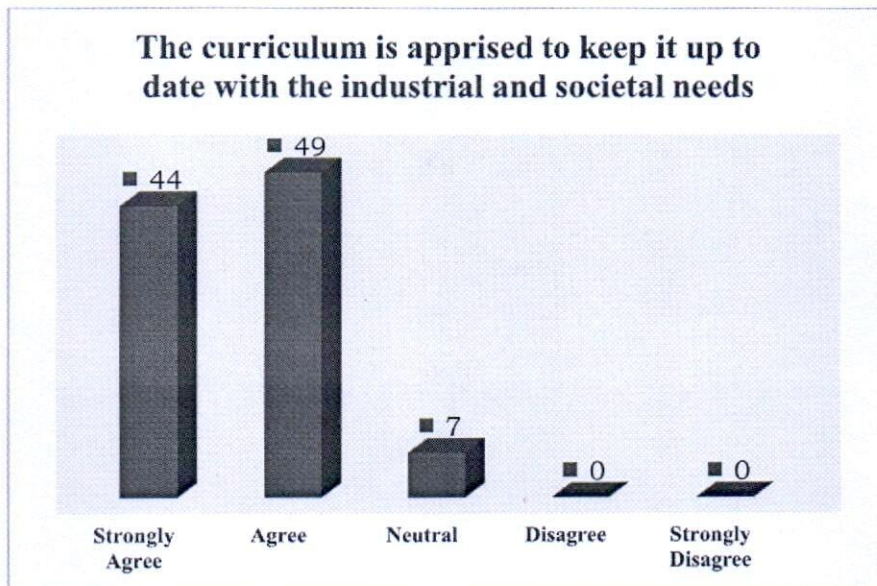


97% faculty members agreed that the objectives of the programme are clearly indicated in the Programme Specific Objectives (PSOs). None of the faculty members were found to disagree in this regard.



**The curriculum is appraised to keep it up to date with the industrial and societal needs**

Response	Percentage	Respondents
Strongly Agree	44	26
Agree	49	29
Neutral	7	4
Disagree	0	0
Strongly Disagree	0	0
Total	100	59

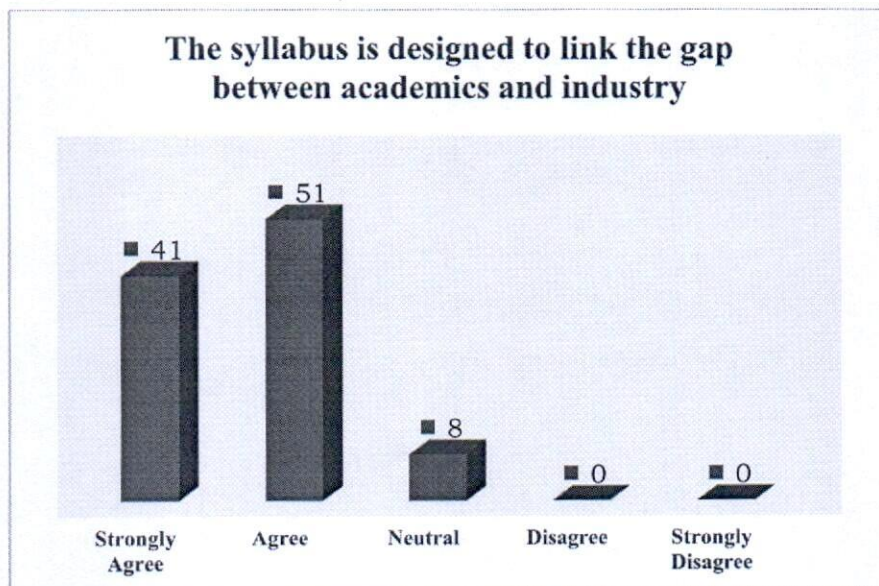


While 93 % of the faculty members agreed that the curriculum is appraised to keep it up to date with the industrial and societal needs; about 7% stayed neutral to the statement.



The syllabus is designed to link the gap between academics and industry

Response	Percentage	Respondents
Strongly Agree	41	24
Agree	51	30
Neutral	8	5
Disagree	0	0
Strongly Disagree	0	0
Total	100	59

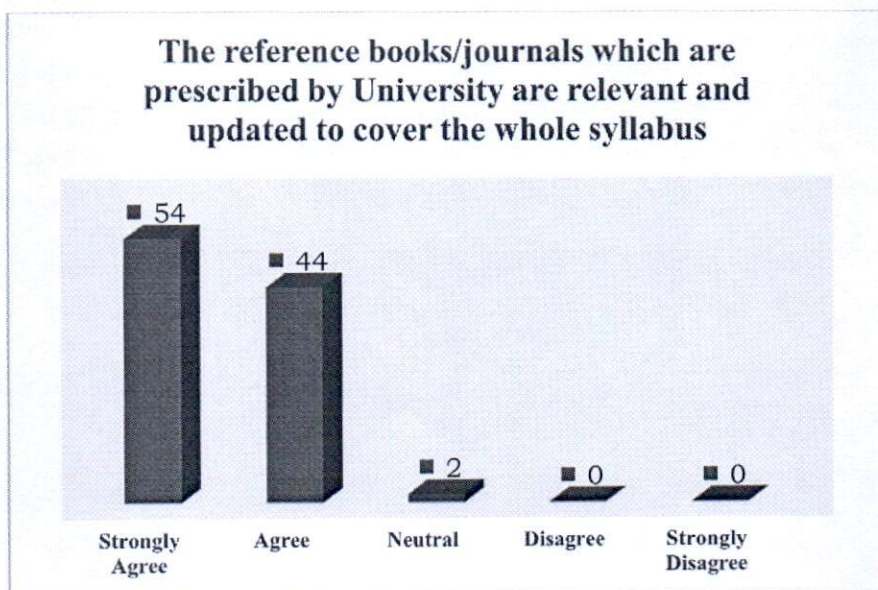


As per the table given above, 98% faculty members agreed that the syllabus is designed to link the gap between academics and industry.



The reference books/journals which are prescribed by University are relevant and updated to cover the whole syllabus

Response	Percentage	Respondents
Strongly Agree	54	32
Agree	44	26
Neutral	2	1
Disagree	0	0
Strongly Disagree	0	0
Total	100	59



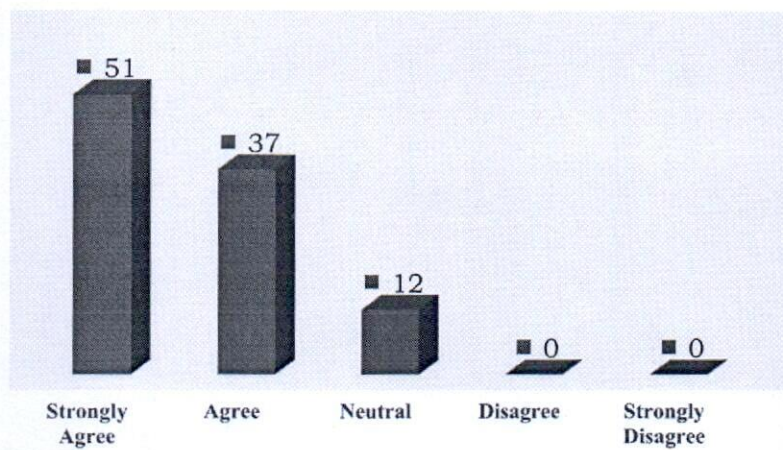
While 98% of the faculty members either strongly agreed or agreed that the reference books/journals which are prescribed by University are relevant and updated to cover the whole syllabus; only 2% are neutral with their views.



**Aims and objectives of the curriculum are well defined and clear to teacher and students**

Response	Percentage	Respondents
Strongly Agree	51	30
Agree	37	22
Neutral	12	7
Disagree	0	0
Strongly Disagree	0	0
<b>Total</b>	<b>100</b>	<b>59</b>

**Aims and objectives of the curriculum are well defined and clear to teacher and students**

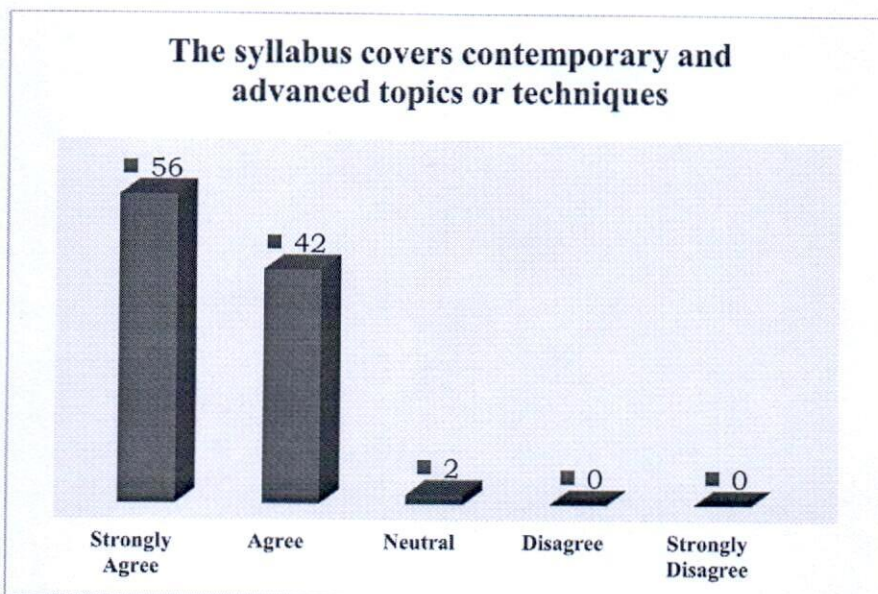


While 88% of the faculty members strongly agreed that the aims and objectives of the curriculum are well defined and clear to teacher and students; about 15% agreed with the given statement.



### The syllabus covers contemporary and advanced topics or techniques

Response	Percentage	Respondents
Strongly Agree	56	33
Agree	42	25
Neutral	2	1
Disagree	0	0
Strongly Disagree	0	0
Total	100	59



As per the given table, almost all the faculty members agreed (98%) that the syllabus covers contemporary and advanced topics or techniques.

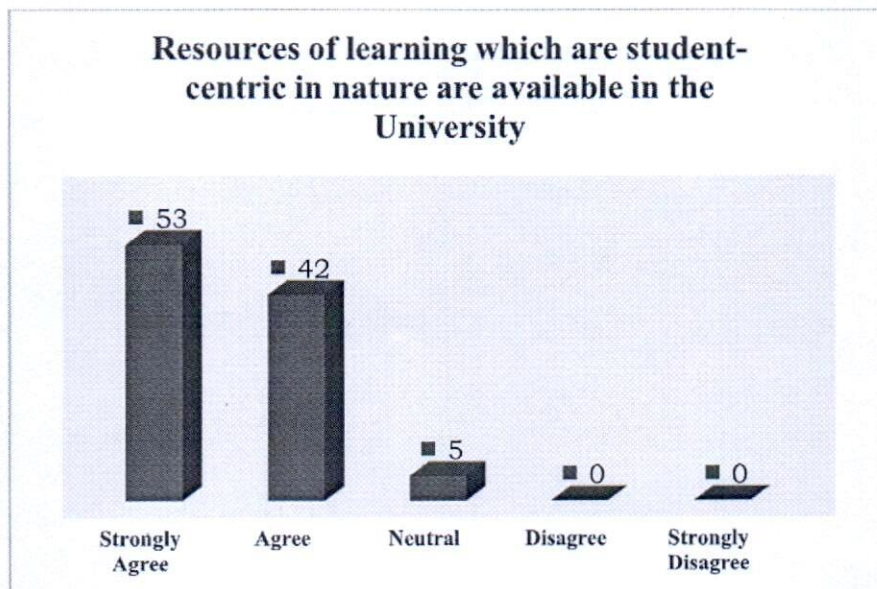




**PART – B**  
**TEACHING, LEARNING, AND INFRASTRUCTURE FACILITIES**

**Resources of learning which are student-centric in nature are available in the University**

Response	Percentage	Respondents
Strongly Agree	53	31
Agree	42	25
Neutral	5	3
Disagree	0	0
Strongly Disagree	0	0
<b>Total</b>	<b>100</b>	<b>59</b>

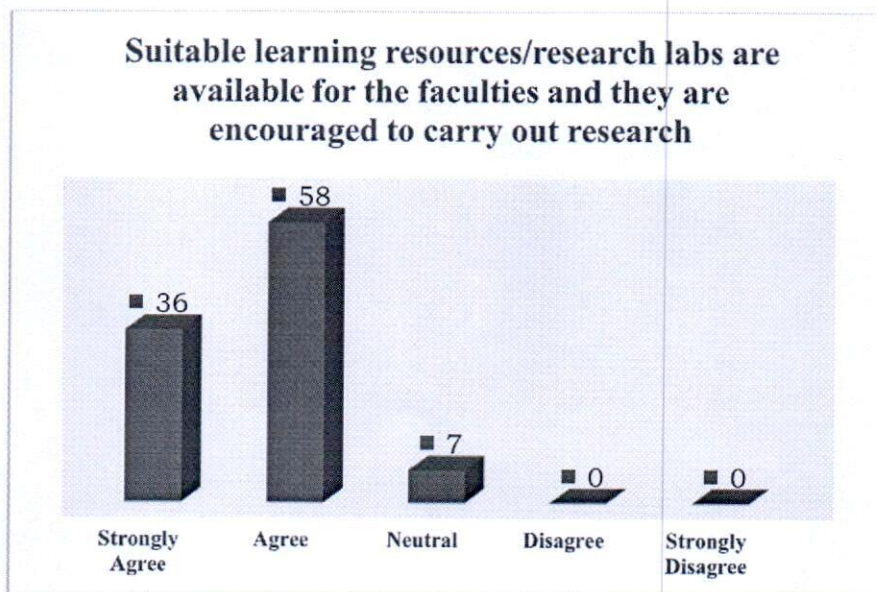


While 53% of the faculty members strongly agreed that the resources of learning which are student-centric in nature are available in the University; about 42% agreed with the given statement.



Suitable learning resources/research labs are available for the faculties and they are encouraged to carry out research

Response	Percentage	Respondents
Strongly Agree	36	21
Agree	58	34
Neutral	7	4
Disagree	0	0
Strongly Disagree	0	0
<b>Total</b>	<b>100</b>	<b>59</b>

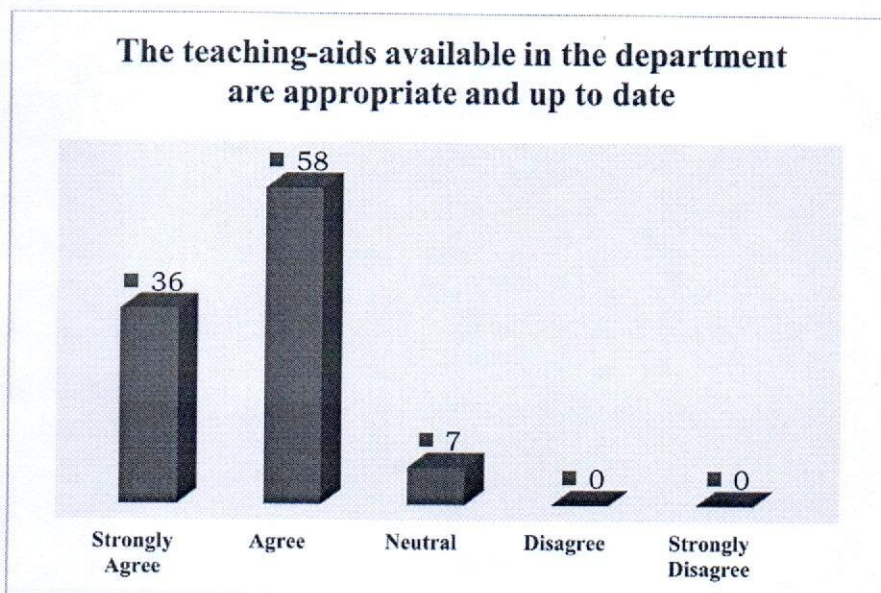


93% of the faculty members agreed that suitable learning resources/research labs are available for the faculties and they are encouraged to carry out research; about 7% remained neutral to the given statement.



**The teaching-aids available in the department are appropriate and up to date**

Response	Percentage	Respondents
Strongly Agree	36	21
Agree	58	34
Neutral	7	4
Disagree	0	0
Strongly Disagree	0	0
<b>Total</b>	<b>100</b>	<b>59</b>



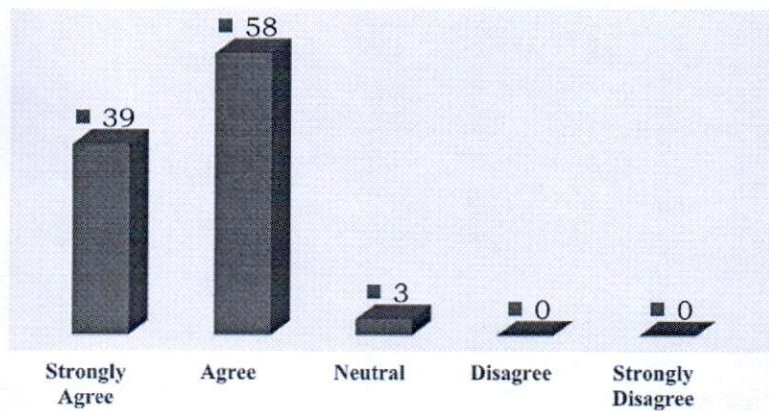
93% faculty members agreed that the teaching-aids available in the department are appropriate and up to date. None of the faculty members were found to disagree in this regard.



**The central library of the University is a major source of information for the faculty/ research scholars/ students and is optimally utilised**

Response	Percentage	Respondents
Strongly Agree	39	23
Agree	58	34
Neutral	3	2
Disagree	0	0
Strongly Disagree	0	0
<b>Total</b>	<b>100</b>	<b>59</b>

**The central library of the University is a major source of information for the faculty/ research scholars/ students and is optimally utilised**

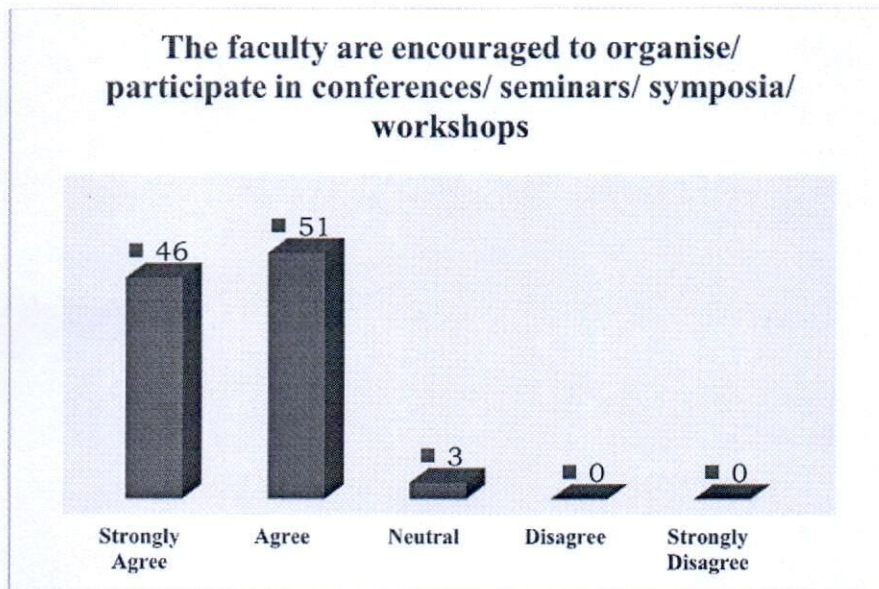


While 97% of the faculty members either strongly agreed or agreed with that the central library of the University is a major source of information for the faculty/ research scholars/ students and is optimally utilised and 2% remained neutral to the given statement.



The faculty are encouraged to organise/ participate in conferences/ seminars/ symposia/ workshops

Response	Percentage	Respondents
Strongly Agree	46	27
Agree	51	30
Neutral	3	2
Disagree	0	0
Strongly Disagree	0	0
<b>Total</b>	<b>100</b>	<b>59</b>

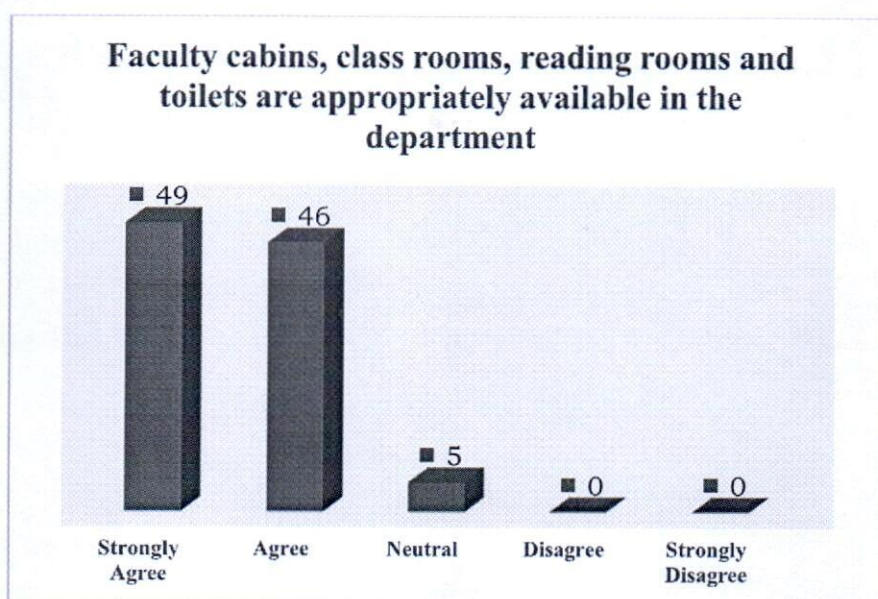


While 97% of the faculty members agreed that they are encouraged to organise/ participate in conferences/ seminars/ symposia/ workshops; about 3% stayed neutral to the given statement.



**Faculty cabins, class rooms, reading rooms and toilets are appropriately available in the department**

Response	Percentage	Respondents
Strongly Agree	49	29
Agree	46	27
Neutral	5	3
Disagree	0	0
Strongly Disagree	0	0
<b>Total</b>	<b>100</b>	<b>59</b>



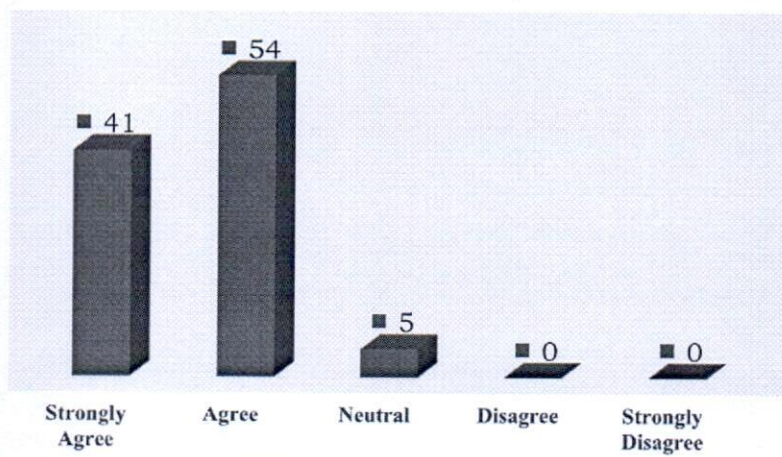
While 95% of the faculty members strongly agreed that the faculty cabins, class rooms, reading rooms and toilets are appropriately available in the department; about 5% remained neutral to the given statement.



**The furniture in the department is adequately available and is well maintained**

Response	Percentage	Respondents
Strongly Agree	41	24
Agree	54	32
Neutral	5	3
Disagree	0	0
Strongly Disagree	0	0
<b>Total</b>	<b>100</b>	<b>59</b>

**The furniture in the department is adequately available and is well maintained**

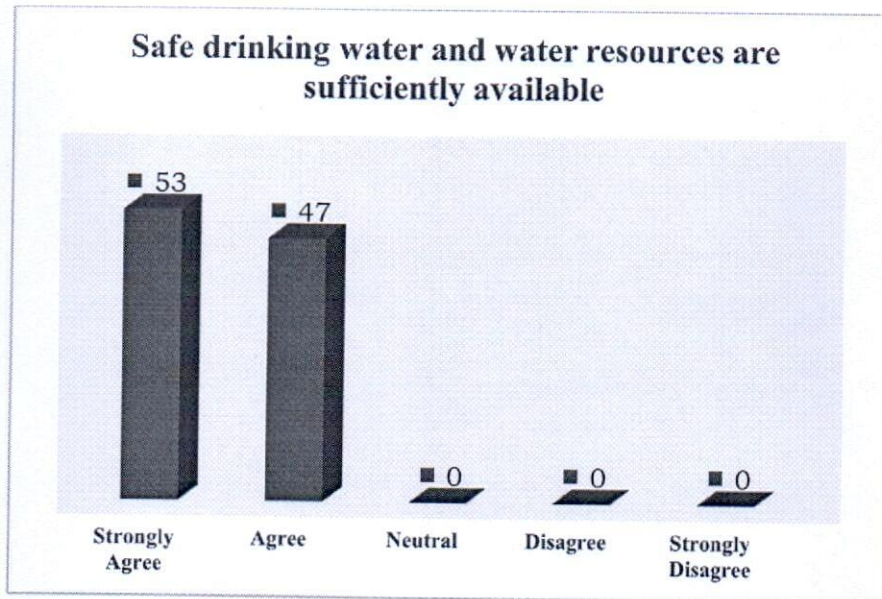


While 95% agreed that the furniture in the department is adequately available and is well maintained; about 5 % stayed neutral with the statement.



**Safe drinking water and water resources are sufficiently available**

Response	Percentage	Respondents
Strongly Agree	53	31
Agree	47	28
Neutral	0	0
Disagree	0	0
Strongly Disagree	0	0
Total	100	59



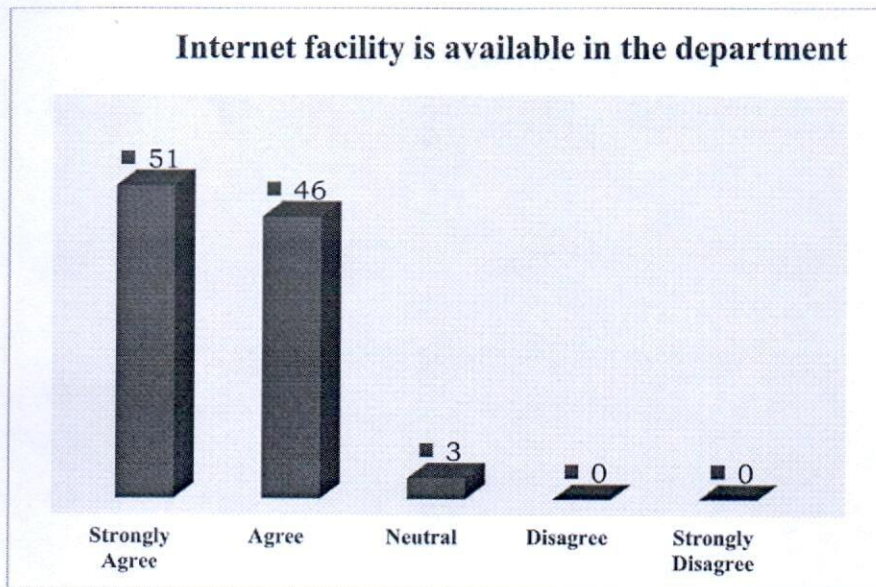
All the faculty members (100%) agreed that safe drinking water and water resources are sufficiently available; about 8% remained neutral to the given statement.





### Internet facility is available in the department

Response	Percentage	Respondents
Strongly Agree	51	30
Agree	46	27
Neutral	3	2
Disagree	0	0
Strongly Disagree	0	0
<b>Total</b>	<b>100</b>	<b>59</b>

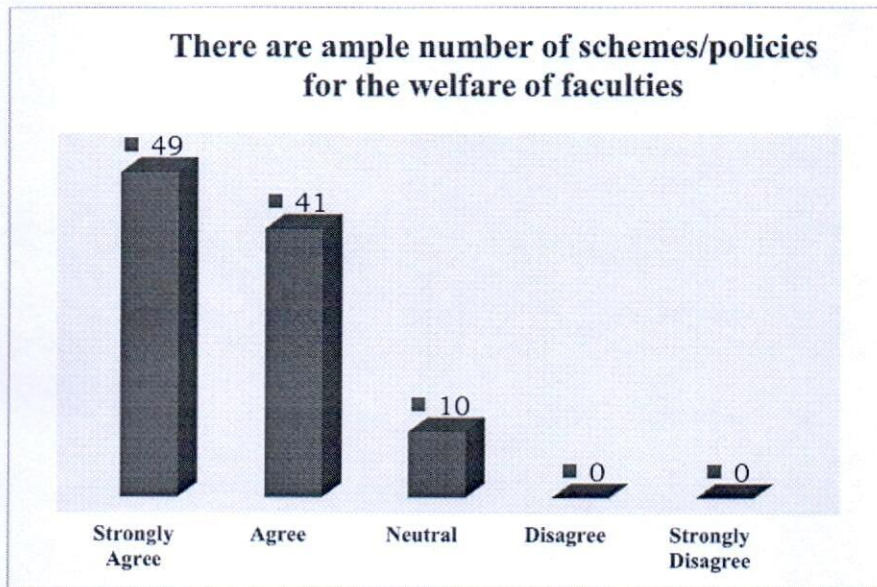


97% faculty members agreed that internet facility is available in the department. None of the faculty members were found to disagree in this regard.



**There are ample number of schemes/policies for the welfare of faculties**

Response	Percentage	Respondents
Strongly Agree	49	29
Agree	41	24
Neutral	10	6
Disagree	0	0
Strongly Disagree	0	0
<b>Total</b>	<b>100</b>	<b>59</b>



While 90% of the faculty members agreed that there are ample number of schemes/policies for the welfare of faculties; about 10% stayed neutral to the given statement.



# SECTION - STUDENTS



## RESEARCH METHODOLOGY

<b>Data Type:</b>	Primary
<b>Data Collection Tool:</b>	Survey (Online)
<b>Sample Size:</b>	306
<b>Sample Frame:</b>	Students of IFTM University studying in 2023-24 in School of Sciences
<b>Sampling:</b>	Probability Sampling
<b>Questionnaire:</b>	Five-point Likert scale

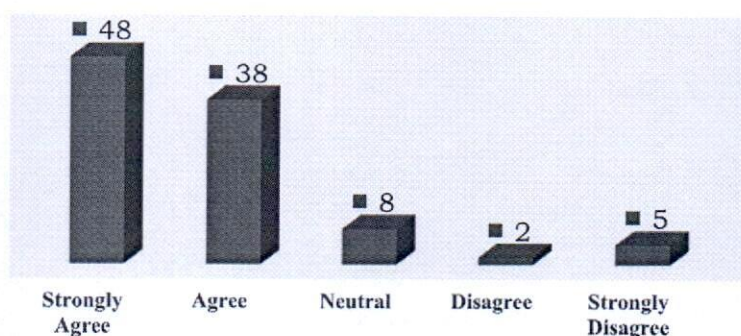


## PART – A CURRICULUM

The curriculum provides added flexibility and diversity among the offered courses across the programmes.

Response	Percentage	Respondents
Strongly Agree	48	146
Agree	38	116
Neutral	8	25
Disagree	2	5
Strongly Disagree	5	14
<b>Total</b>	<b>100</b>	<b>306</b>

**The curriculum provides added flexibility and diversity among the offered courses across the programmes.**



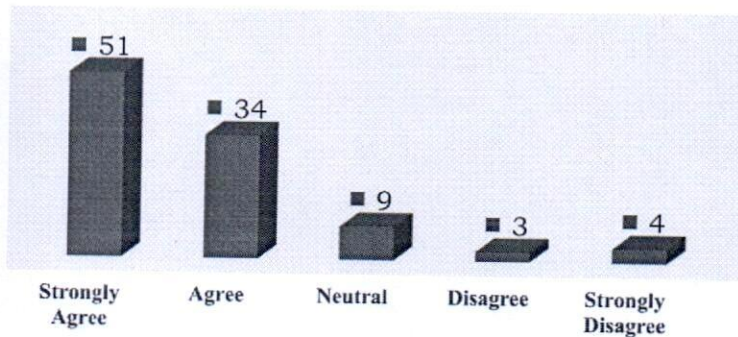
The majority (86%) either strongly agree or agree with the statement, highlighting that the curriculum is largely perceived as flexible and diverse by respondents. The few who stayed neutral or in disagreement represent a very small portion of the sample.



The curriculum which is based on courses of the programme leads to employability, skill development and entrepreneurship.

Response	Percentage	Respondents
Strongly Agree	51	155
Agree	34	103
Neutral	9	28
Disagree	3	8
Strongly Disagree	4	12
Total	100	306

The curriculum which is based on courses of the programme leads to employability, skill development and entrepreneurship.



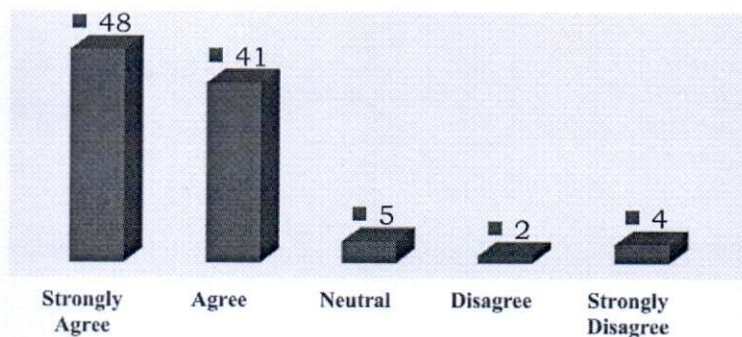
85% of respondents either strongly agree or agree with the statement, suggesting that the majority view the curriculum as beneficial for enhancing employability, skill development, and entrepreneurship. The disagreement is minimal, with only 8% expressing a neutral or negative opinion.



The elective courses offered are diverse and allow students to adapt their education to their interests.

Response	Percentage	Respondents
Strongly Agree	48	148
Agree	41	125
Neutral	5	15
Disagree	2	5
Strongly Disagree	4	13
Total	100	306

The elective courses offered are diverse and allow students to adapt their education to their interests.




89% of respondents either strongly agree or agree with that the majority view the electives as diverse and valuable for personalizing education. Only 6% expressed disagreement, indicating minimal concerns about the offerings.



**The course structure and syllabus is interesting and easy to understand.**

Response	Percentage	Respondents
Strongly Agree	54	164
Agree	36	109
Neutral	6	17
Disagree	2	6
Strongly Disagree	3	10
Total	100	306



90% of respondents agreed with the statement that students found the course structure and syllabus engaging and easy to follow and understand.

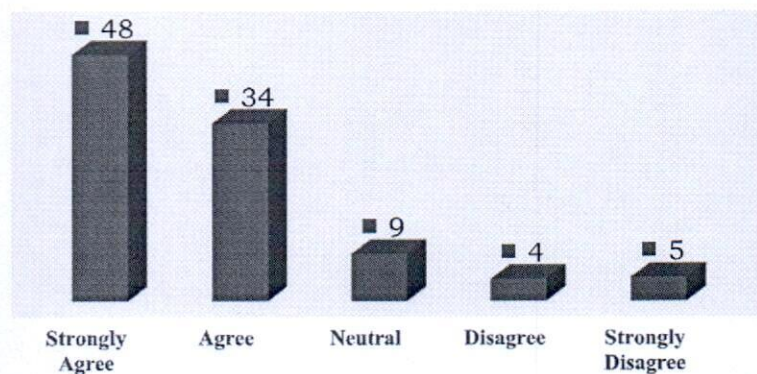




**The curriculum offered by the University is industry oriented.**

Response	Percentage	Respondents
Strongly Agree	48	146
Agree	34	105
Neutral	9	28
Disagree	4	13
Strongly Disagree	5	14
<b>Total</b>	<b>100</b>	<b>306</b>

**The curriculum offered by the University is industry oriented.**



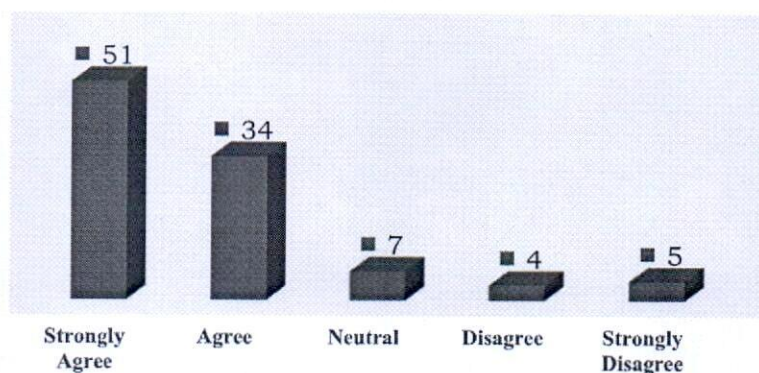
82% of respondents either strongly agree or agree that the curriculum is industry-oriented, highlighting that the majority view the program as being well-suited to the needs of the industry. 5% of the respondents stayed neutral and only 9% expressed disagreement, which suggests minimal concerns about the curriculum's industry relevance.



**The curriculum ensures the development of communication skills.**

Response	Percentage	Respondents
Strongly Agree	51	157
Agree	34	103
Neutral	7	21
Disagree	4	11
Strongly Disagree	5	14
Total	100	306

**The curriculum ensures the development of communication skills.**



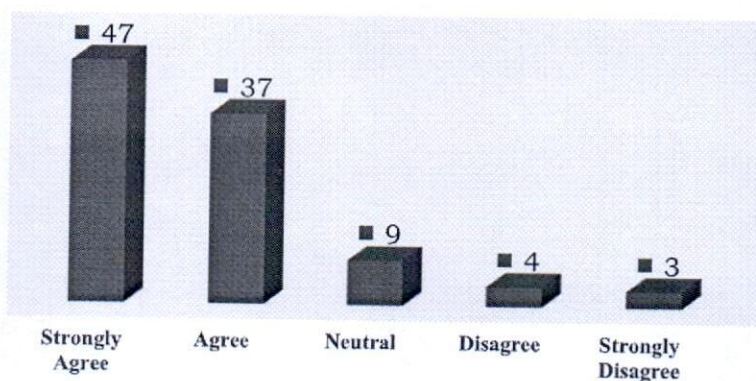
85% of respondents either strongly agree or agree on that the curriculum contributes to the development of communication skills, which reflects a positive overall perception.



The curriculum is designed to bridge the gap between theory and practical exercises.

Response	Percentage	Respondents
Strongly Agree	47	144
Agree	37	113
Neutral	9	27
Disagree	4	12
Strongly Disagree	3	10
Total	100	306

The curriculum is designed to bridge the gap between theory and practical exercises.

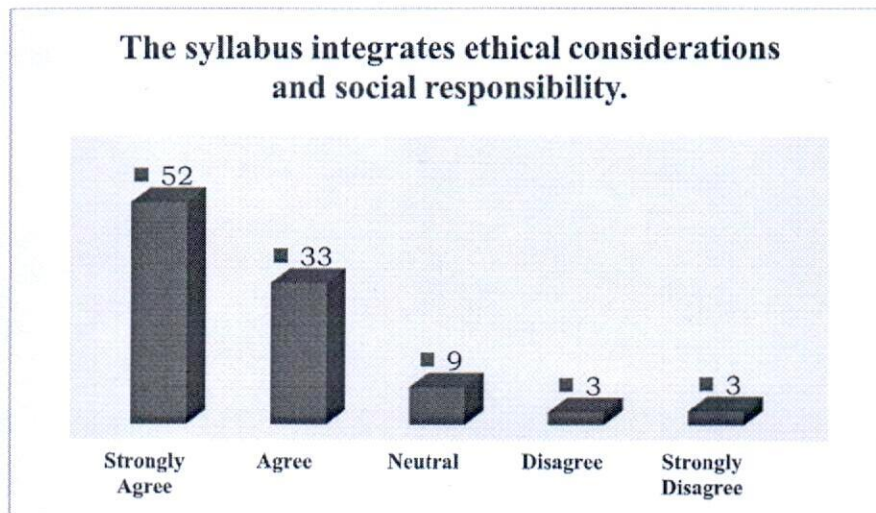


As per above table, 84% of respondents either strongly agree or agree with the statement, suggesting that the majority view the curriculum as successfully bridging the gap between theoretical knowledge and practical application. Only 7% expressed disagreement, indicating minimum concern about this aspect of the curriculum.



**The syllabus integrates ethical considerations and social responsibility.**

Response	Percentage	Respondents
Strongly Agree	52	159
Agree	33	101
Neutral	9	27
Disagree	3	9
Strongly Disagree	3	10
<b>Total</b>	<b>100</b>	<b>306</b>



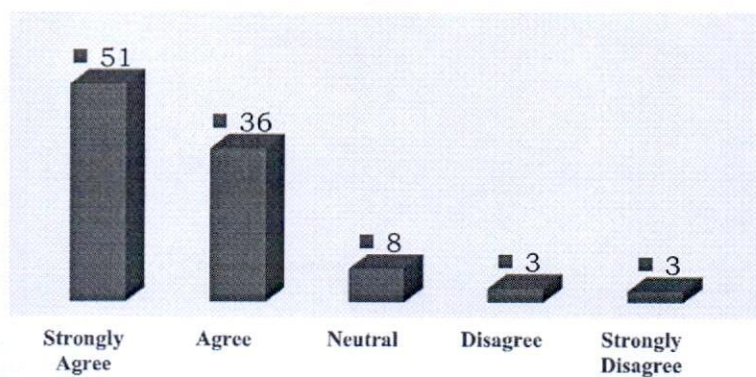
As per the above, overall, 85% of respondents agree that the syllabus successfully integrates ethical considerations and social responsibility, highlighting a strong consensus in favour of these aspects. It also indicating a strong and widespread belief that these important elements are effectively incorporated into the curriculum.



The courses offered in the programme are relevant to my future job ambitions.

Response	Percentage	Respondents
Strongly Agree	51	155
Agree	36	109
Neutral	8	24
Disagree	3	10
Strongly Disagree	3	8
Total	100	306

The courses offered in the programme are relevant to my future job ambitions.

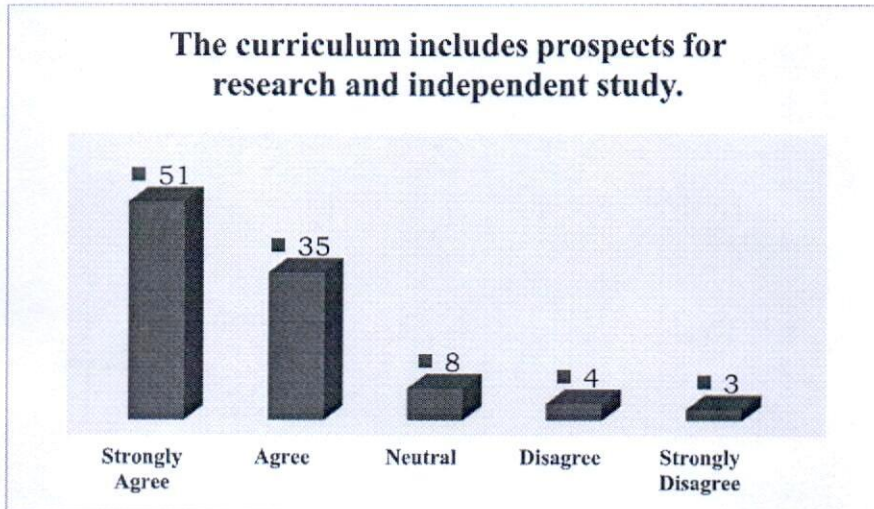


Overall, 87% of respondents either strongly agree or agree that the courses offered are relevant to their future job ambitions, indicating a strong alignment between the program's courses and students' career goals.



**The curriculum includes prospects for research and independent study.**

Response	Percentage	Respondents
Strongly Agree	51	157
Agree	35	106
Neutral	8	23
Disagree	4	12
Strongly Disagree	3	8
Total	100	306

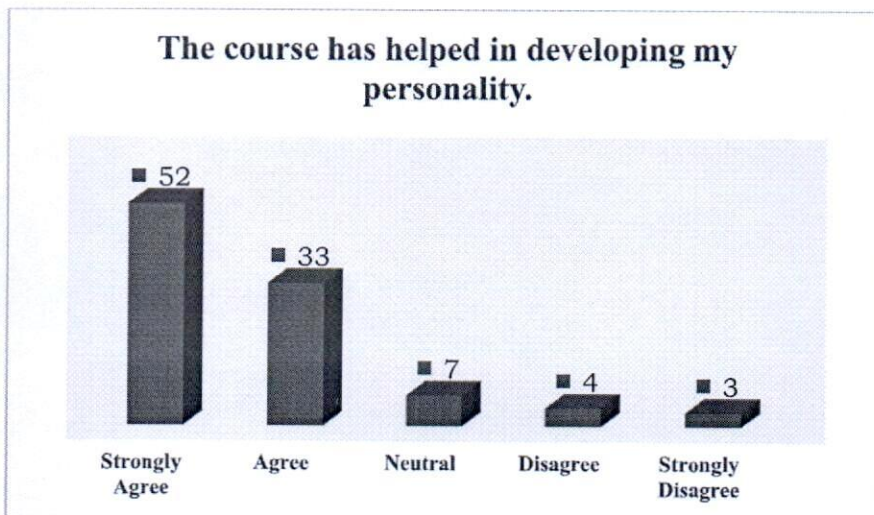


As per above, 86% students agree that the curriculum includes prospects for research and independent study, indicating a significant level of satisfaction with these opportunities.



The course has helped in developing my personality.

Response	Percentage	Respondents
Strongly Agree	52	159
Agree	33	102
Neutral	7	22
Disagree	4	13
Strongly Disagree	3	10
Total	100	306

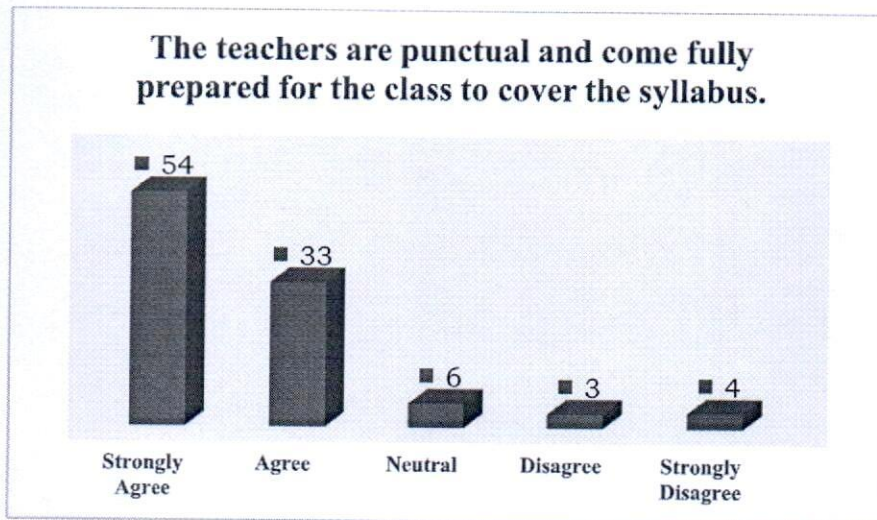


85% of respondents either strongly agree or agree that the course has positively influenced their personality, reflecting a broad consensus on its effectiveness for personal growth.



The teachers are punctual and come fully prepared for the class to cover the syllabus.

Response	Percentage	Respondents
Strongly Agree	54	166
Agree	33	102
Neutral	6	17
Disagree	3	10
Strongly Disagree	4	11
Total	100	306



Overall, 87% of respondents either strongly agree or agree that teachers are punctual and come fully prepared for class, indicating a strong endorsement of teachers' commitment.

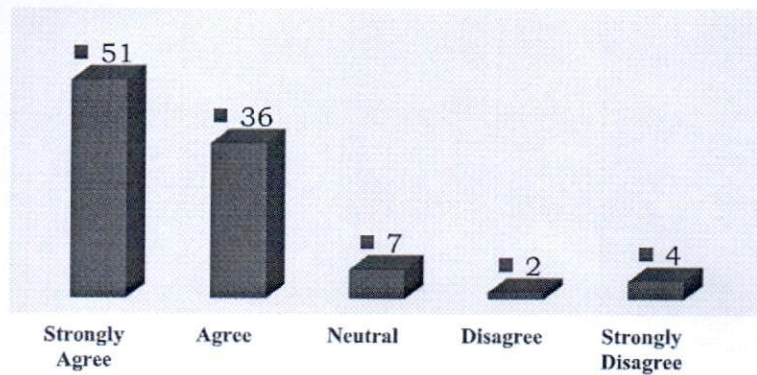




The teachers illustrate the concepts of the courses through examples and application.

Response	Percentage	Respondents
Strongly Agree	51	156
Agree	36	111
Neutral	7	21
Disagree	2	5
Strongly Disagree	4	13
Total	100	306

The teachers illustrate the concepts of the courses through examples and application.

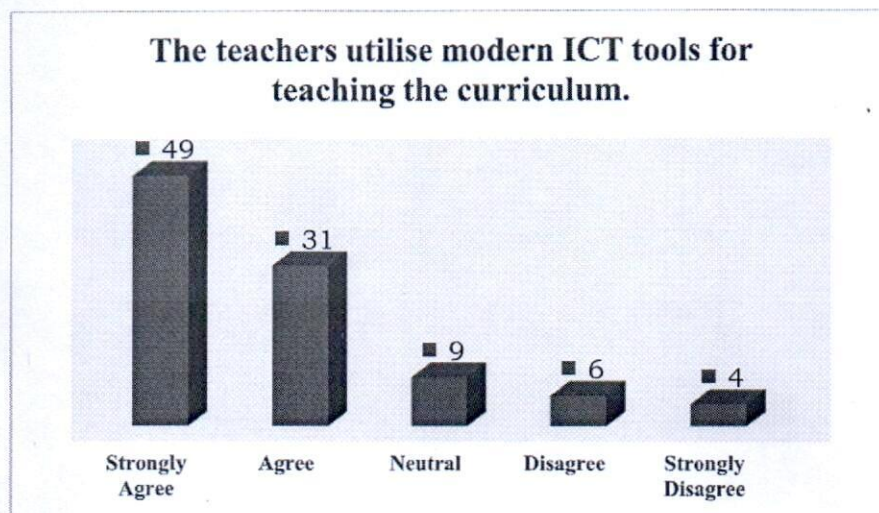


As per the above table, 87% of respondents either strongly agree or agree that teachers effectively use examples, applications and illustrate concepts with examples and applications, reflecting a solid level of strong approval.



**The teachers utilise modern ICT tools for teaching the curriculum.**

Response	Percentage	Respondents
Strongly Agree	49	150
Agree	31	96
Neutral	9	29
Disagree	6	18
Strongly Disagree	4	13
Total	100	306

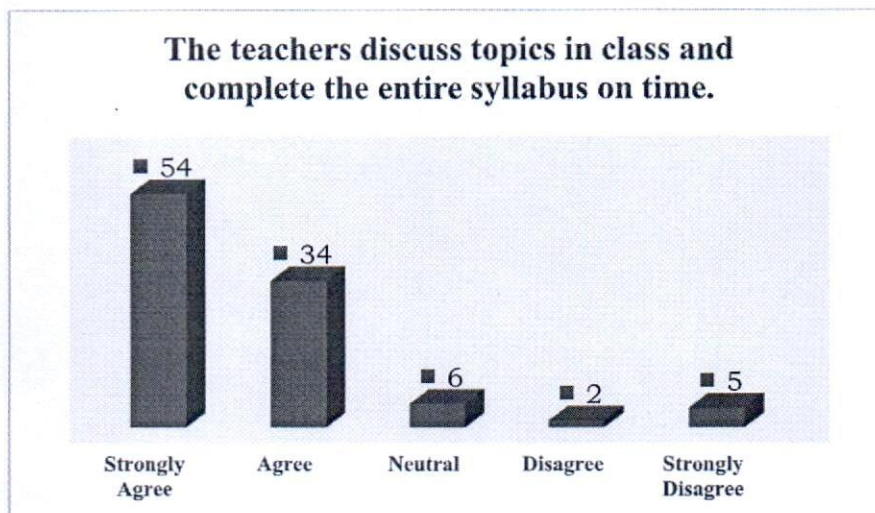


Overall, 88% students agree that teachers effectively utilize modern ICT tools, indicating that a portion of respondents feel very positive about the integration of technology in teaching. However, 11% expressed disagreement, suggesting that a small group of respondents feel there is room for improvement in the integration of ICT tools in the curriculum delivery.



The teachers discuss topics in class and complete the entire syllabus on time.

Response	Percentage	Respondents
Strongly Agree	54	166
Agree	34	104
Neutral	6	17
Disagree	2	5
Strongly Disagree	5	14
Total	100	306

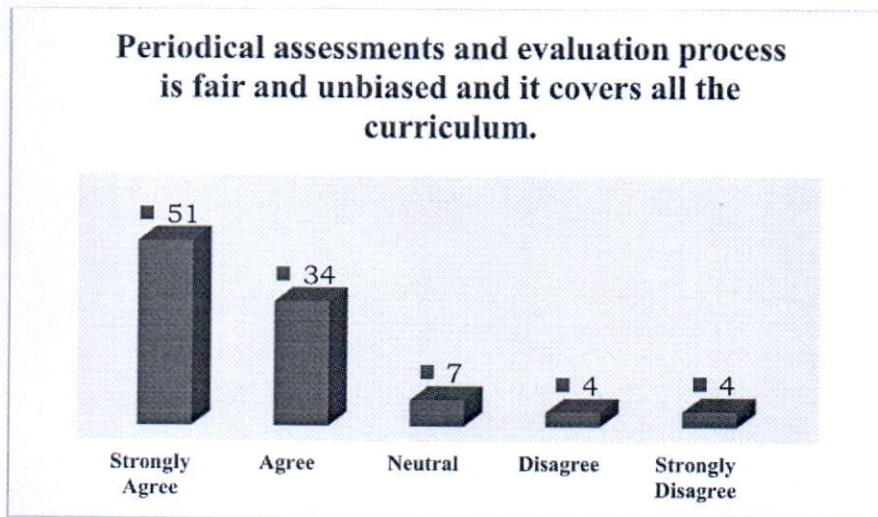


Overall, 88% agree that teachers discuss topics in class and complete the entire syllabus on time, showing a strong level of confidence in the teachers' ability to manage course content efficiently. While 6% stayed neutral, only 7% expressed disagreement, suggesting minimal concern about syllabus completion and topic discussion in class.



Periodical assessments and evaluation process is fair and unbiased and it covers all the curriculum.

Response	Percentage	Respondents
Strongly Agree	51	155
Agree	34	104
Neutral	7	22
Disagree	4	12
Strongly Disagree	4	13
Total	100	306



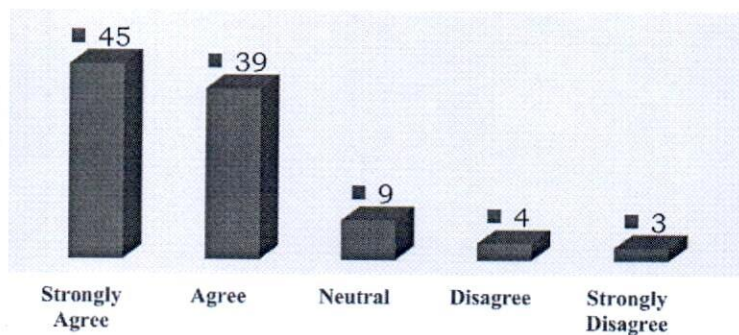
Overall, 85% of respondents either strongly agree or agree with the statement that the periodical assessments and evaluations are fair, unbiased, and cover the entire curriculum, highlighting a positive consensus on the fairness and completeness of the assessment process.



The Value-added courses (VAC) offered by the University are relevant to develop more learning skills for future endeavours, etc.

Response	Percentage	Respondents
Strongly Agree	45	137
Agree	39	120
Neutral	9	28
Disagree	4	12
Strongly Disagree	3	9
<b>Total</b>	<b>100</b>	<b>306</b>

The Value added courses (VAC) offered by the University are relevant to develop more learning skills for future endeavours, etc.



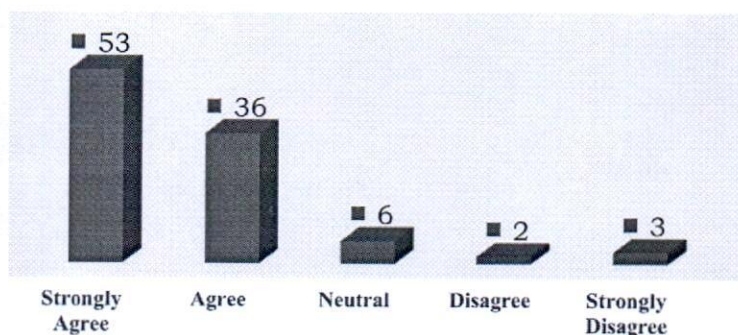
84% of respondents either strongly agree or agree that the Value-Added Courses are relevant for developing additional learning skills and are relevant for skill development and future growth, reflecting a solid level of strong approval. 8% of the respondents remained neutral to the statement and only 4% expressed disagreement, suggesting minimal concern over the relevance of the VAC for skill-building and future opportunities.



The curriculum offered by the University is as per the latest UGC guidelines or National Education Policy (NEP) 2020.

Response	Percentage	Respondents
Strongly Agree	53	162
Agree	36	109
Neutral	6	19
Disagree	2	6
Strongly Disagree	3	10
Total	100	306

The curriculum offered by the University is as per the latest UGC guidelines or National Education Policy (NEP) 2020.



Overall, 89% of respondents agree that the curriculum follows the latest UGC or NEP 2020 guidelines and suggesting a high level of confidence in the curriculum's adherence to recent educational standards., reflecting a strong consensus in favour of its current relevance.



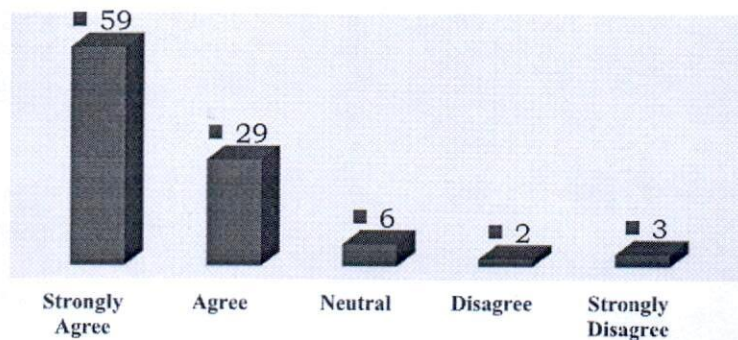
## PART – B

### INSTITUTIONAL FACILITIES

The central library of the university is a major source of information for the students and is optimally utilised.

Response	Percentage	Respondents
Strongly Agree	59	176
Agree	29	86
Neutral	6	18
Disagree	2	6
Strongly Disagree	3	10
<b>Total</b>	<b>100</b>	<b>296</b>

**The central library of the university is a major source of information for the students and is optimally utilised.**

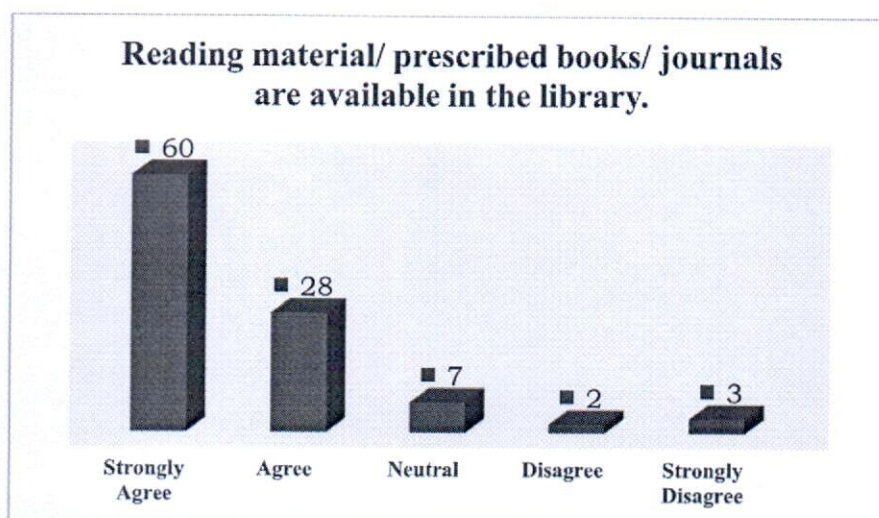


88% of respondents recognize the library as an important and effectively utilized resource, highlighting its central role in supporting academic success. 5% hold a negative view, suggesting areas for improvement to better serve this minority group.



**Reading material/ prescribed books/ journals are available in the library.**

Response	Percentage	Respondents
Strongly Agree	60	177
Agree	28	82
Neutral	7	21
Disagree	2	6
Strongly Disagree	3	10
Total	100	296



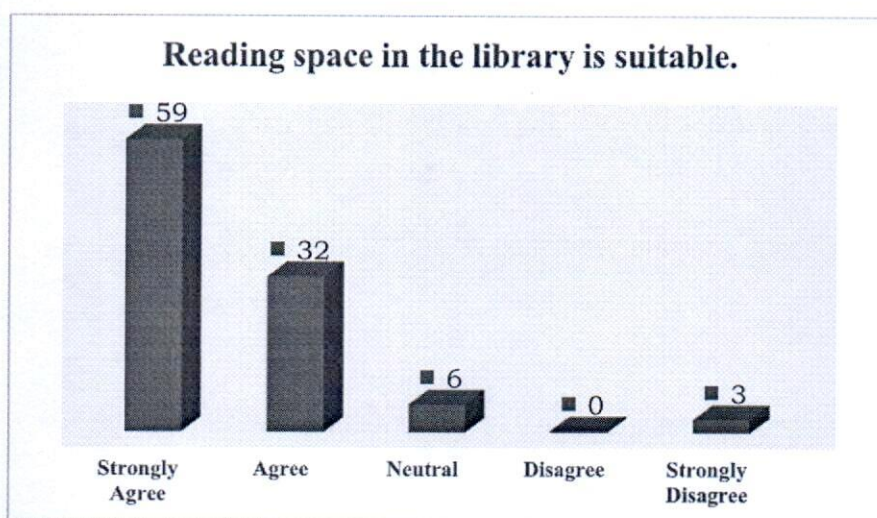
Overall, 88% of students find the library adequately stocked with essential resources, demonstrating its effectiveness in meeting the majority's academic needs.





**Reading space in the library is suitable.**

Response	Percentage	Respondents
Strongly Agree	59	176
Agree	32	94
Neutral	6	17
Disagree	0	1
Strongly Disagree	3	8
Total	100	296

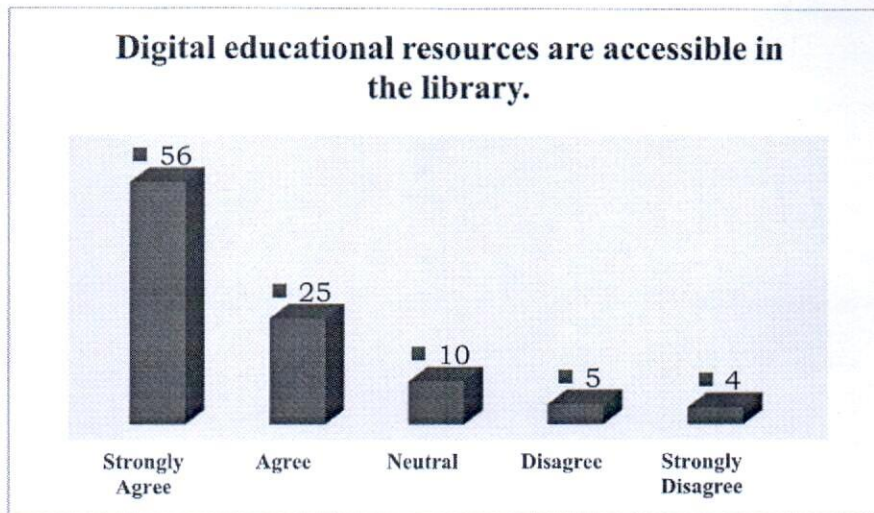


As per above table, 91% (270 respondents) expressing positive views, the data reflects general satisfaction with the library's reading space and environment, affirming it as conducive for study.



**Digital educational resources are accessible in the library.**

Response	Percentage	Respondents
Strongly Agree	56	167
Agree	25	73
Neutral	10	30
Disagree	5	14
Strongly Disagree	4	12
<b>Total</b>	<b>100</b>	<b>296</b>

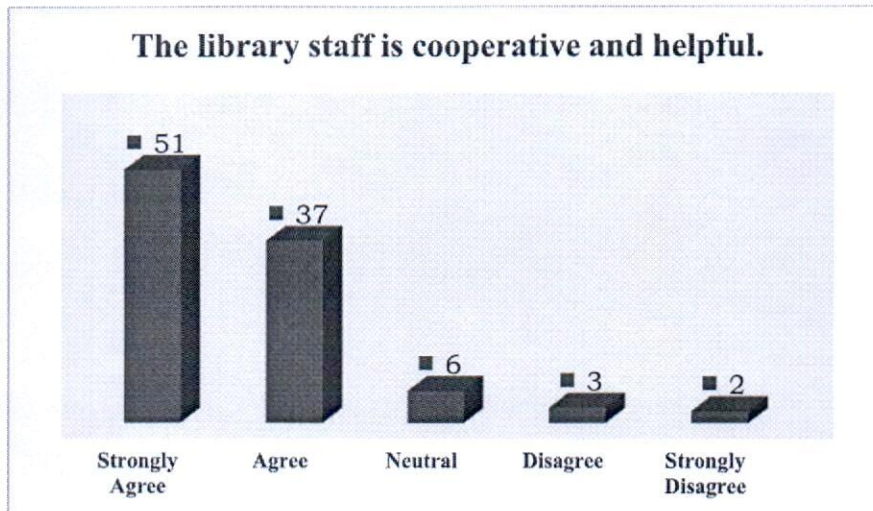


In total, 81% agree that digital resources are accessible, indicating general satisfaction while also highlighting an opportunity to enhance digital offerings for the remaining 9% only who are either neutral or dissatisfied.



**The library staff is cooperative and helpful.**

Response	Percentage	Respondents
Strongly Agree	51	152
Agree	37	109
Neutral	6	19
Disagree	3	9
Strongly Disagree	2	7
Total	100	296

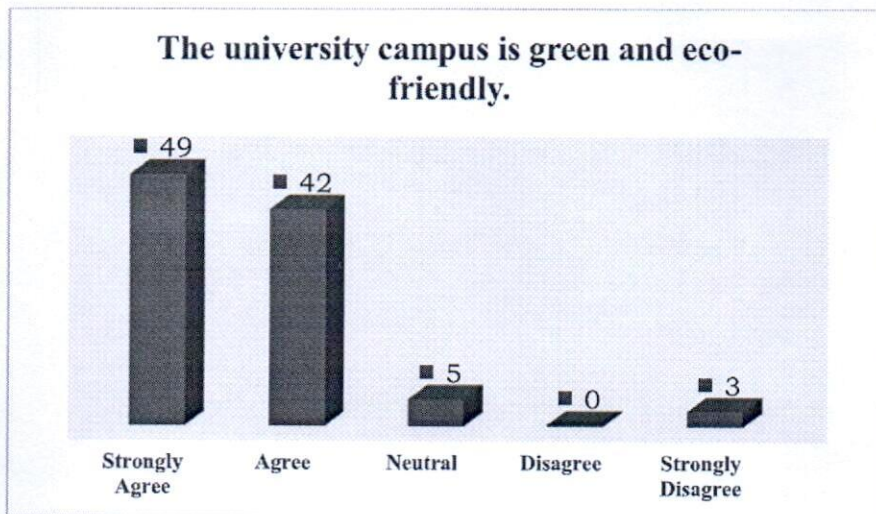


As per the above table, 88% students agrees that the library staff is cooperative and helpful, indicating a high level of appreciation for the staff's assistance.



**The university campus is green and eco-friendly.**

Response	Percentage	Respondents
Strongly Agree	49	145
Agree	42	125
Neutral	5	16
Disagree	0	1
Strongly Disagree	3	9
<b>Total</b>	<b>100</b>	<b>296</b>

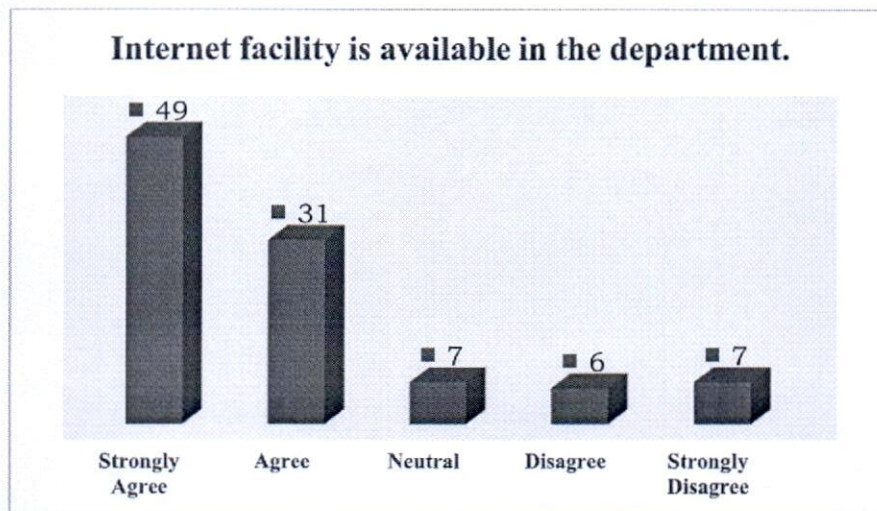


Overall, 91% hold a positive view of the campus's green and eco-friendly aspects, highlighting general satisfaction with the University's commitment to sustainability. A large portion of students are very pleased with the campus's environmental features.



**Internet facility is available in the department.**

Response	Percentage	Respondents
Strongly Agree	49	144
Agree	31	92
Neutral	7	21
Disagree	6	18
Strongly Disagree	7	21
Total	100	296

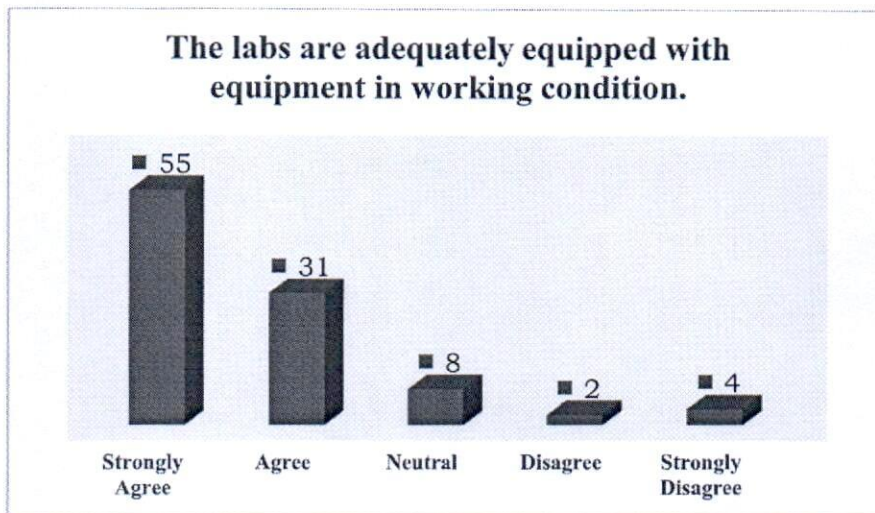


With 80% expressing some level of agreement, while 6% express disagreement, and 7% remain neutral. This suggests that a majority view the internet facility in the department positively, though some concerns or dissatisfaction exist among a minority.



**The labs are adequately equipped with equipment in working condition.**

Response	Percentage	Respondents
Strongly Agree	55	162
Agree	31	91
Neutral	8	25
Disagree	2	7
Strongly Disagree	4	11
<b>Total</b>	<b>100</b>	<b>296</b>

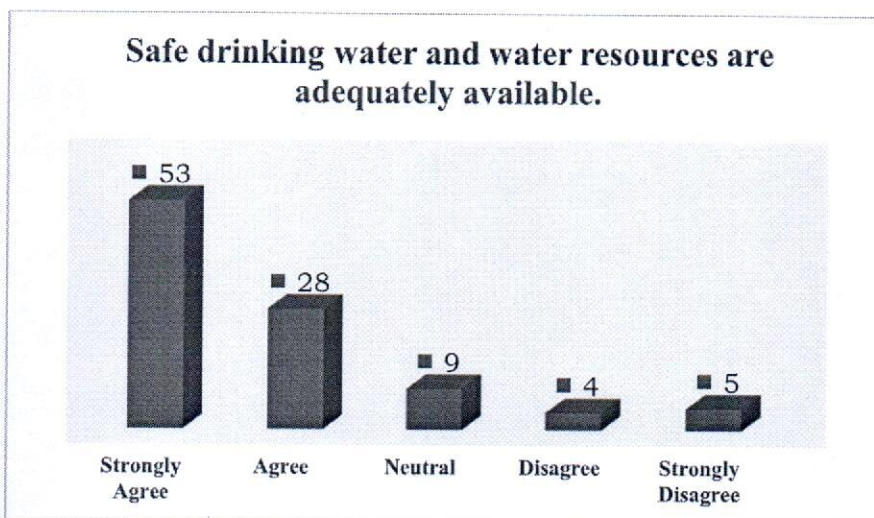


86% students generally agree that lab equipment is adequate and in working condition, while 8% are neutral. This indicates a positive overall perception of lab adequacy, with a strong majority agreeing that equipment is available and functional, though a small portion of respondents feel otherwise.



**Safe drinking water and water resources are adequately available.**

Response	Percentage	Respondents
Strongly Agree	53	158
Agree	28	83
Neutral	9	28
Disagree	4	12
Strongly Disagree	5	15
Total	100	296




81% students agree that safe drinking water and water resources are adequately available, while only 9% express disagreement. The remaining 9% are neutral. This shows a strong majority perceiving water availability as sufficient, with only a small minority indicating concerns or dissatisfaction.



**Classrooms are clean and are properly maintained.**

Response	Percentage	Respondents
Strongly Agree	54	161
Agree	28	83
Neutral	7	22
Disagree	6	17
Strongly Disagree	4	13
Total	100	296



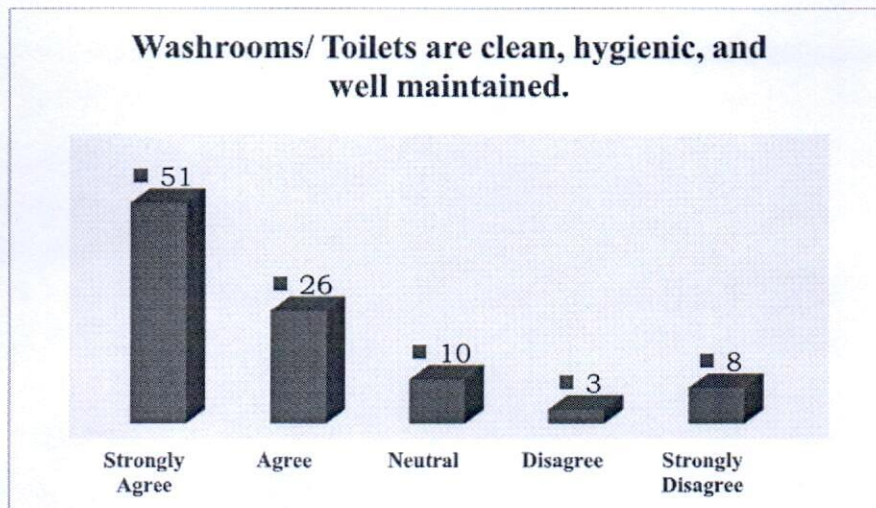
82% students agree that classrooms are clean and well-maintained, while only 10% express disagreement. This suggests that a strong majority view classroom maintenance positively, though a small segment feels there is room for improvement.





**Washrooms/ Toilets are clean, hygienic, and well maintained.**

Response	Percentage	Respondents
Strongly Agree	51	152
Agree	26	78
Neutral	10	31
Disagree	3	10
Strongly Disagree	8	25
Total	100	296

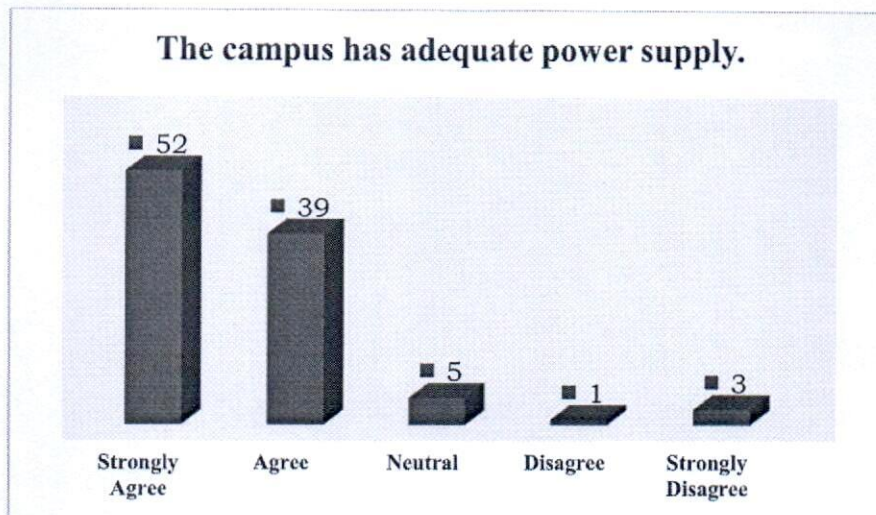


77% (230 students) agree that the washrooms are adequately clean and maintained, while 11% express dissatisfaction with the statement. 10% respondents stay neutral with the statement.



**The campus has adequate power supply.**

Response	Percentage	Respondents
Strongly Agree	52	153
Agree	39	115
Neutral	5	16
Disagree	1	3
Strongly Disagree	3	9
Total	100	296

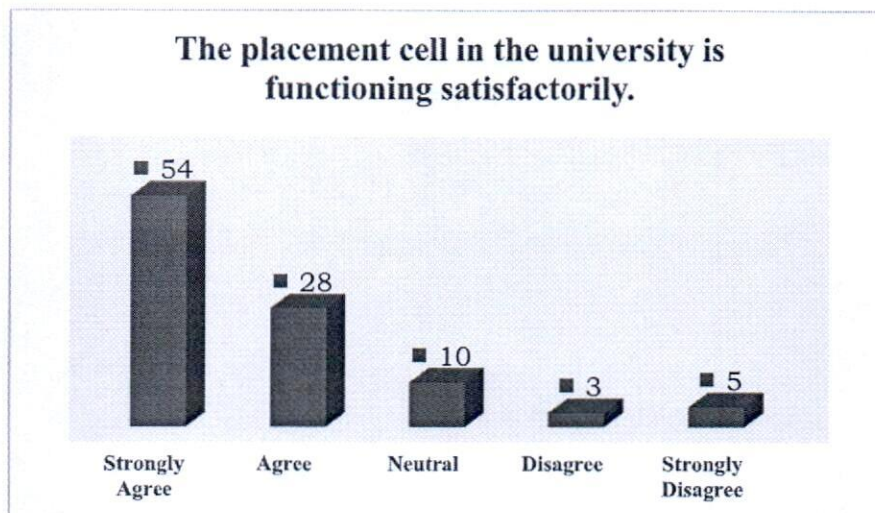


91% respondents feel that the campus has a sufficient power supply, while only 4% disagree. This suggests a strong overall satisfaction with that the campus has an adequate power supply.



The placement cell in the university is functioning satisfactorily.

Response	Percentage	Respondents
Strongly Agree	54	159
Agree	28	82
Neutral	10	31
Disagree	3	10
Strongly Disagree	5	14
Total	100	296



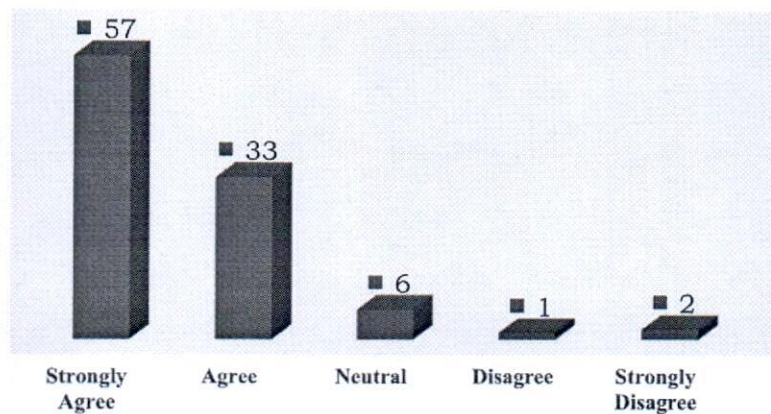
As per the above table, 82% view the placement cell as satisfactory, while 8% express dissatisfaction. The remaining 10% hold a neutral stance. This indicates a generally positive perception of the placement cell's effectiveness.



**The office staff in the department is helpful.**

Response	Percentage	Respondents
Strongly Agree	57	170
Agree	33	98
Neutral	6	18
Disagree	1	4
Strongly Disagree	2	6
<b>Total</b>	<b>100</b>	<b>296</b>

**The office staff in the department is helpful.**



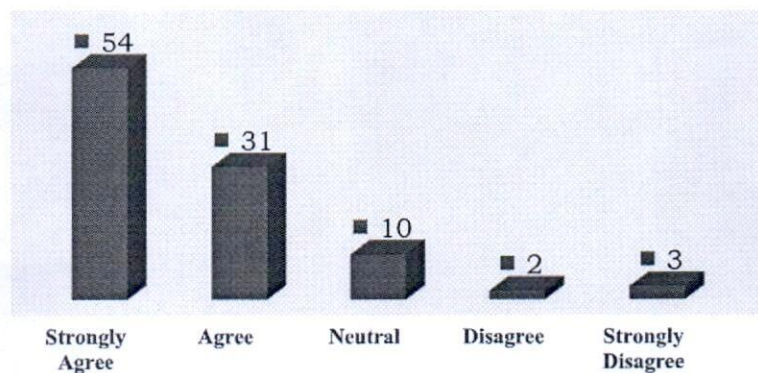
The table shows responses regarding the helpfulness of the office staff in the department as 90% students agree that the office staff is helpful, while only 3% express disagreement. This indicates a strong positive perception of the office staff's helpfulness, with a high level of satisfaction overall and very few respondents expressing dissatisfaction.



**Sufficient opportunities are provided by the NCC units and NSS units of the University.**

Response	Percentage	Respondents
Strongly Agree	54	159
Agree	31	91
Neutral	10	31
Disagree	2	6
Strongly Disagree	3	9
Total	100	296

**Sufficient opportunities are provided by the NCC units and NSS units of the University.**

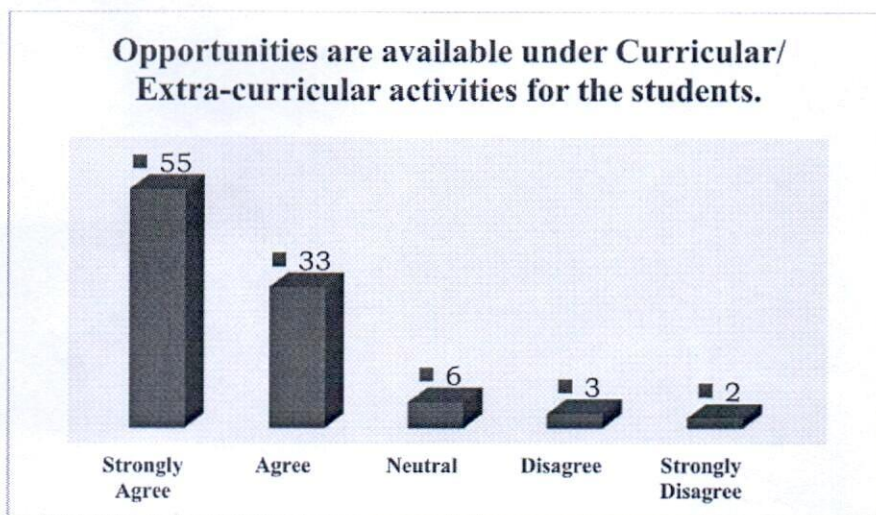


85% feel that the NCC and NSS units provide sufficient opportunities, while only 5% express dissatisfaction. This shows that there is a strong overall positive perception of the opportunities provided by the NCC and NSS units, with a majority affirming the sufficiency of these opportunities. The small percentage of disagreement and neutrality suggests that while most are satisfied, there may still be room to address specific needs or awareness among some students. This positive response reflects well on the University's efforts to support student development and extracurricular engagement through these units.



**Opportunities are available under Curricular/ Extra-curricular activities for the students.**

Response	Percentage	Respondents
Strongly Agree	55	164
Agree	33	97
Neutral	6	18
Disagree	3	10
Strongly Disagree	2	7
<b>Total</b>	<b>100</b>	<b>296</b>

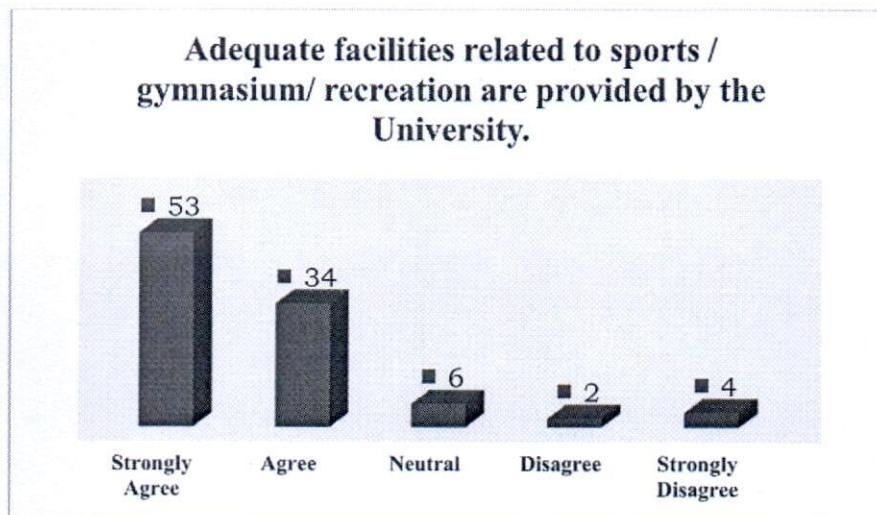


88% students agree that sufficient curricular and extracurricular opportunities are provided, while only 5% express dissatisfaction with this statement. The remaining 6% hold a neutral stance. Most respondents view the university's provision of curricular and extracurricular opportunities positively, indicating strong support for the range and accessibility of activities available to students. Overall, this high level of agreement reflects the university's success in fostering a well-rounded student experience.



Adequate facilities related to sports / gymnasium/ recreation are provided by the University.

Response	Percentage	Respondents
Strongly Agree	53	158
Agree	34	100
Neutral	6	19
Disagree	2	7
Strongly Disagree	4	12
<b>Total</b>	<b>100</b>	<b>296</b>

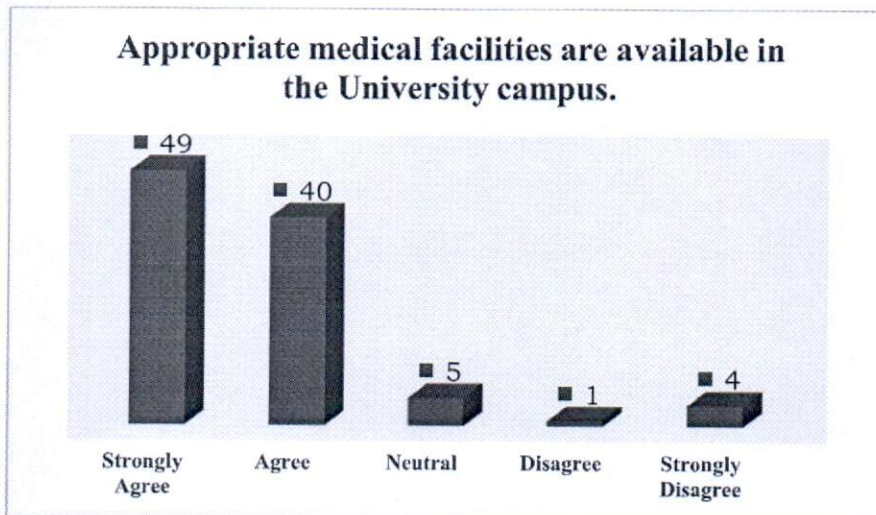


87% agree that the University provides sufficient facilities for sports, gymnasium, and recreation. This shows that the University's sports, gymnasium, and recreational facilities as adequate, with a strong consensus on their availability and quality.



**Appropriate medical facilities are available in the University campus.**

Response	Percentage	Respondents
Strongly Agree	49	146
Agree	40	119
Neutral	5	16
Disagree	1	3
Strongly Disagree	4	12
Total	100	296



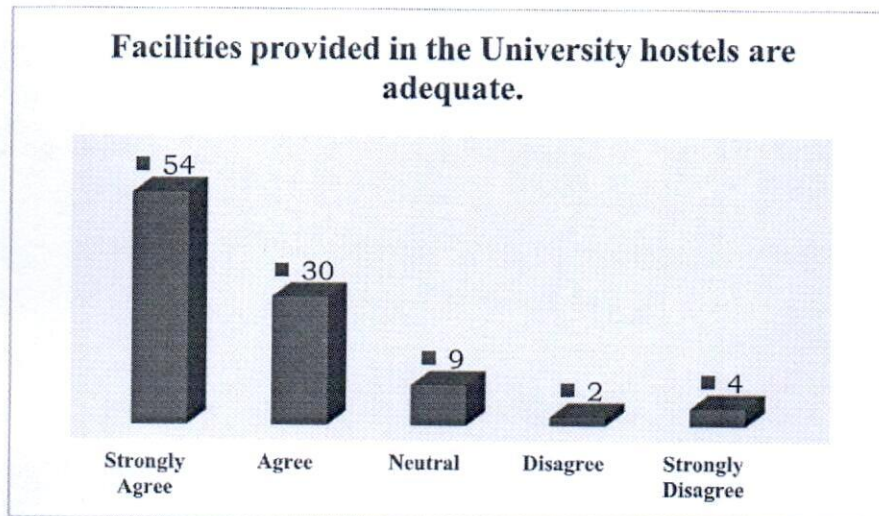
Most respondents (89%) are satisfied with the medical facilities provided on campus, indicating that the university has effectively addressed students' healthcare needs. The small proportion of disagreement and neutrality suggests that while most students are content, there may still be areas for improvement or awareness regarding these services. Overall, the response indicates a positive perception of the university's medical facilities, with a strong majority acknowledging their adequacy.





**Facilities provided in the University hostels are adequate.**

Response	Percentage	Respondents
Strongly Agree	54	161
Agree	30	89
Neutral	9	28
Disagree	2	6
Strongly Disagree	4	12
Total	100	296

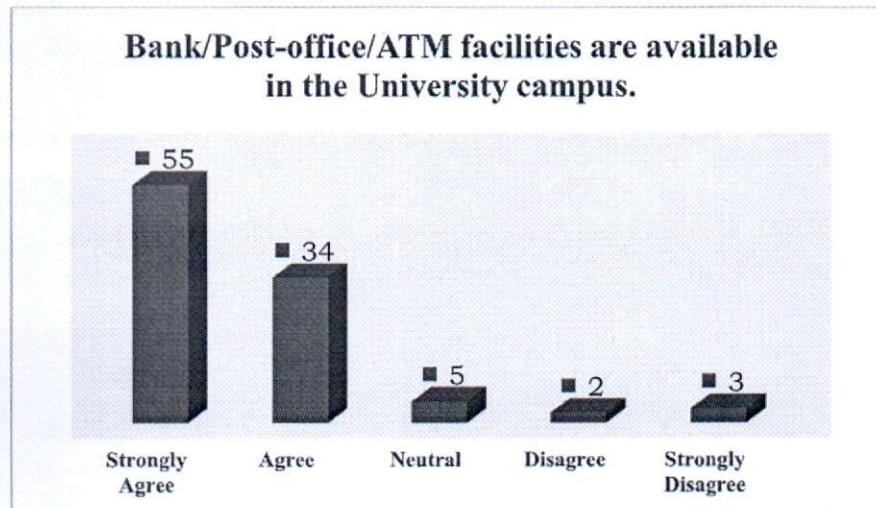


Most students (84%) are satisfied with the hostel facilities, suggesting that the University is meeting the needs of most students in terms of accommodation. However, the 9% neutrality and 6% dissatisfaction indicate that there may be specific areas for improvement or that some students feel there is room for enhancement in hostel services. Overall, the response reflects a generally positive view, with most students finding the hostel facilities to be sufficient.



**Bank/Post-office/ATM facilities are available in the University campus.**

Response	Percentage	Respondents
Strongly Agree	55	164
Agree	34	100
Neutral	5	15
Disagree	2	7
Strongly Disagree	3	10
Total	100	296



The above table shows that most students (89%) perceive the availability of bank, post-office, and ATM facilities on campus positively, indicating that these essential services are well-provided for students. Overall, the response highlights a high level of satisfaction with these services on University campus.



# SECTION - ALUMNI



## RESEARCH METHODOLOGY

<b>Data Type:</b>	Primary
<b>Data Collection Tool:</b>	Survey (Online)
<b>Sample Size:</b>	72
<b>Sample Frame:</b>	Students of IFTM University who passed out of the University before 2023-24 from School of Sciences
<b>Sampling:</b>	Probability Sampling
<b>Questionnaire:</b>	Five-point Likert scale

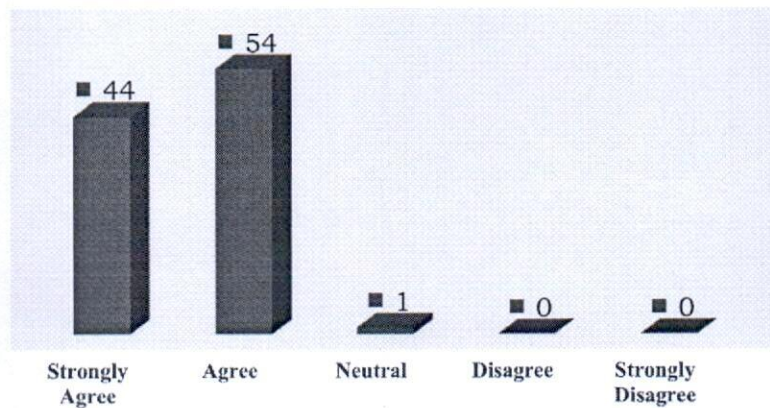


## PART – A CURRICULUM

The curriculum provided added flexibility and diversity among the offered courses across the programmes.

Response	Percentage	Respondents
Strongly Agree	44	32
Agree	54	39
Neutral	1	1
Disagree	0	0
Strongly Disagree	0	0
Total	100	72

**The curriculum provided added flexibility and diversity among the offered courses across the programmes.**

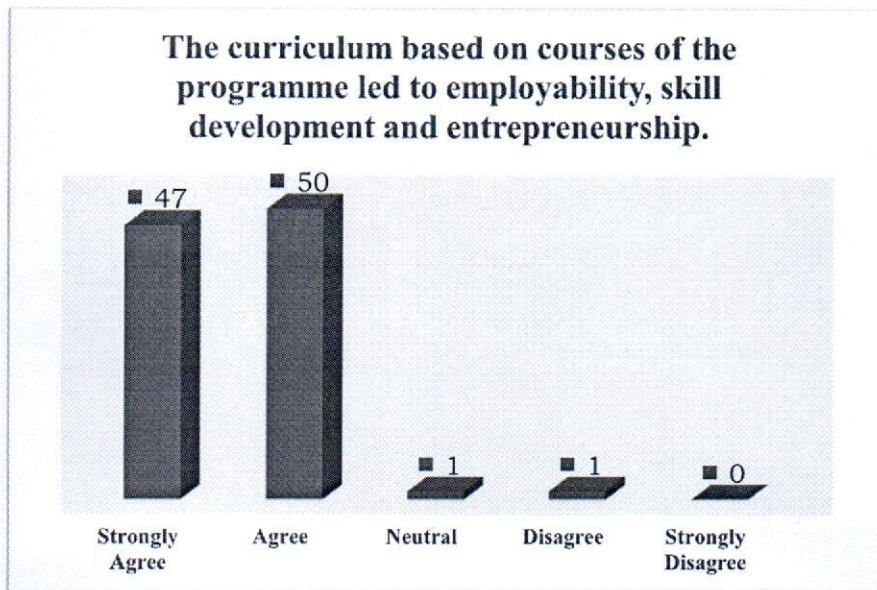


All the alumni (98%) respondents agreed that the curriculum provided added flexibility and diversity among the offered courses across the programmes.



The curriculum based on courses of the programme led to employability, skill development and entrepreneurship.

Response	Percentage	Respondents
Strongly Agree	47	34
Agree	50	36
Neutral	1	1
Disagree	1	1
Strongly Disagree	0	0
Total	100	72



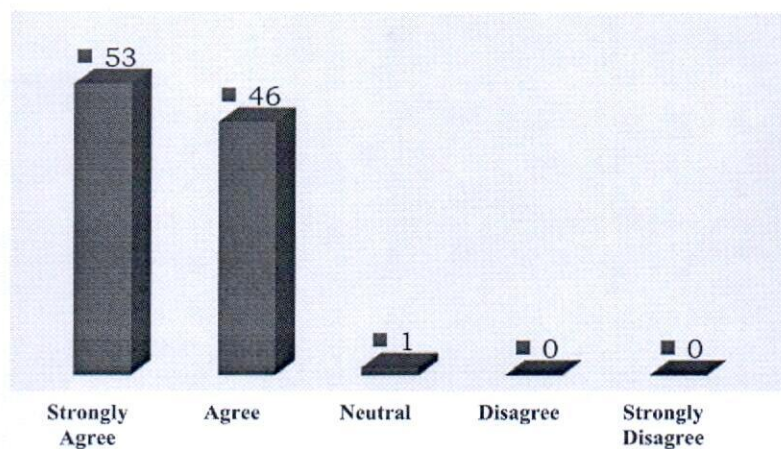
While 97% of the alumni agreed that the curriculum based on courses of the programme led to employability, skill development and entrepreneurship; only 1% remained neutral to the given statement.



**The offered course structure and syllabus was interesting and easy to understand.**

Response	Percentage	Respondents
Strongly Agree	53	38
Agree	46	33
Neutral	1	1
Disagree	0	0
Strongly Disagree	0	0
Total	100	72

**The offered course structure and syllabus was interesting and easy to understand.**

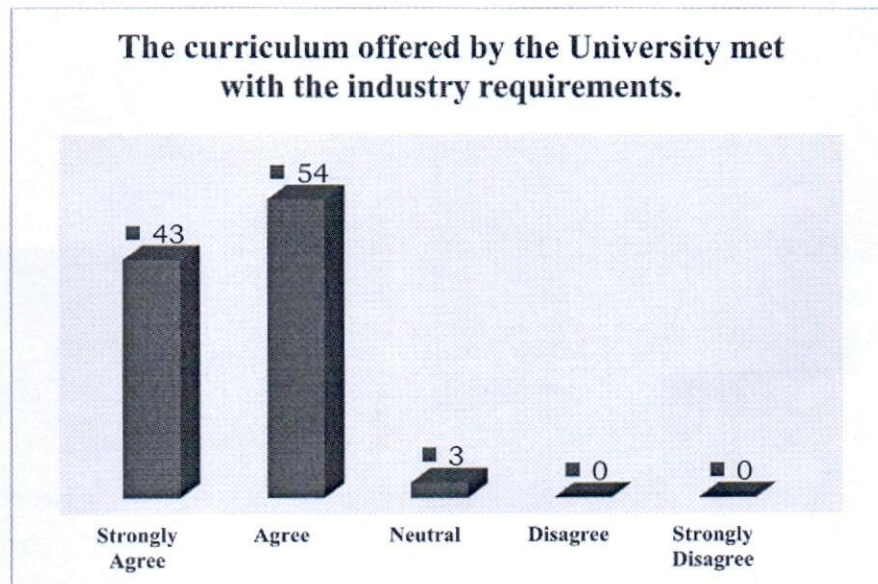


All the alumni agreed (99%) that the offered course structure and syllabus was interesting and easy to understand.



The curriculum offered by the University met with the industry requirements.

Response	Percentage	Respondents
Strongly Agree	43	31
Agree	54	39
Neutral	3	2
Disagree	0	0
Strongly Disagree	0	0
Total	100	72



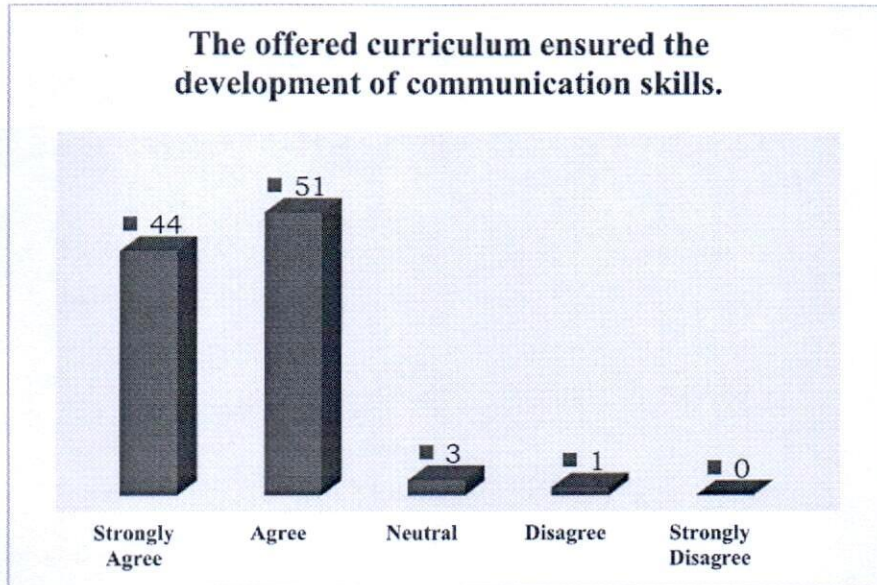
While 97% of the alumni agreed that the curriculum offered by the University met with the industry requirements; about 3% remained neutral to the given statement.





**The offered curriculum ensured the development of communication skills.**

Response	Percentage	Respondents
Strongly Agree	44	32
Agree	51	37
Neutral	3	2
Disagree	1	1
Strongly Disagree	0	0
Total	100	72



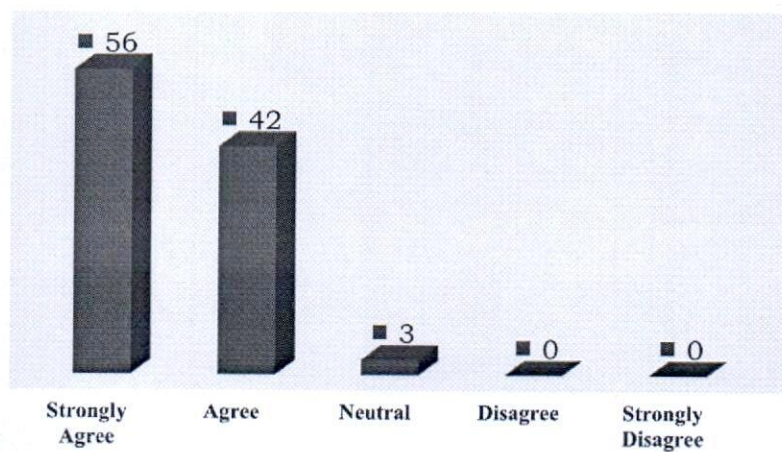
95% of the alumni agreed that the offered curriculum ensured the development of communication skills; about 3% stayed neutral to the given statement.



The curriculum was found to bridge the gap between theory and practical exercises.

Response	Percentage	Respondents
Strongly Agree	56	40
Agree	42	30
Neutral	3	2
Disagree	0	0
Strongly Disagree	0	0
Total	100	72

The curriculum was found to bridge the gap between theory and practical exercises.



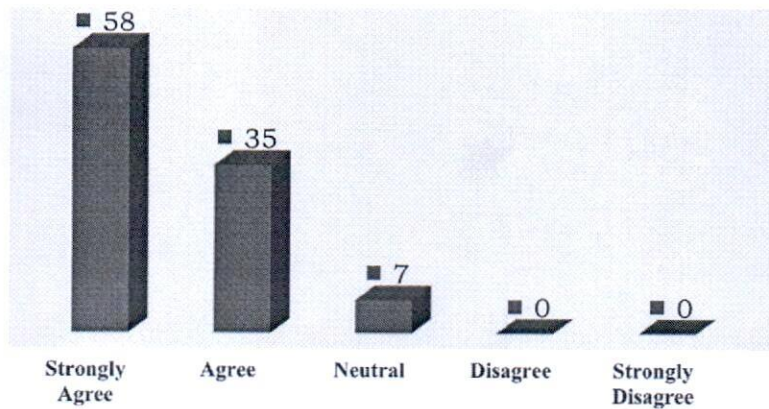
While 98% of the alumni agreed that the curriculum was found to bridge the gap between theory and practical exercises; about 3% remained neutral to the given statement.



The Value-added courses (VAC) offered by the University were relevant to develop more learning skills.

Response	Percentage	Respondents
Strongly Agree	58	42
Agree	35	25
Neutral	7	5
Disagree	0	0
Strongly Disagree	0	0
Total	100	72

The Value added courses (VAC) offered by the University were relevant to develop more learning skills.




93% of the alumni agreed that the value-added courses (VAC) offered by the University were relevant to develop more learning skills; about 7% kept their response neutral.



The courses offered in the programme were found to be relevant to my job ambitions.

Response	Percentage	Respondents
Strongly Agree	51	37
Agree	47	34
Neutral	1	1
Disagree	0	0
Strongly Disagree	0	0
Total	100	72

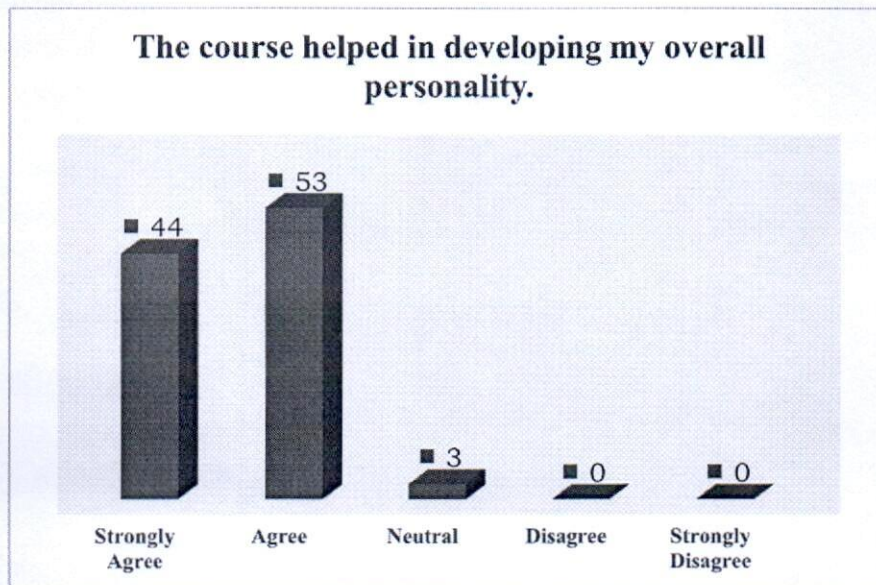


While 98% of the alumni agreed that the courses offered in the programme were found to be relevant to their job ambitions; about 1% kept neutral to the given statement.



The course helped in developing my overall personality.

Response	Percentage	Respondents
Strongly Agree	44	32
Agree	53	38
Neutral	3	2
Disagree	0	0
Strongly Disagree	0	0
Total	100	72



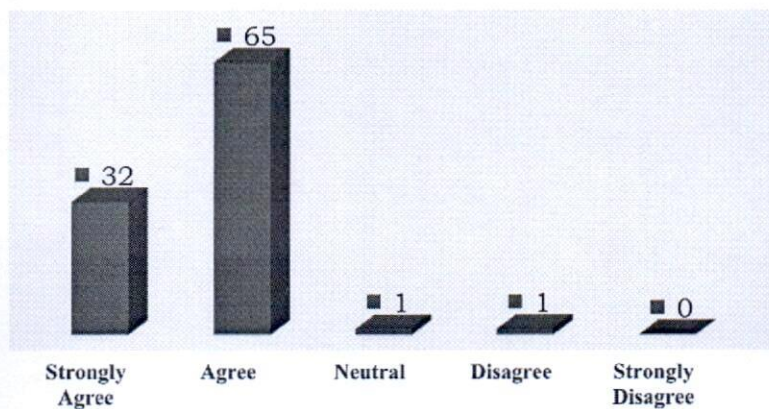
97% of the alumni agreed that the course helped in developing their overall personality; about 3% could not form any opinion and so remained neutral to the given statement.



The curriculum prescribed for your programme during your term in the university was appropriate.

Response	Percentage	Respondents
Strongly Agree	32	23
Agree	65	47
Neutral	1	1
Disagree	1	1
Strongly Disagree	0	0
Total	100	72

The curriculum prescribed for your programme during your term in the university was appropriate.

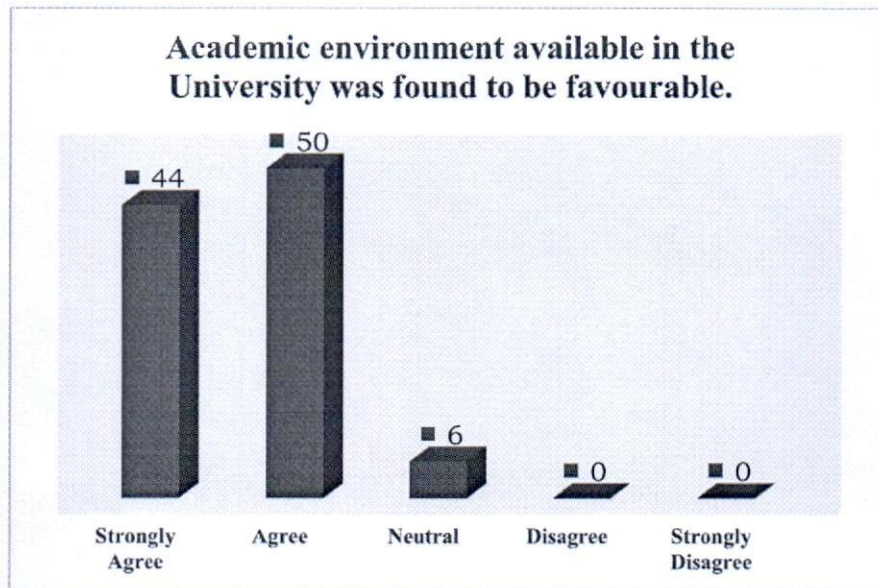


While 97% of the alumni agreed that the curriculum prescribed for their programme during their term in the university was appropriate; only 1% remained neutral towards the statement.



Academic environment available in the University was found to be favourable.

Response	Percentage	Respondents
Strongly Agree	44	32
Agree	50	36
Neutral	6	4
Disagree	0	0
Strongly Disagree	0	0
Total	100	72



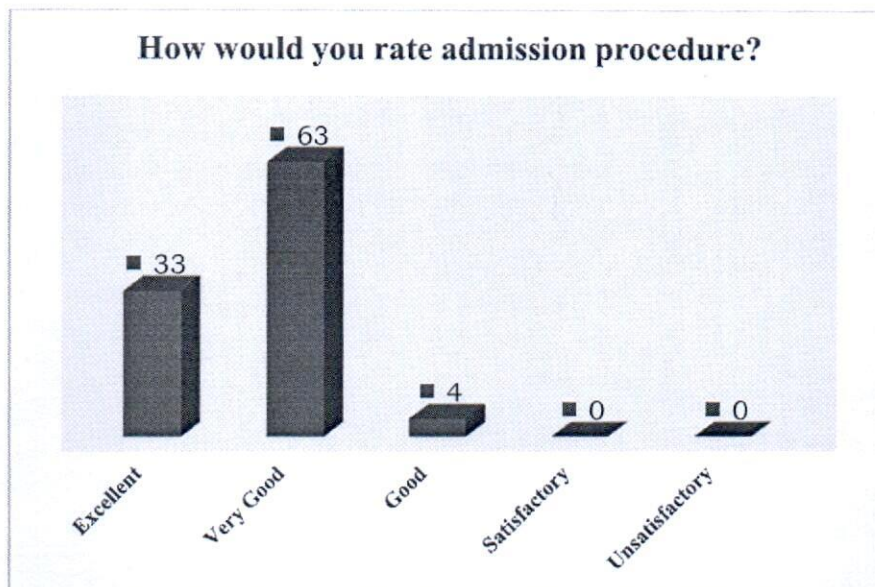
94% of the alumni agreed that the academic environment available in the University was found to be favourable; about 6% could not form any opinion and so remained neutral to the given statement.



## PART – B INSTITUTIONAL FACILITIES

How would you rate admission procedure?

Response	Percentage	Respondents
Excellent	33	24
Very Good	63	45
Good	4	3
Satisfactory	0	0
Unsatisfactory	0	0
<b>Total</b>	<b>100</b>	<b>72</b>



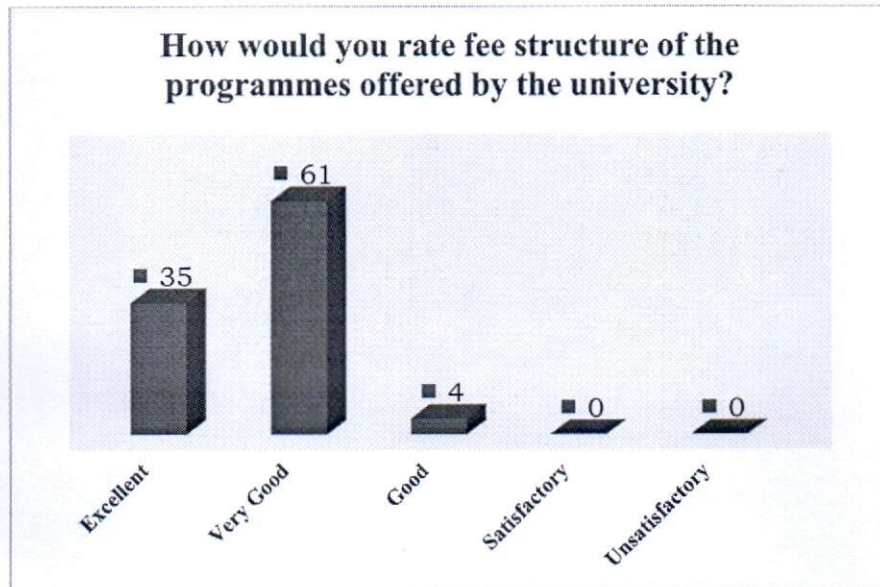
While 33% of the alumni rated the admission procedure as Excellent; about 63% found it to be Very Good and rest 4% rated it as Good.





How would you rate fee structure of the programmes offered by the university?

Response	Percentage	Respondents
Excellent	35	25
Very Good	61	44
Good	4	3
Satisfactory	0	0
Unsatisfactory	0	0
Total	100	72

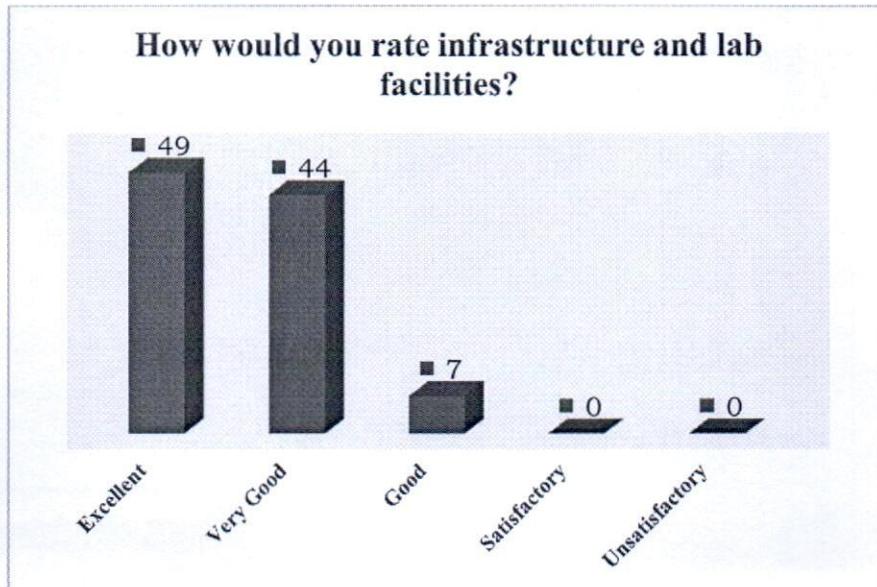


35% of the alumni found the fee structure of the programmes offered by the university to be Excellent; and the remaining 61% rated it as Very Good.



**How would you rate infrastructure and lab facilities?**

Response	Percentage	Respondents
Excellent	49	35
Very Good	44	32
Good	7	5
Satisfactory	0	0
Unsatisfactory	0	0
Total	100	72

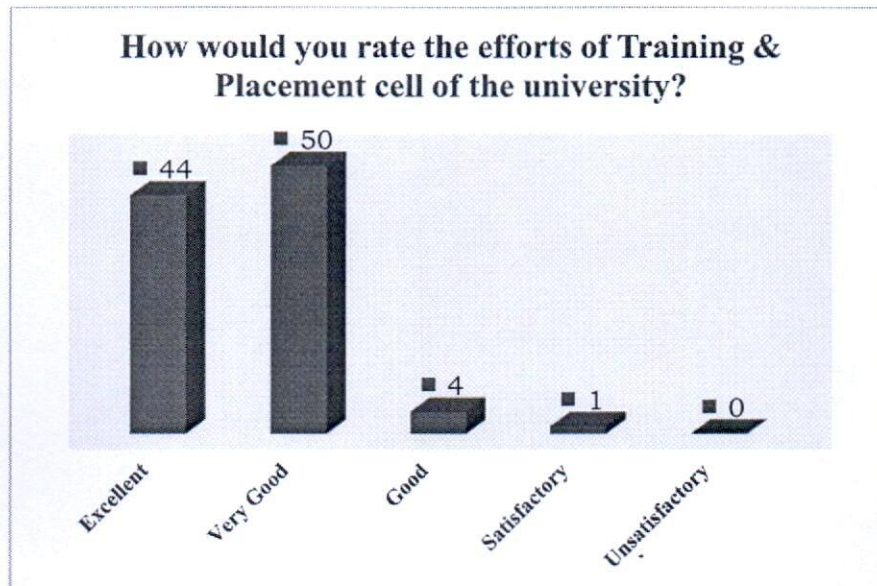


While 49% of the alumni rated the infrastructure and lab facilities as Excellent; about 44% found them to be Very Good and 7% rated them as Good.



How would you rate the efforts of Training & Placement cell of the university?

Response	Percentage	Respondents
Excellent	44	32
Very Good	50	36
Good	4	3
Satisfactory	1	1
Unsatisfactory	0	0
Total	100	72

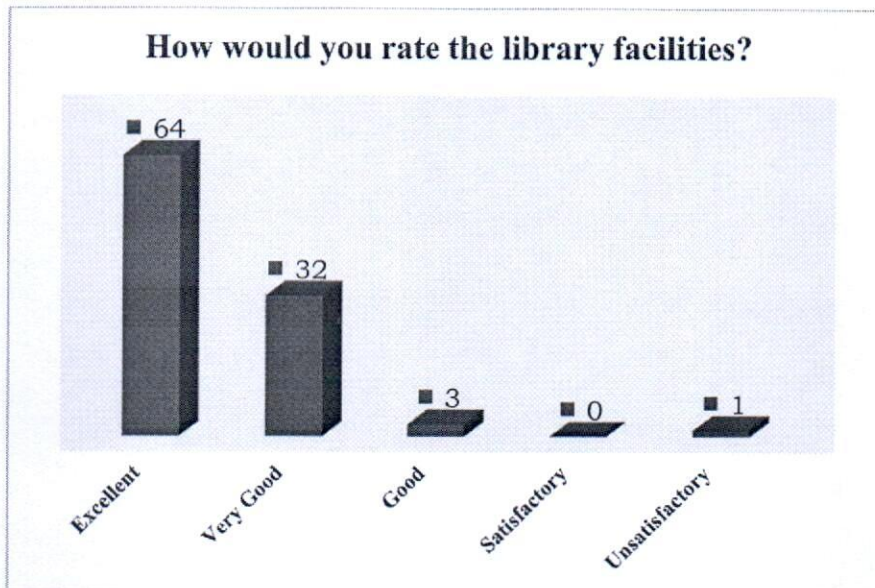


44% of the alumni found the efforts of Training & Placement cell of the university to be Excellent; about 50% rated it as Very Good and 4% found it to be Good.



**How would you rate the library facilities?**

Response	Percentage	Respondents
Excellent	64	46
Very Good	32	23
Good	3	2
Satisfactory	0	0
Unsatisfactory	1	1
<b>Total</b>	<b>100</b>	<b>72</b>

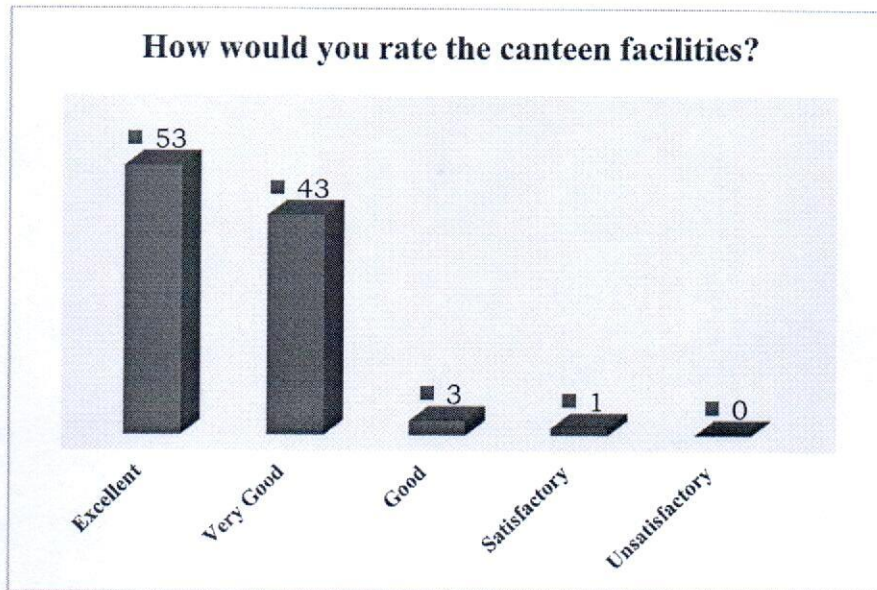


While 64% of the alumni rated the library facilities as Excellent; about 32% found it to be Very Good and 3% rated it as Good.



**How would you rate the canteen facilities?**

Response	Percentage	Respondents
Excellent	53	38
Very Good	43	31
Good	3	2
Satisfactory	1	1
Unsatisfactory	0	0
<b>Total</b>	<b>100</b>	<b>72</b>

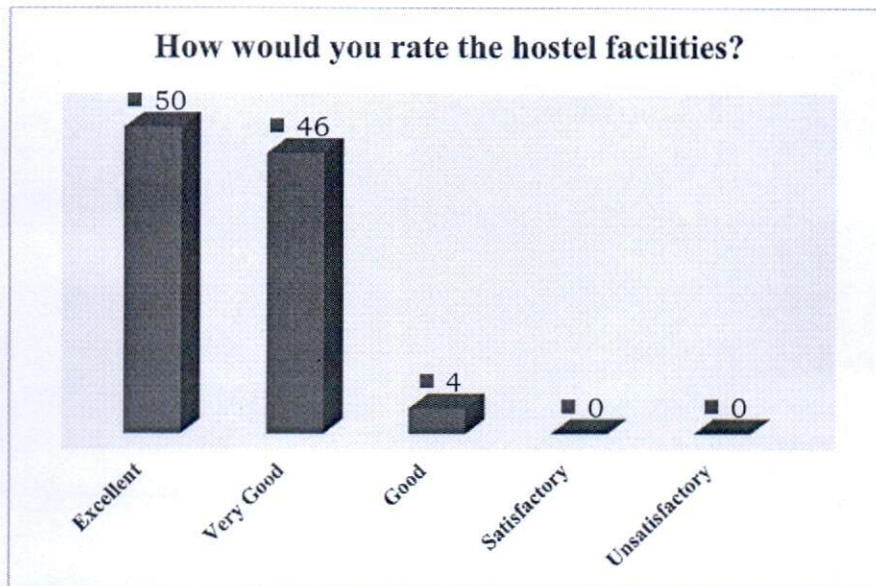


53% of the alumni respondents found the canteen facilities to be Excellent; about 43% rated it as Very Good.



**How would you rate the hostel facilities?**

Response	Percentage	Respondents
Excellent	50	36
Very Good	46	33
Good	4	3
Satisfactory	0	0
Unsatisfactory	0	0
Total	100	72

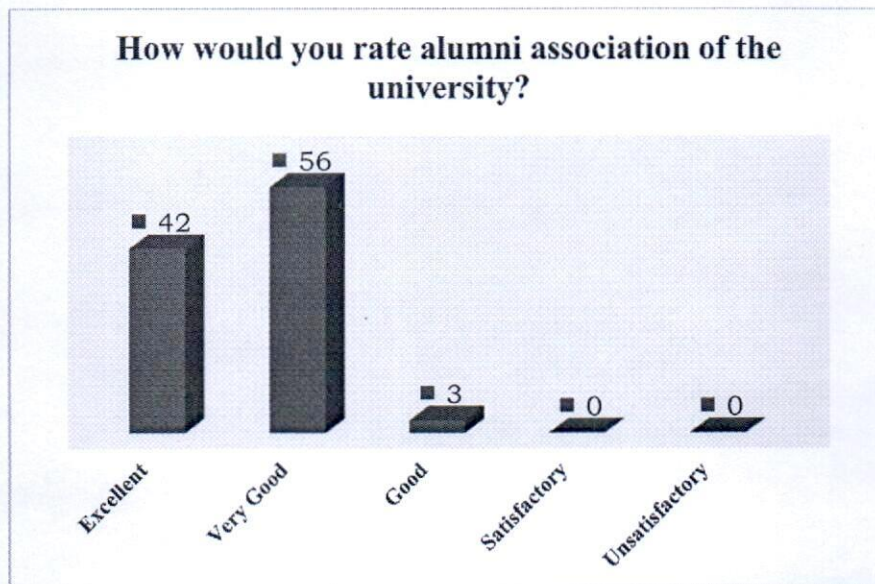


While 50% of the alumni rated the hostel facilities as Excellent; about 46% found it to be Very Good and 4% rated it as Good.



**How would you rate alumni association of the university?**

Response	Percentage	Respondents
Excellent	42	30
Very Good	56	40
Good	3	2
Satisfactory	0	0
Unsatisfactory	0	0
<b>Total</b>	<b>100</b>	<b>72</b>

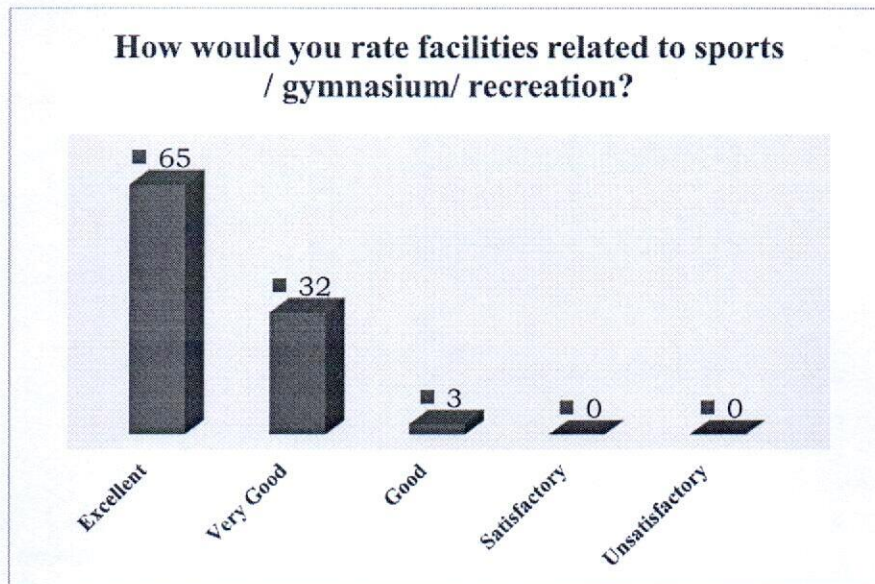


While 42% of the respondents found the alumni association of the university to be Excellent; about 56% rated it as Very Good and 3% found it to be Good.



How would you rate facilities related to sports / gymnasium/ recreation?

Response	Percentage	Respondents
Excellent	65	47
Very Good	32	23
Good	3	2
Satisfactory	0	0
Unsatisfactory	0	0
Total	100	72



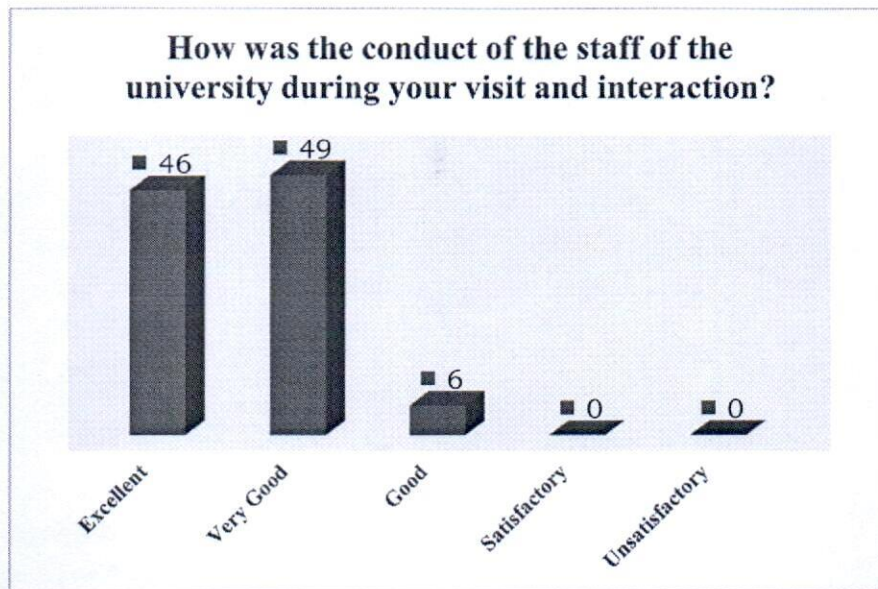
65% of the alumni rated the facilities related to sports / gymnasium/ recreation as Excellent; about 32% found it to be Very Good and 3% rated it as Good.





**How was the conduct of the staff of the university during your visit and interaction?**

Response	Percentage	Respondents
Excellent	46	33
Very Good	49	35
Good	6	4
Satisfactory	0	0
Unsatisfactory	0	0
<b>Total</b>	<b>100</b>	<b>72</b>

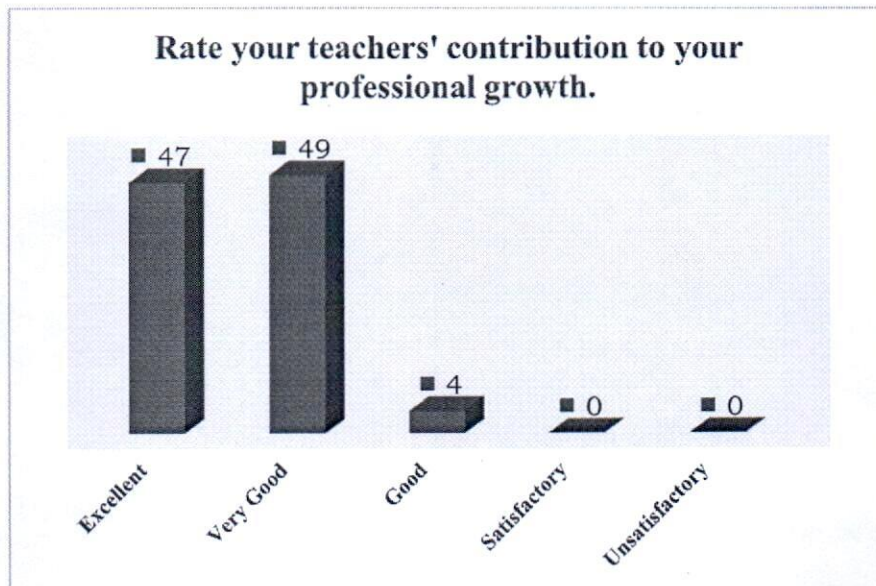


While 46% of the respondents found the conduct of the staff of the university during their visits and interactions to be Excellent; about 49% rated it as Very Good and 6% found it to be Good.



Rate your teachers' contribution to your professional growth.

Response	Percentage	Respondents
Excellent	47	34
Very Good	49	35
Good	4	3
Satisfactory	0	0
Unsatisfactory	0	0
Total	100	72

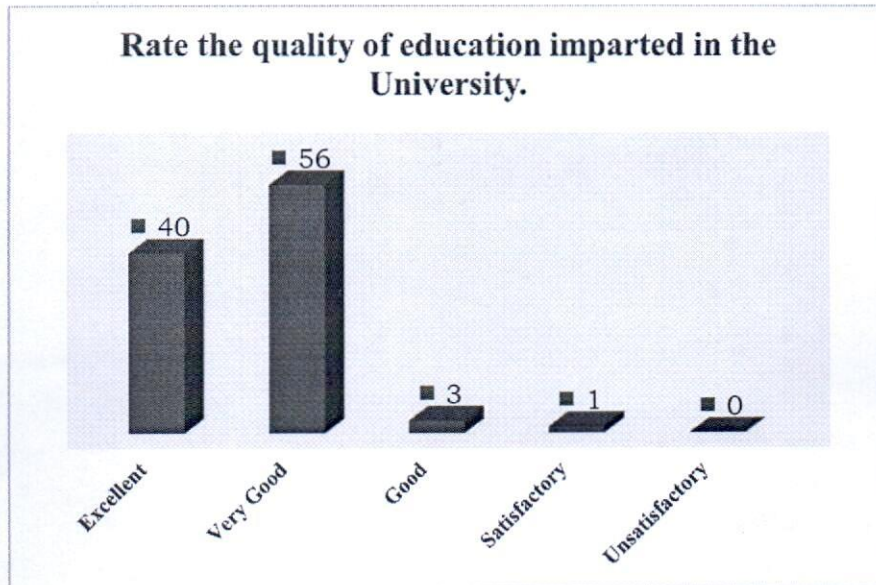


While 47% of the alumni rated their teachers' contribution to their professional growth as Excellent; about 49% found it to be Very Good and 4% rated it as Good.



Rate the quality of education imparted in the University.

Response	Percentage	Respondents
Excellent	40	29
Very Good	56	40
Good	3	2
Satisfactory	1	1
Unsatisfactory	0	0
Total	100	72

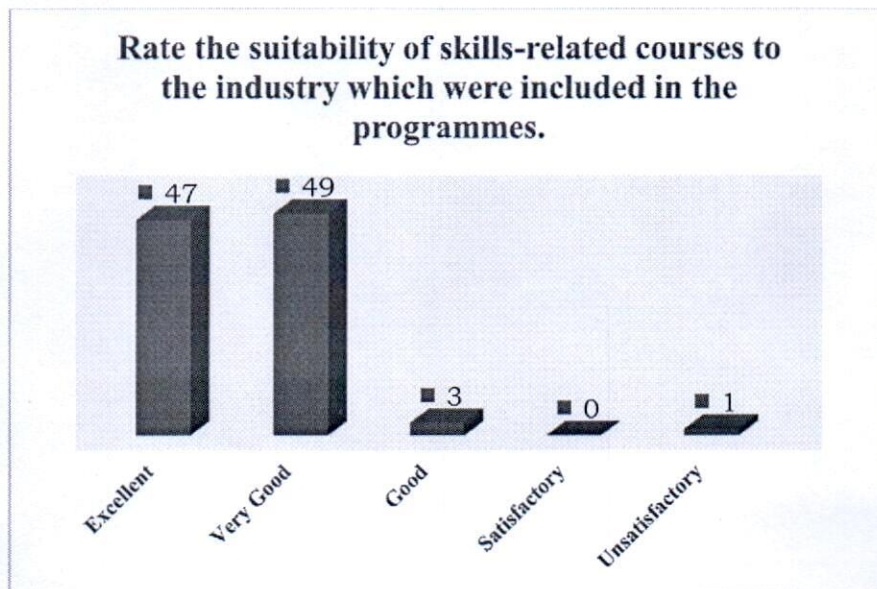


While 40% of the respondents found the quality of education imparted in the University to be Excellent; about 56% rated it as Very Good and 3% found it to be Good.



Rate the suitability of skills-related courses to the industry which were included in the programmes.

Response	Percentage	Respondents
Excellent	47	34
Very Good	49	35
Good	3	2
Satisfactory	0	0
Unsatisfactory	1	1
<b>Total</b>	<b>100</b>	<b>72</b>



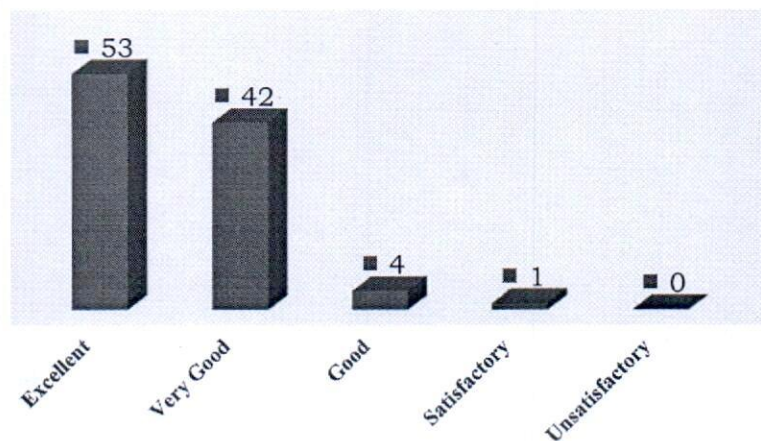
47% of the alumni rated the suitability of skills-related courses to the industry which were included in the programmes as Excellent; about 49% found it to be Very Good and 3% rated it as Good.



Rate the development activities organized by the university for your overall development.

Response	Percentage	Respondents
Excellent	53	38
Very Good	42	30
Good	4	3
Satisfactory	1	1
Unsatisfactory	0	0
Total	100	72

Rate the development activities organized by the university for your overall development.

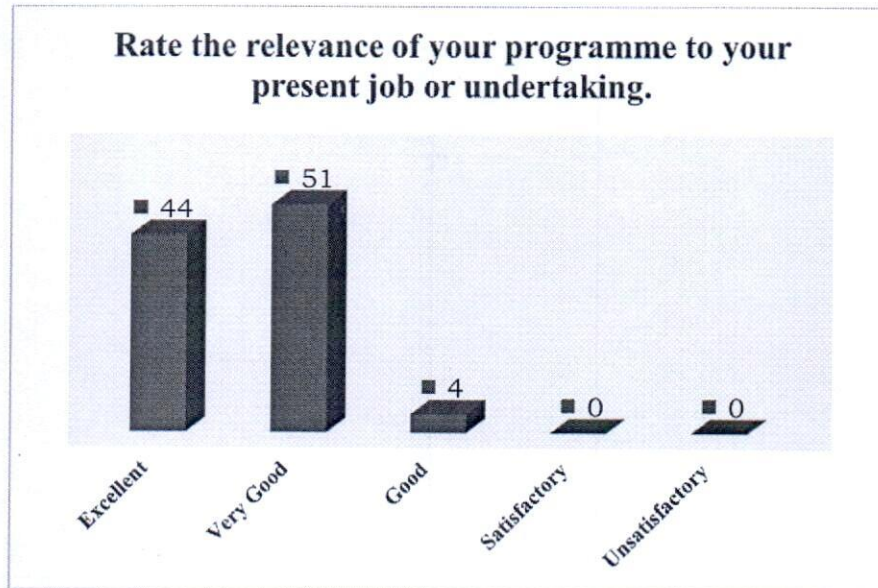


While 53% of the alumni respondents found the development activities organized by the university for their overall development to be Excellent; about 42% rated it as Very Good and 4% found it to be Good.



Rate the relevance of your programme to your present job or undertaking.

Response	Percentage	Respondents
Excellent	44	32
Very Good	51	37
Good	4	3
Satisfactory	0	0
Unsatisfactory	0	0
Total	100	72



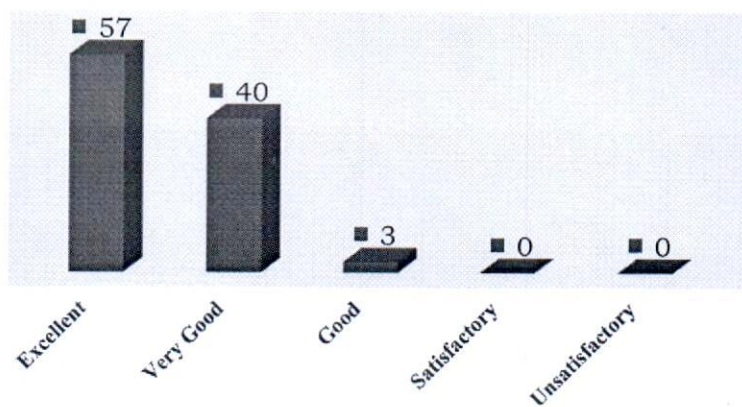
44% of the alumni rated the relevance of their programme to their present job or undertaking as Excellent; about 51% found it to be Very Good and 4% rated it as Good.



**The efforts of the University for Personality Development/ Soft Skills/ Group Discussion Techniques.**

Response	Percentage	Respondents
Excellent	57	41
Very Good	40	29
Good	3	2
Satisfactory	0	0
Unsatisfactory	0	0
Total	100	72

**The efforts of the University for Personality Development/ Soft Skills/ Group Discussion Techniques.**



57% of the alumni found the efforts of the University for Personality Development/ Soft Skills/ Group Discussion Techniques to be Excellent; about 40% rated it as Very Good.



# **SECTION - EMPLOYER**





## RESEARCH METHODOLOGY

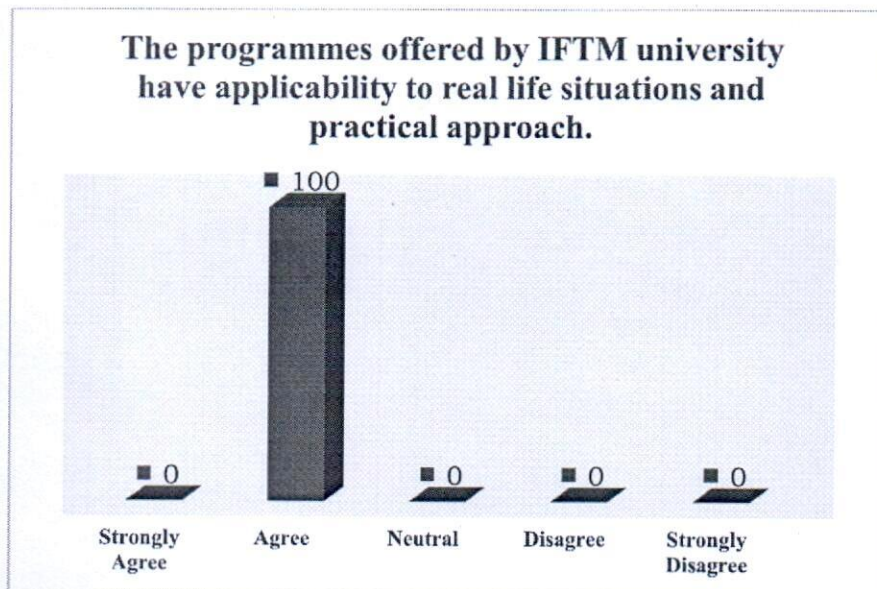
<b>Data Type:</b>	Primary
<b>Data Collection Tool:</b>	Survey (Online)
<b>Sample Size:</b>	2
<b>Sample Frame:</b>	Business Organisations provided employment/ training to students of IFTM University from School of Sciences
<b>Sampling:</b>	Probability Sampling
<b>Questionnaire:</b>	Five-point Likert scale



## PART – A CURRICULUM

The programmes offered by IFTM university have applicability to real life situations and practical approach.

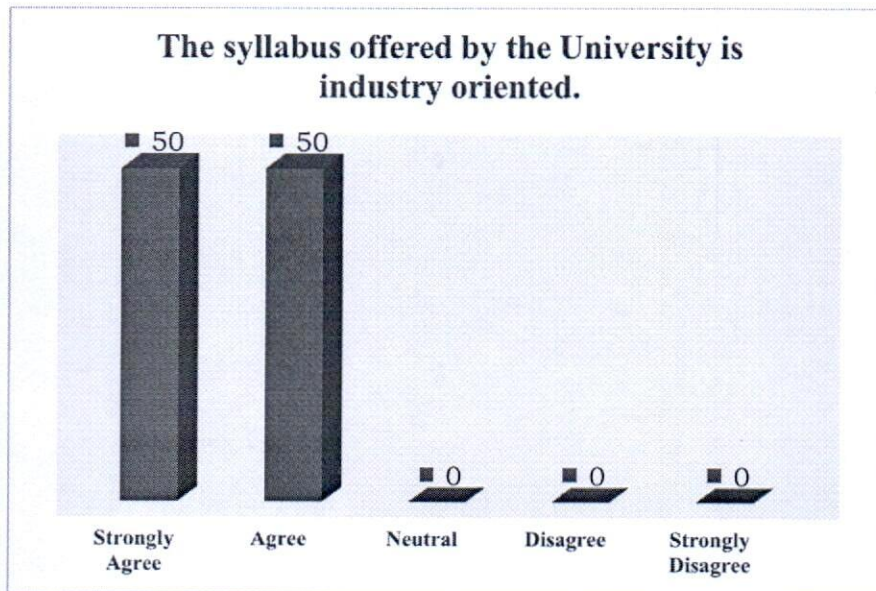
Response	Percentage	Respondents
Strongly Agree	0	0
Agree	100	2
Neutral	0	0
Disagree	0	0
Strongly Disagree	0	0
Total	100	2



The survey results indicate that all the respondents (100%) agree that the programmes offered by IFTM University have applicability to real-life situations and a practical approach. No respondents expressed any disagreement or neutrality on the matter, which suggests that the university's programmes are perceived positively in terms of their relevance and practicality.

**The syllabus offered by the University is industry oriented.**

Response	Percentage	Respondents
Strongly Agree	50	1
Agree	50	1
Neutral	0	0
Disagree	0	0
Strongly Disagree	0	0
Total	100	2

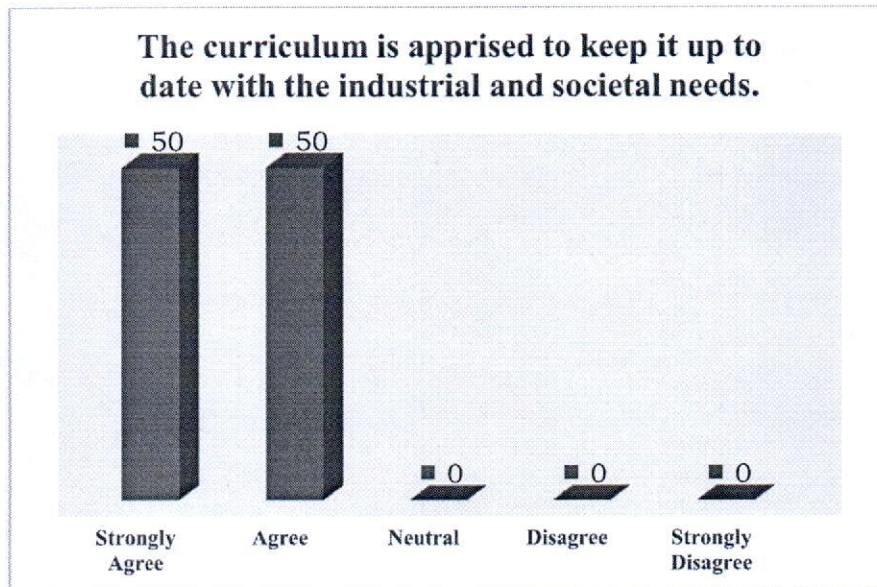


Most respondents (100%) believe that the syllabus offered by the university is oriented towards the needs of the industry, with half strongly agreeing and the other half agreeing. There is a unanimous positive response with no disagreement or neutral opinion, suggesting that both respondents find the syllabus relevant to industry standards.



The curriculum is appraised to keep it up to date with the industrial and societal needs.

Response	Percentage	Respondents
Strongly Agree	50	1
Agree	50	1
Neutral	0	0
Disagree	0	0
Strongly Disagree	0	0
Total	100	2



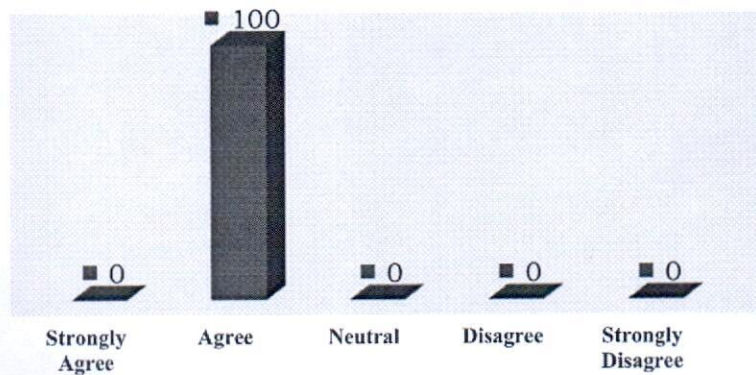
This reflects a high level of agreement, suggesting that the curriculum is perceived as relevant and responsive to current trends.



**The University gives weightage to employability, skill development and entrepreneurship in curriculum design and development.**

Response	Percentage	Respondents
Strongly Agree	0	0
Agree	100	2
Neutral	0	0
Disagree	0	0
Strongly Disagree	0	0
Total	100	2

**The University gives weightage to employability, skill development and entrepreneurship in curriculum design and development.**

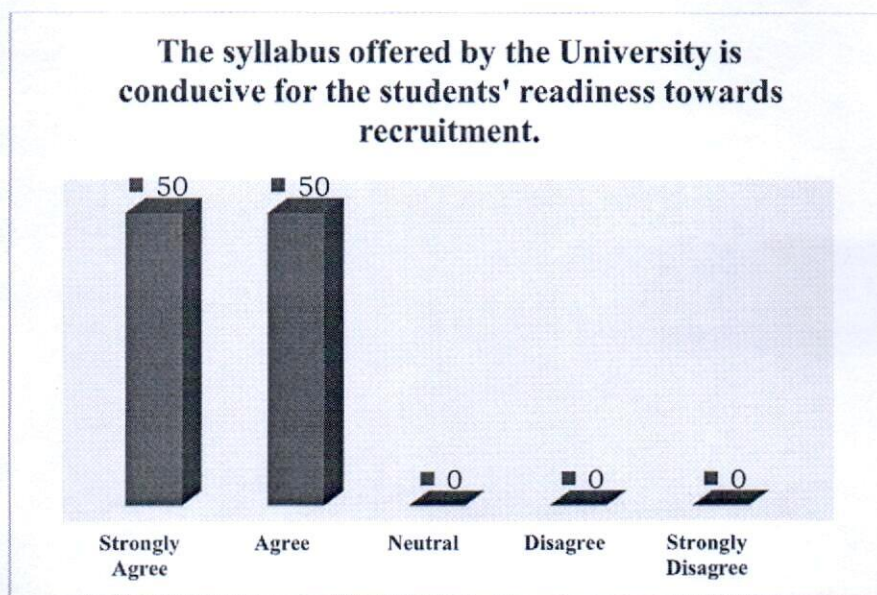


100% of the respondents selected "Agree" regarding the university's focus on employability, skill development, and entrepreneurship.



The syllabus offered by the University is conducive for the students' readiness towards recruitment.

Response	Percentage	Respondents
Strongly Agree	50	1
Agree	50	1
Neutral	0	0
Disagree	0	0
Strongly Disagree	0	0
Total	100	2



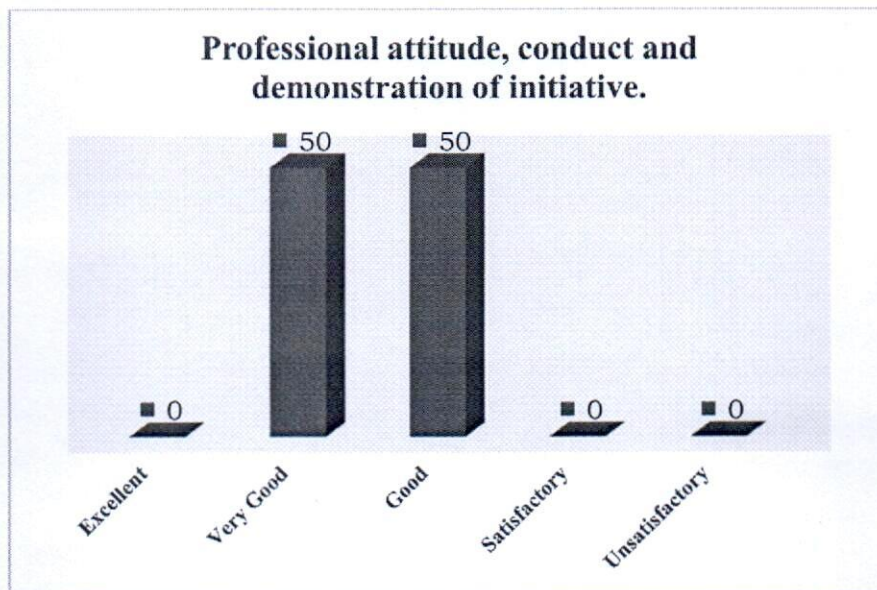
The feedback suggests that the syllabus is perceived as effectively preparing students for recruitment, thus indicating a positive perception.



**PART – B**  
**WORK PERFORMANCE**

**Professional attitude, conduct and demonstration of initiative.**

Response	Percentage	Respondents
Excellent	0	0
Very Good	50	1
Good	50	1
Satisfactory	0	0
Unsatisfactory	0	0
<b>Total</b>	<b>100</b>	<b>2</b>

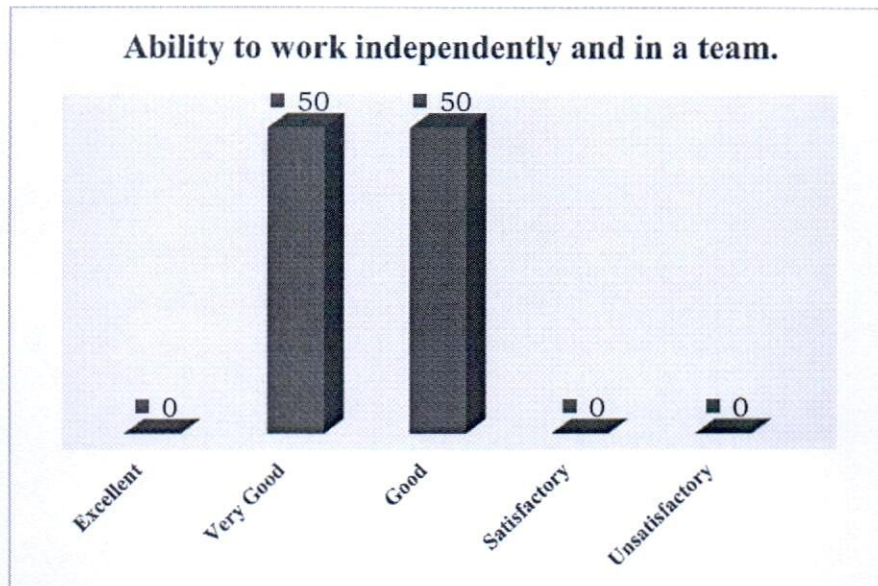


This suggests that the performance in terms of professional attitude, conduct, and initiative is generally seen positively, with a strong consensus on the areas being either "Very Good" or "Good."



**Ability to work independently and in a team.**

Response	Percentage	Respondents
Excellent	0	0
Very Good	50	1
Good	50	1
Satisfactory	0	0
Unsatisfactory	0	0
<b>Total</b>	<b>100</b>	<b>2</b>



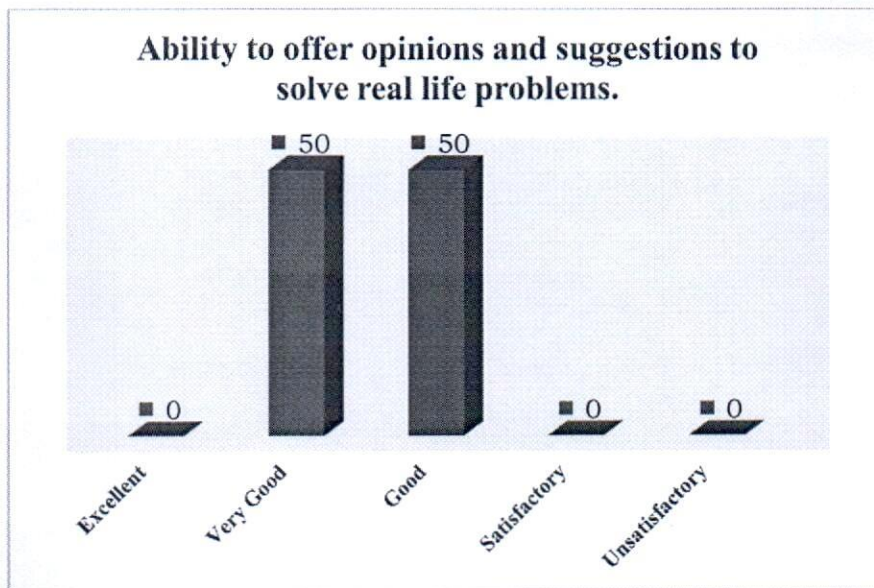
Overall, all respondents evaluated this ability positively, with no negative or neutral ratings.





**Ability to offer opinions and suggestions to solve real life problems.**

Response	Percentage	Respondents
Excellent	0	0
Very Good	50	1
Good	50	1
Satisfactory	0	0
Unsatisfactory	0	0
<b>Total</b>	<b>100</b>	<b>2</b>

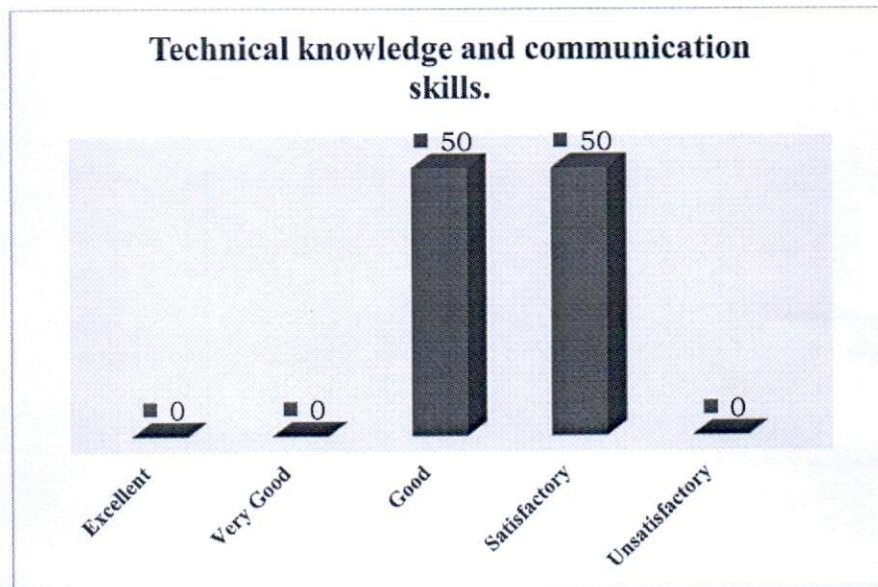


The responses indicate a balanced, moderately positive perception but highlight potential opportunities to improve the ability further to achieve an "Excellent" rating from users.



### Technical knowledge and communication skills.

Response	Percentage	Respondents
Excellent	0	0
Very Good	0	0
Good	50	1
Satisfactory	50	1
Unsatisfactory	0	0
Total	100	2

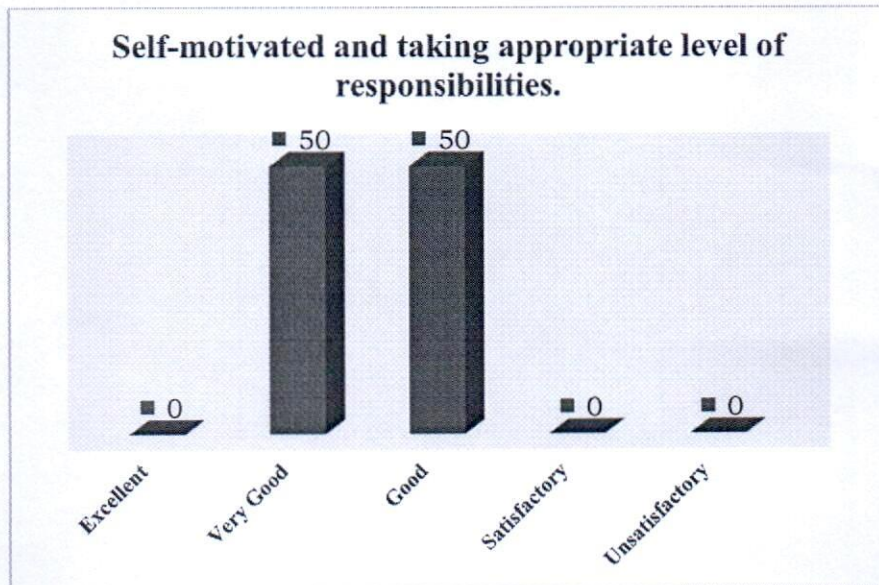


The feedback suggests moderate satisfaction, with no standout praise or significant criticism. This data might highlight areas where improvement is needed to achieve a higher standard or consistency in technical knowledge and communication skills.



**Self-motivated and taking appropriate level of responsibilities.**

Response	Percentage	Respondents
Excellent	0	0
Very Good	50	1
Good	50	1
Satisfactory	0	0
Unsatisfactory	0	0
<b>Total</b>	<b>100</b>	<b>2</b>

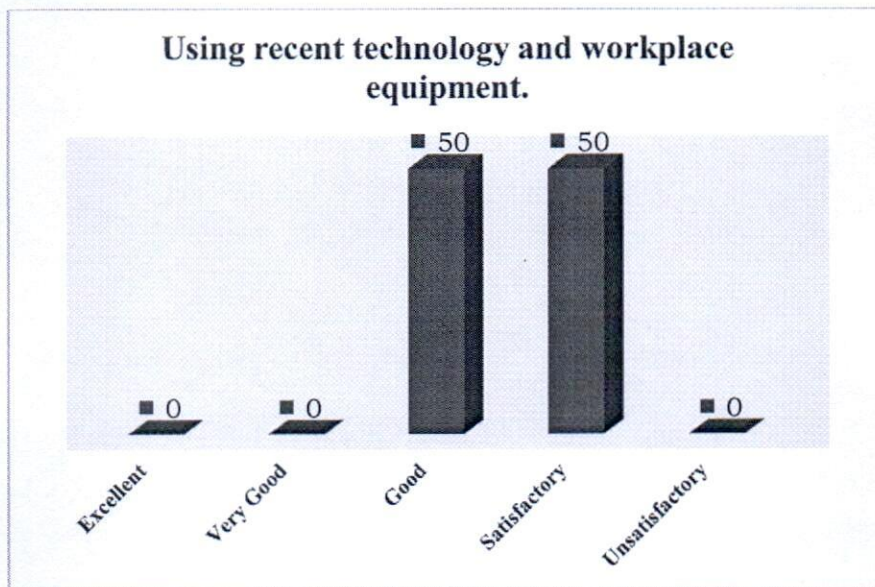


The feedback indicates that the individual's performance is positively viewed, falling between "Good" and "Very Good." There is room for improvement to achieve "Excellent" ratings from future assessments.



**Using recent technology and workplace equipment.**

Response	Percentage	Respondents
Excellent	0	0
Very Good	0	0
Good	50	1
Satisfactory	50	1
Unsatisfactory	0	0
Total	100	2

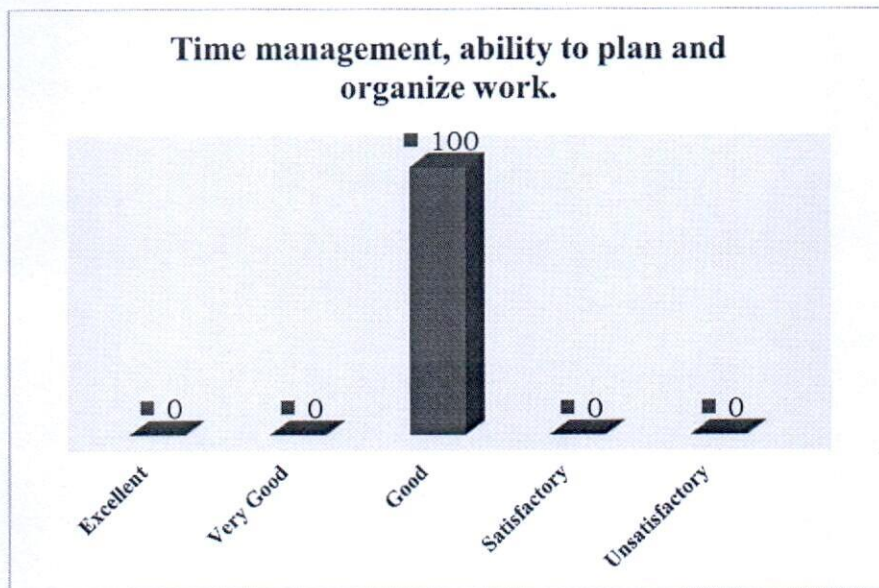


Half of the respondents rated the experience as "Good," suggesting satisfaction with the technology and equipment. The other half rated it as "Satisfactory," indicating that while it met expectations, there might be room for improvement.



**Time management, ability to plan and organize work.**

Response	Percentage	Respondents
Excellent	0	0
Very Good	0	0
Good	100	2
Satisfactory	0	0
Unsatisfactory	0	0
Total	100	2

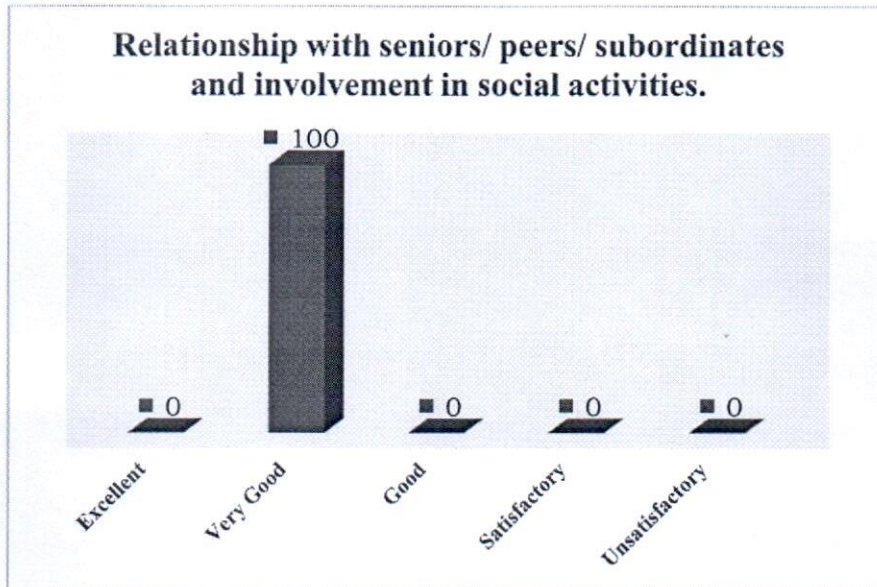


This suggests that while respondents consider the performance adequate, there is room for improvement to reach higher levels such as "Very Good" or "Excellent."



**Relationship with seniors/ peers/ subordinates and involvement in social activities.**

Response	Percentage	Respondents
Excellent	0	0
Very Good	100	2
Good	0	0
Satisfactory	0	0
Unsatisfactory	0	0
<b>Total</b>	<b>100</b>	<b>2</b>

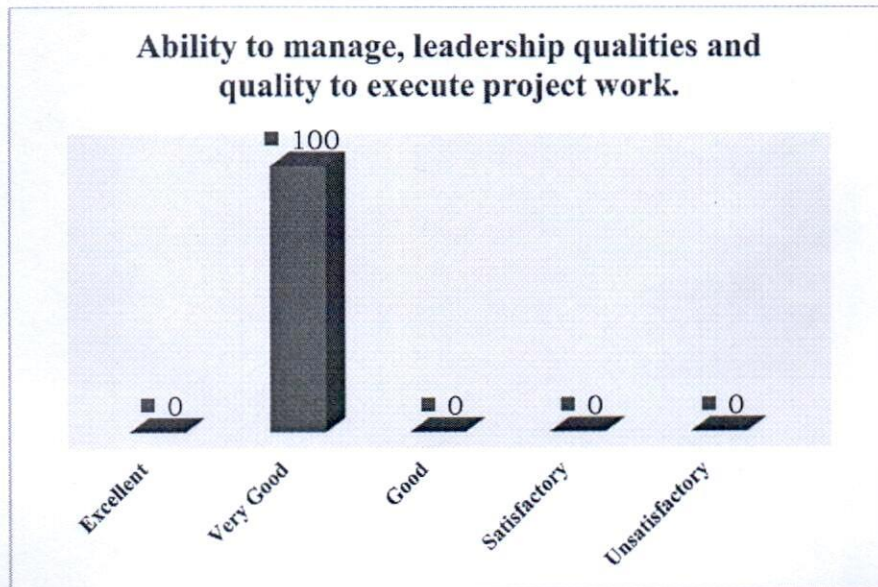


The 100% "Very Good" rating indicates a highly positive perception of relationships with seniors, peers, and subordinates, as well as engagement in social activities. This suggests strong interpersonal dynamics and effective collaboration.



**Ability to manage, leadership qualities and quality to execute project work.**

Response	Percentage	Respondents
Excellent	0	0
Very Good	100	2
Good	0	0
Satisfactory	0	0
Unsatisfactory	0	0
Total	100	2

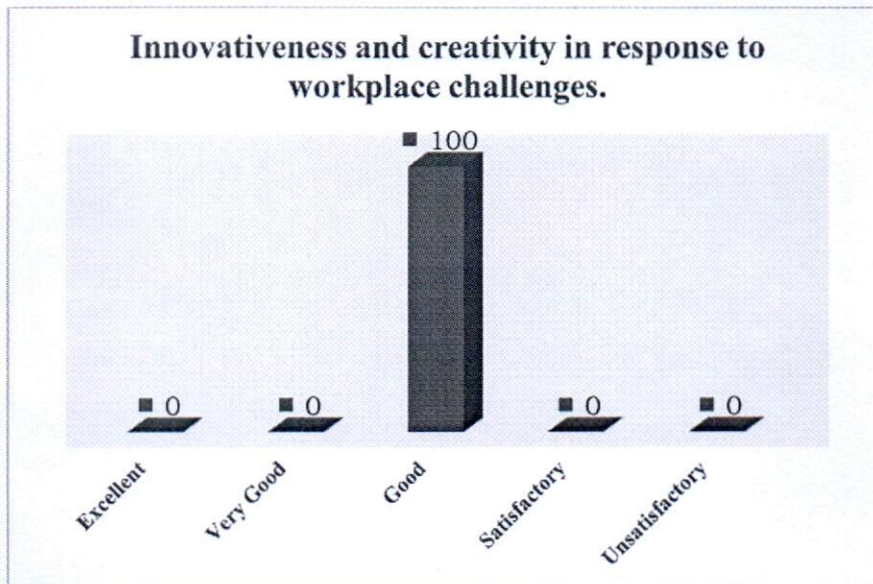


All respondents rated the individual's performance in these areas as "Very Good." This indicates a strong consensus that the student demonstrates commendable management skills, effective leadership qualities, and excellent execution in project work.



**Innovativeness and creativity in response to workplace challenges.**

Response	Percentage	Respondents
Excellent	0	0
Very Good	0	0
Good	100	2
Satisfactory	0	0
Unsatisfactory	0	0
Total	100	2



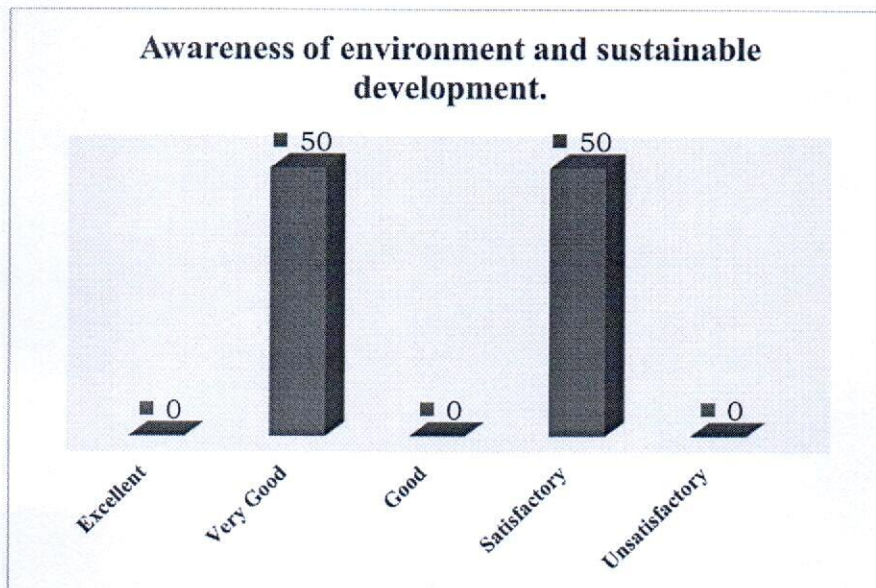
It appears that the feedback for innovativeness and creativity in response to workplace challenges is entirely positive, with all respondents rating it as "Good."





**Awareness of environment and sustainable development.**

Response	Percentage	Respondents
Excellent	0	0
Very Good	50	1
Good	0	0
Satisfactory	50	1
Unsatisfactory	0	0
<b>Total</b>	<b>100</b>	<b>2</b>

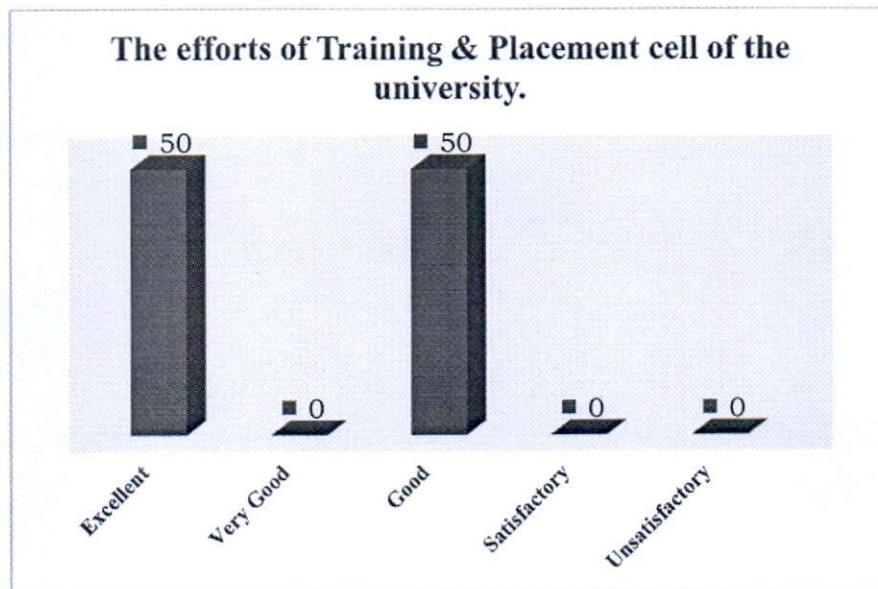


This suggests that the respondents have a generally positive view of their awareness, with half rating it highly (Very Good) and the other half indicating it is satisfactory.



**The efforts of Training & Placement cell of the university.**

Response	Percentage	Respondents
Excellent	50	1
Very Good	0	0
Good	50	1
Satisfactory	0	0
Unsatisfactory	0	0
<b>Total</b>	<b>100</b>	<b>2</b>

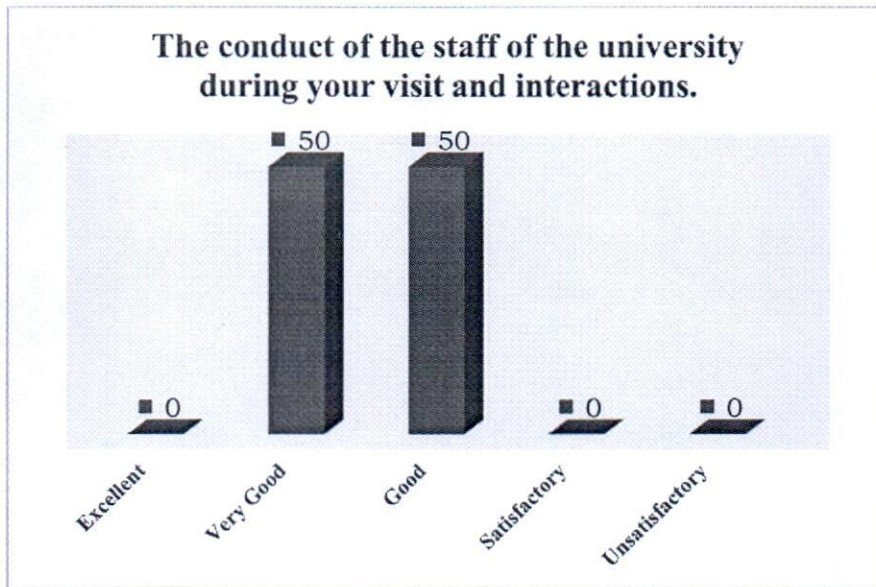


All respondents (100%) rated the efforts of the T&P cell positively. One respondent rated it as "Excellent" and the other rated it as "Good". This suggests that the T&P cell's work is recognized, but there is room for improvement in ensuring a more uniformly high level of satisfaction.



**The conduct of the staff of the university during your visit and interactions.**

Response	Percentage	Respondents
Excellent	0	0
Very Good	50	1
Good	50	1
Satisfactory	0	0
Unsatisfactory	0	0
<b>Total</b>	<b>100</b>	<b>2</b>



The majority (100%) of the responses fell within the "Good" to "Very Good" range, with no negative feedback, suggesting a generally positive perception of the staff's behaviour and professionalism during the visit and interactions.

