

IFTM UNIVERSITY

MORADABAD

CURRICULUM FEEDBACK REPORT

SCHOOL OF SOCIAL SCIENCES

2023-24

Curriculum adopted by the University provides not only a structure for teaching; instead, it is a measurable plan. It helps quantify the efforts being put by all the stakeholders of the ecosystem. Its acceptance amongst all the stakeholders and suitability is a pre requisite to the ultimate purpose of learning and development, at the University.

To bridge any gap between the expectations and the perception in regards to the curriculum, an annual survey is conducted for all the key stakeholders, viz., teachers, students, alumni, and employers.

The curriculum feedback collected from various stakeholders, provides valuable insights into the relevance and effectiveness of the University's academic programs. Stakeholders appreciate the inclusion of contemporary topics, practical exposure, and interdisciplinary approaches. However, recommendations suggest enhancing industry-academia collaboration, updating course content to align with current trends, and incorporating more skill-based and experiential learning opportunities. Faculty members have emphasized the need for more flexibility in course structures, while students advocate for improved access to digital learning tools. These suggestions will guide future curriculum revisions to ensure the programs remain robust, competitive, and aligned with academic and professional excellence.



SECTION - TEACHERS



RESEARCH METHODOLOGY

Data Type:	Primary
Data Collection Tool:	Survey (Online)
Sample Size:	72
Sample Frame:	Teachers of IFTM University in 2023-24 in School of Social Sciences
Sampling:	Probability Sampling
Questionnaire:	Five-point Likert scale

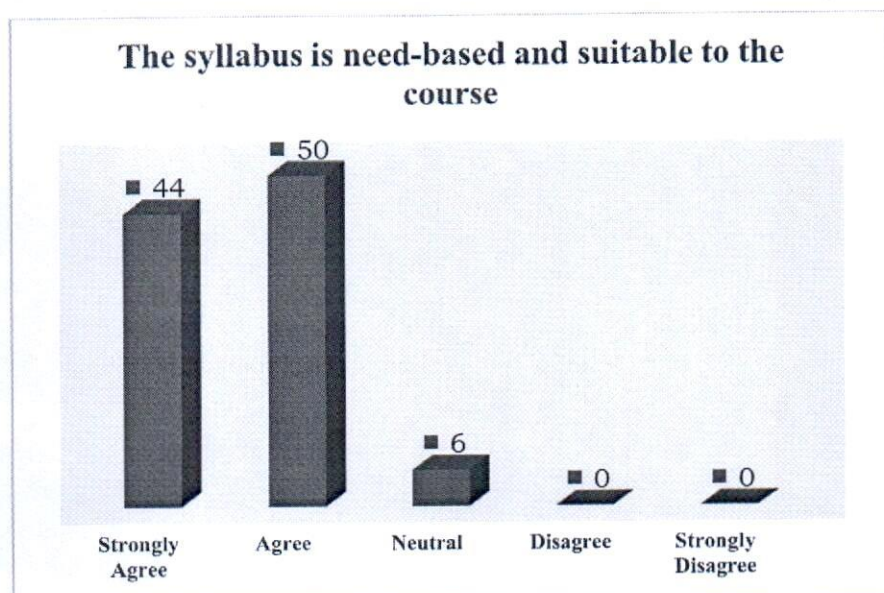


PART – A

CURRICULUM DESIGN AND DEVELOPMENT

The syllabus is need-based and suitable to the course

Response	Percentage	Respondents
Strongly Agree	44	32
Agree	50	36
Neutral	6	4
Disagree	0	0
Strongly Disagree	0	0
Total	100	72

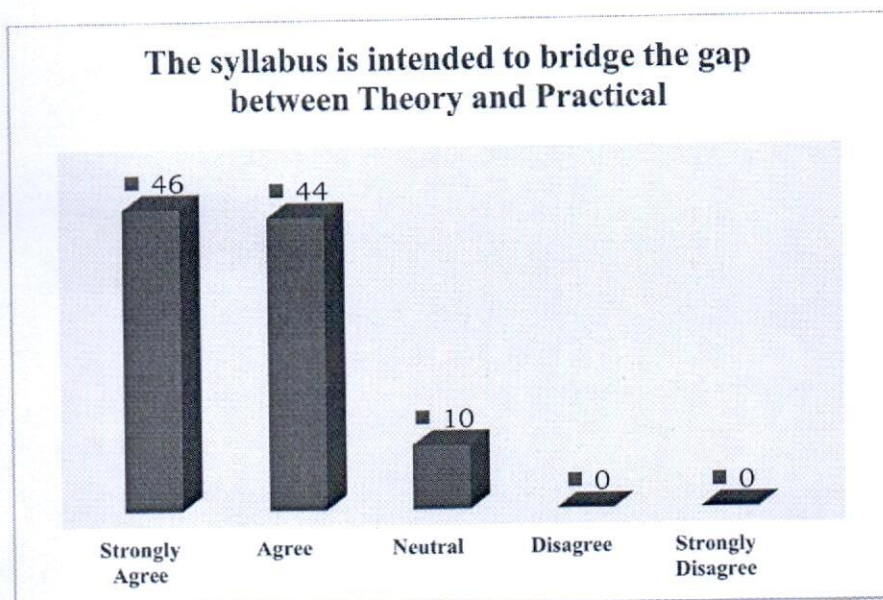


94% faculty members agreed that the syllabus is need-based and it is suitable to the course. None of the faculty members were found to disagree in this regard.



The syllabus is intended to bridge the gap between Theory and Practical

Response	Percentage	Respondents
Strongly Agree	46	33
Agree	44	32
Neutral	10	7
Disagree	0	0
Strongly Disagree	0	0
Total	100	72

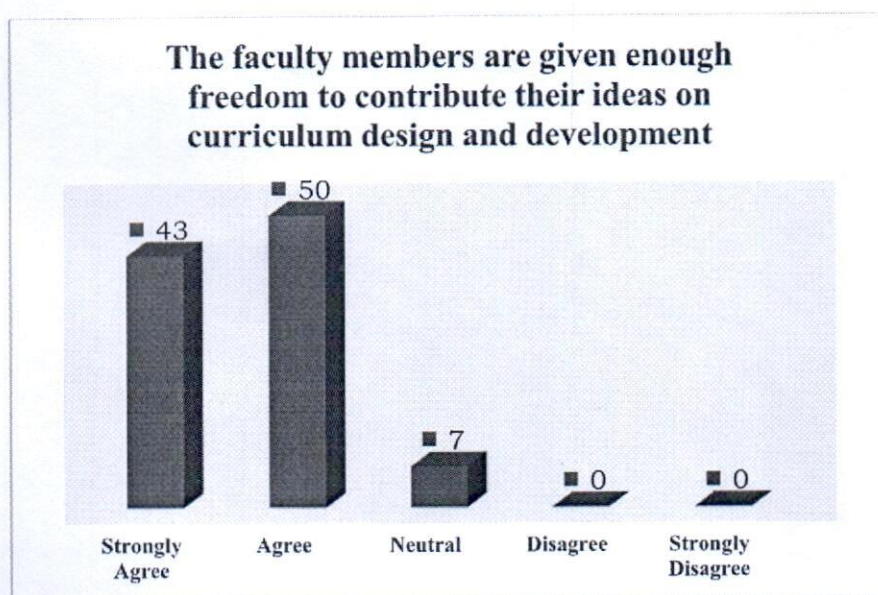


While 90% of the faculty members agreed that the syllabus is intended to bridge the gap between theory and practical; about 10% stayed neutral to the given statement.



The faculty members are given enough freedom to contribute their ideas on curriculum design and development

Response	Percentage	Respondents
Strongly Agree	43	31
Agree	50	36
Neutral	7	5
Disagree	0	0
Strongly Disagree	0	0
Total	100	72

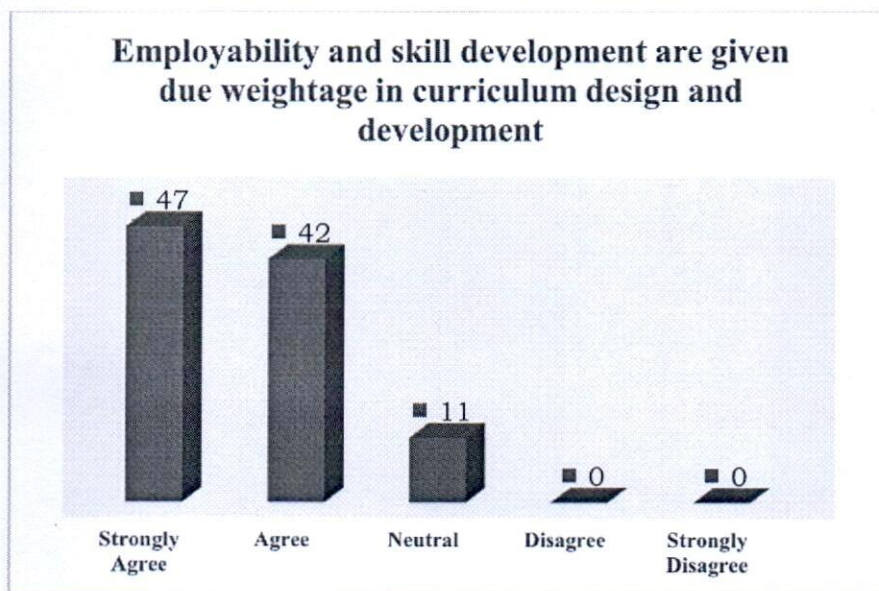


While 93 % of the faculty members agreed that they are given enough freedom to contribute their ideas on curriculum design and development; about 7% remained neutral.



Employability and skill development are given due weightage in curriculum design and development

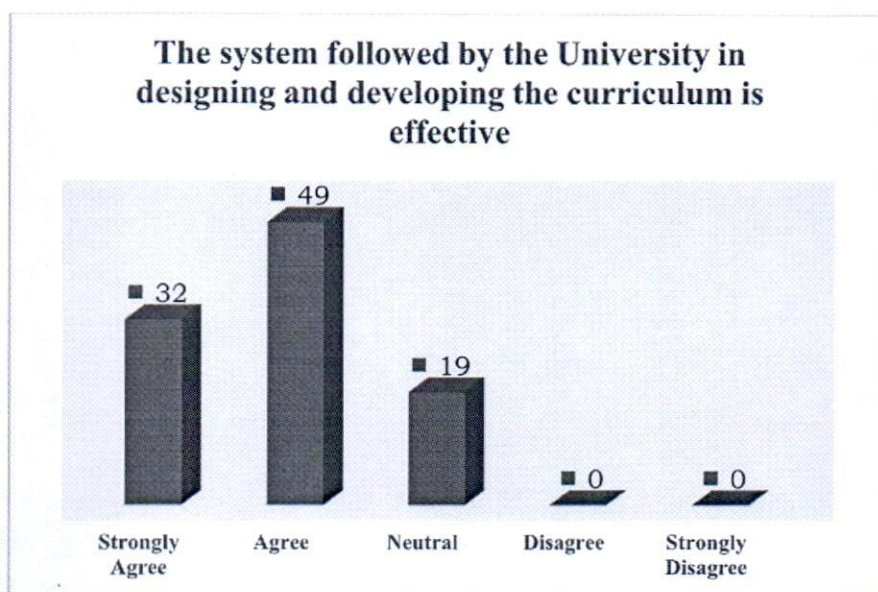
Response	Percentage	Respondents
Strongly Agree	47	34
Agree	42	30
Neutral	11	8
Disagree	0	0
Strongly Disagree	0	0
Total	100	72



With 89%, faculty members agreed that employability and skill development are given due weightage in curriculum design and development; while 11% kept their response neutral.

The system followed by the University in designing and developing the curriculum is effective

Response	Percentage	Respondents
Strongly Agree	32	23
Agree	49	35
Neutral	19	14
Disagree	0	0
Strongly Disagree	0	0
Total	100	72

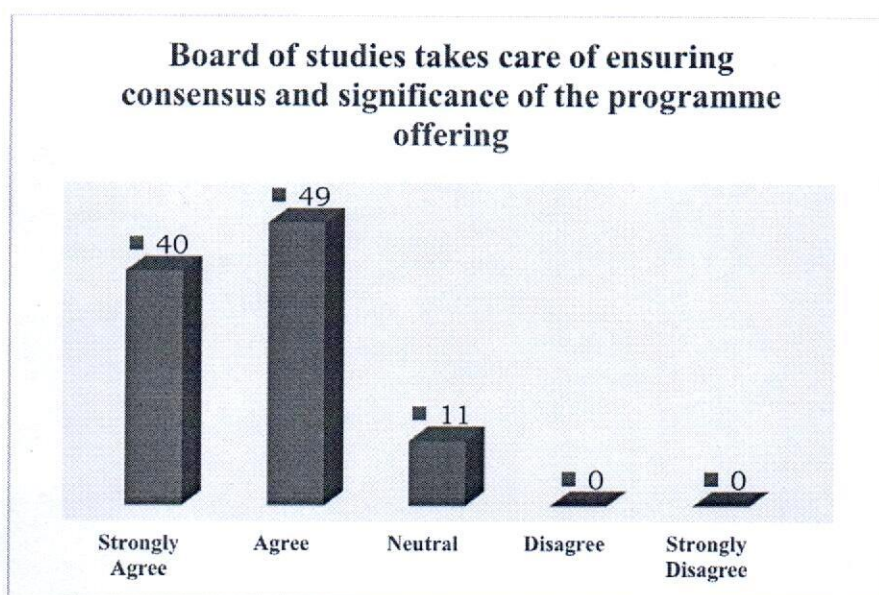


Faculty members (81%) agreed that the system followed by the University in designing and developing the curriculum is effective.



Board of studies takes care of ensuring consensus and significance of the programme offering

Response	Percentage	Respondents
Strongly Agree	40	29
Agree	49	35
Neutral	11	8
Disagree	0	0
Strongly Disagree	0	0
Total	100	72

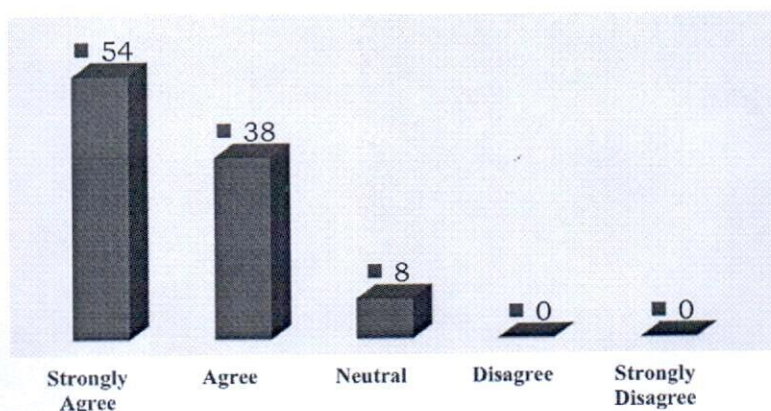


While 89% of the faculty members strongly agreed that the board of studies takes care of ensuring consensus and significance of the programme offering; about 11% remained neutral to the statement.

The objectives of the programme is clearly indicated in the Programme Specific Objectives (PSOs)

Response	Percentage	Respondents
Strongly Agree	54	39
Agree	38	27
Neutral	8	6
Disagree	0	0
Strongly Disagree	0	0
Total	100	72

The objectives of the programme is clearly indicated in the Programme Specific Objectives (PSOs)



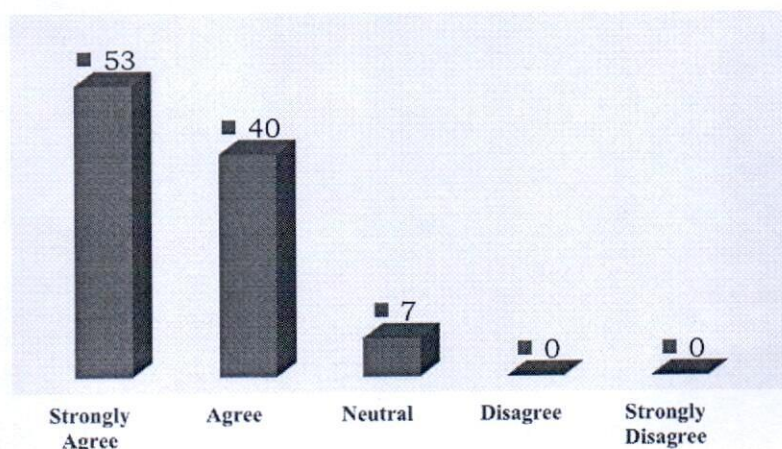
93% faculty members agreed that the objectives of the programme are clearly indicated in the Programme Specific Objectives (PSOs). None of the faculty members were found to disagree in this regard.



The curriculum is appraised to keep it up to date with the industrial and societal needs

Response	Percentage	Respondents
Strongly Agree	53	38
Agree	40	29
Neutral	7	5
Disagree	0	0
Strongly Disagree	0	0
Total	100	72

The curriculum is appraised to keep it up to date with the industrial and societal needs

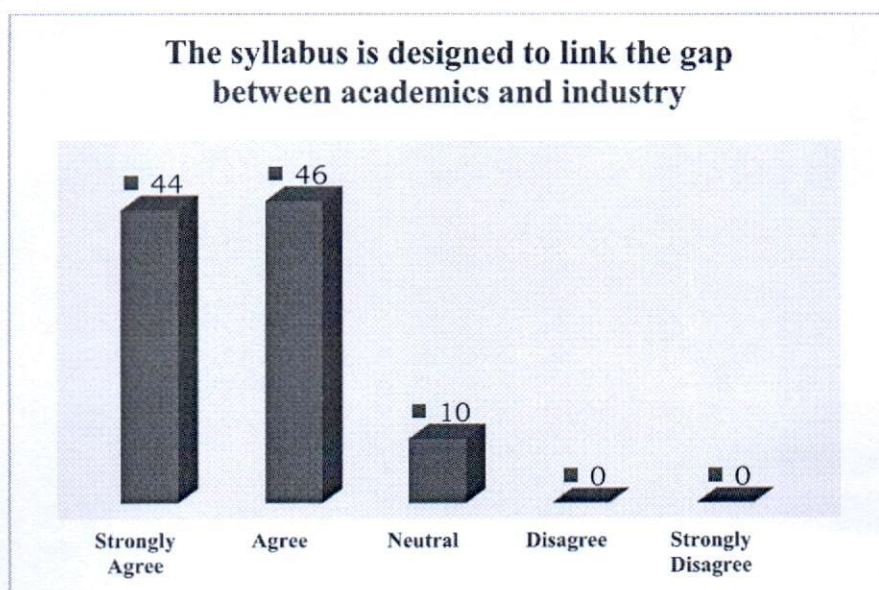


While 93 % of the faculty members agreed that the curriculum is appraised to keep it up to date with the industrial and societal needs; about 7% stayed neutral to the statement.



The syllabus is designed to link the gap between academics and industry

Response	Percentage	Respondents
Strongly Agree	44	32
Agree	46	33
Neutral	10	7
Disagree	0	0
Strongly Disagree	0	0
Total	100	72



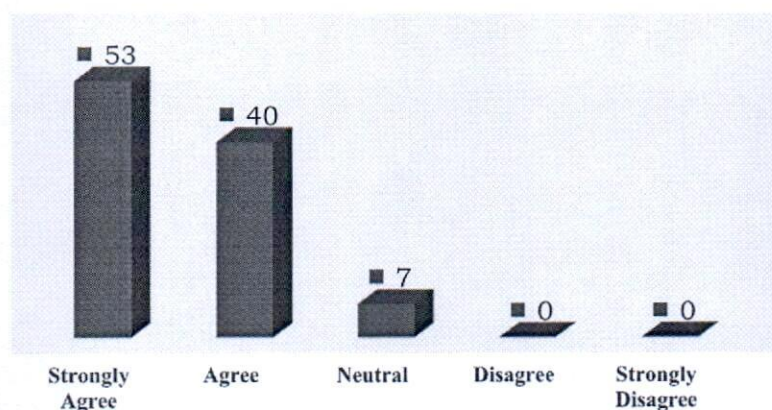
As per the table given above, 90% faculty members agreed that the syllabus is designed to link the gap between academics and industry.



The reference books/journals which are prescribed by University are relevant and updated to cover the whole syllabus

Response	Percentage	Respondents
Strongly Agree	53	38
Agree	40	29
Neutral	7	5
Disagree	0	0
Strongly Disagree	0	0
Total	100	72

The reference books/journals which are prescribed by University are relevant and updated to cover the whole syllabus



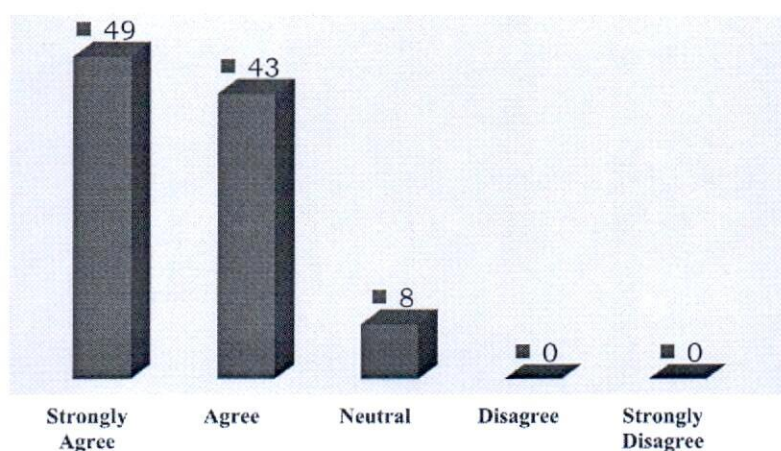
While 53% of the faculty members strongly agreed that the reference books/journals which are prescribed by University are relevant and updated to cover the whole syllabus; about 40% agreed with the given statement.



Aims and objectives of the curriculum are well defined and clear to teacher and students

Response	Percentage	Respondents
Strongly Agree	49	35
Agree	43	31
Neutral	8	6
Disagree	0	0
Strongly Disagree	0	0
Total	100	72

Aims and objectives of the curriculum are well defined and clear to teacher and students

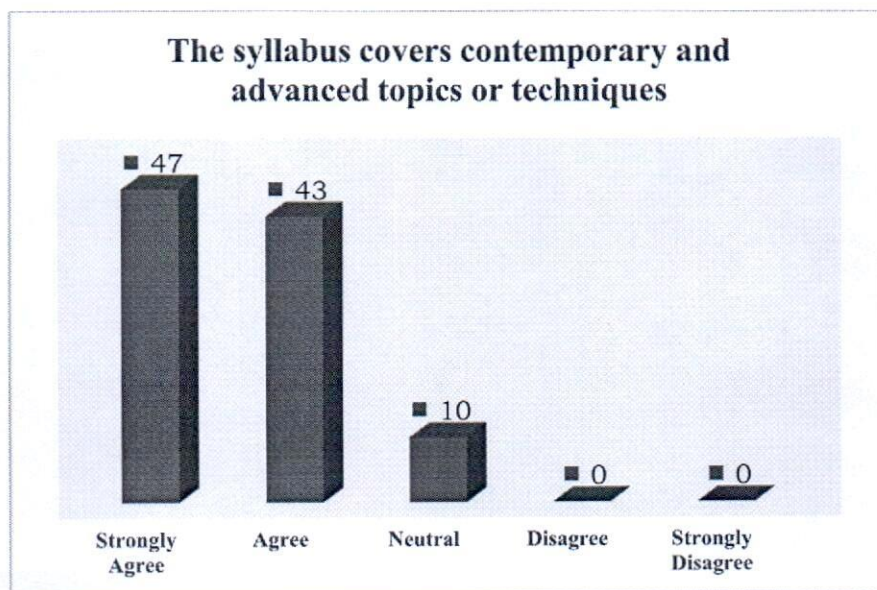


While 92% of the faculty members strongly agreed that the aims and objectives of the curriculum are well defined and clear to teacher and students; only 8% are neutral with the given statement.



The syllabus covers contemporary and advanced topics or techniques

Response	Percentage	Respondents
Strongly Agree	47	34
Agree	43	31
Neutral	10	7
Disagree	0	0
Strongly Disagree	0	0
Total	100	72



As per the given table, 90% of the faculty members agreed that the syllabus covers contemporary and advanced topics or techniques.



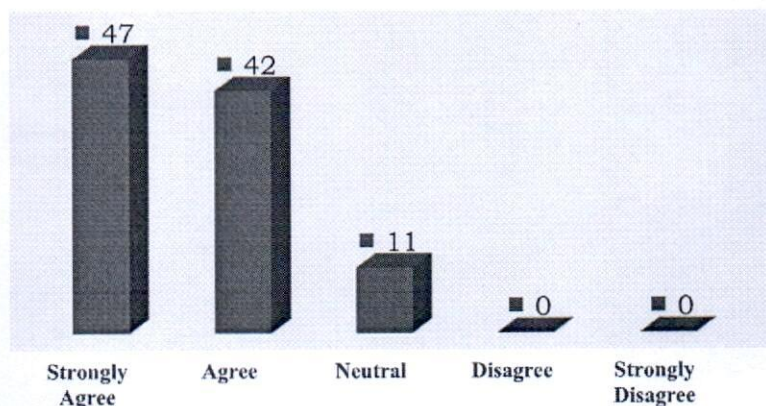
PART – B

TEACHING, LEARNING, AND INFRASTRUCTURE FACILITIES

Resources of learning which are student-centric in nature are available in the University

Response	Percentage	Respondents
Strongly Agree	47	34
Agree	42	30
Neutral	11	8
Disagree	0	0
Strongly Disagree	0	0
Total	100	72

Resources of learning which are student-centric in nature are available in the University

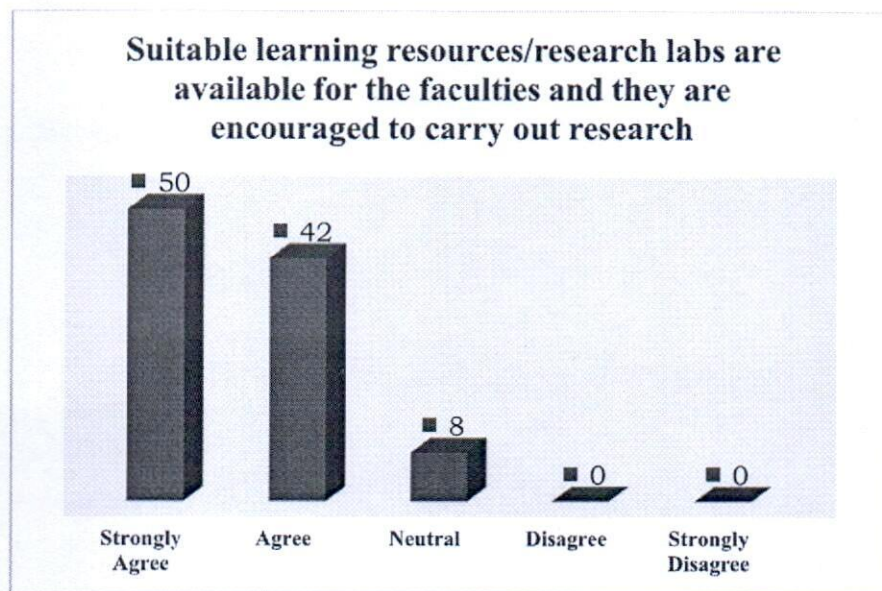


While 47% of the faculty members strongly agreed that the resources of learning which are student-centric in nature are available in the University; about 42% agreed with the given statement.



Suitable learning resources/research labs are available for the faculties and they are encouraged to carry out research

Response	Percentage	Respondents
Strongly Agree	50	36
Agree	42	30
Neutral	8	6
Disagree	0	0
Strongly Disagree	0	0
Total	100	72

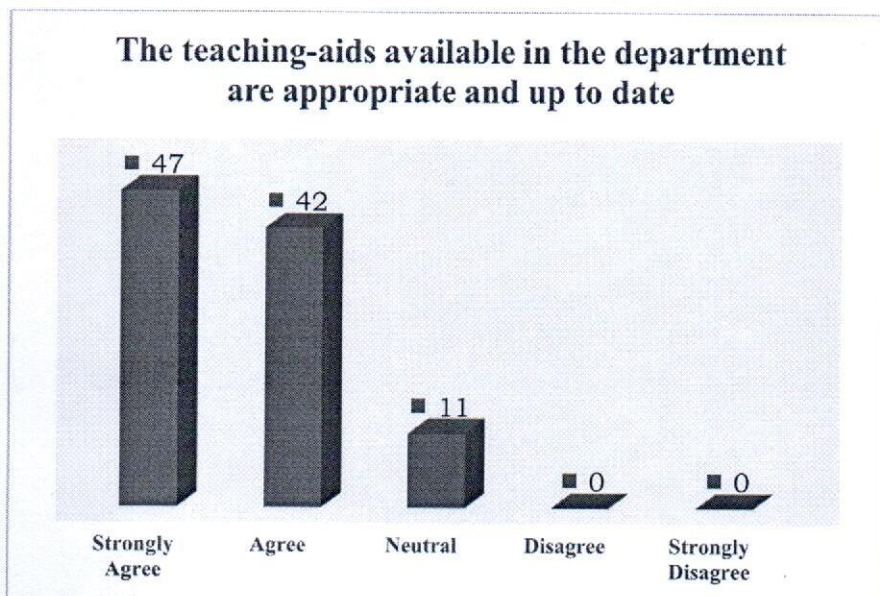


92% of the faculty members agreed that suitable learning resources/research labs are available for the faculties and they are encouraged to carry out research; about 8% remained neutral to the given statement.



The teaching-aids available in the department are appropriate and up to date

Response	Percentage	Respondents
Strongly Agree	47	34
Agree	42	30
Neutral	11	8
Disagree	0	0
Strongly Disagree	0	0
Total	100	72



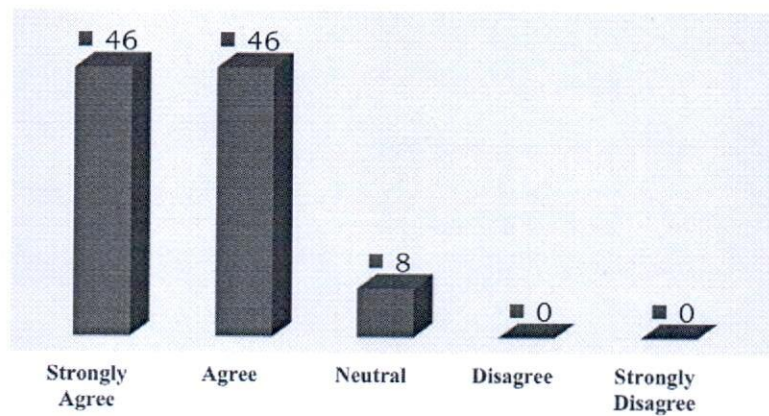
89% faculty members agreed that the teaching-aids available in the department are appropriate and up to date. None of the faculty members were found to disagree in this regard.



The central library of the University is a major source of information for the faculty/ research scholars/ students and is optimally utilised

Response	Percentage	Respondents
Strongly Agree	46	33
Agree	46	33
Neutral	8	6
Disagree	0	0
Strongly Disagree	0	0
Total	100	72

The central library of the University is a major source of information for the faculty/ research scholars/ students and is optimally utilised



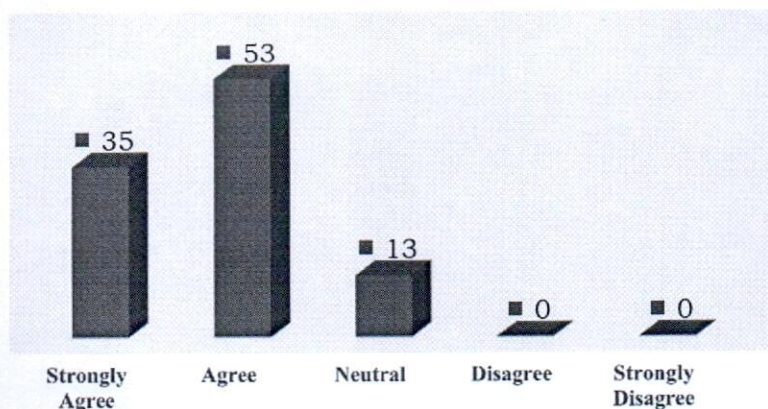
While 92% of the faculty members whether strongly agreed or agreed that the central library of the University is a major source of information for the faculty/ research scholars/ students and is optimally utilised and 8% remained neutral to the given statement.



The faculty are encouraged to organise/ participate in conferences/ seminars/ symposia/ workshops

Response	Percentage	Respondents
Strongly Agree	35	25
Agree	53	38
Neutral	13	9
Disagree	0	0
Strongly Disagree	0	0
Total	100	72

**The faculty are encouraged to organise/
participate in conferences/ seminars/ symposia/
workshops**

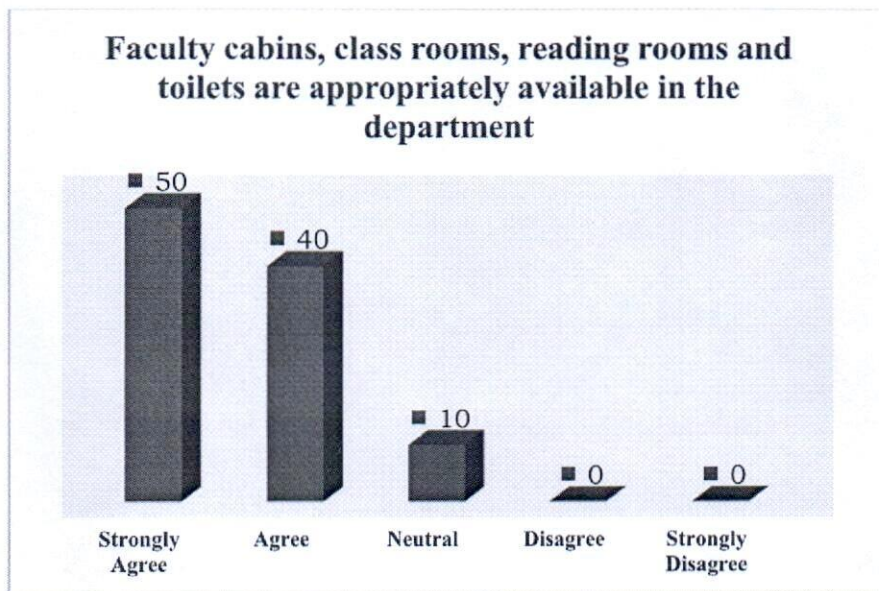


While 88% of the faculty members agreed that they are encouraged to organise/ participate in conferences/ seminars/ symposia/ workshops; about 12% stayed neutral to the given statement.



Faculty cabins, class rooms, reading rooms and toilets are appropriately available in the department

Response	Percentage	Respondents
Strongly Agree	50	36
Agree	40	29
Neutral	10	7
Disagree	0	0
Strongly Disagree	0	0
Total	100	72

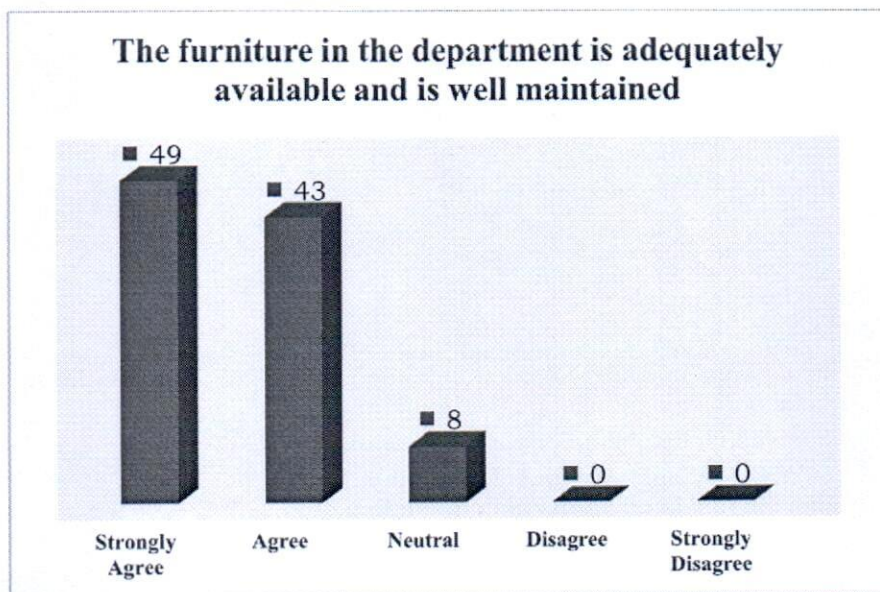


While 90% of the faculty members strongly agreed that the faculty cabins, class rooms, reading rooms and toilets are appropriately available in the department; about 10% remained neutral to the given statement.



The furniture in the department is adequately available and is well maintained

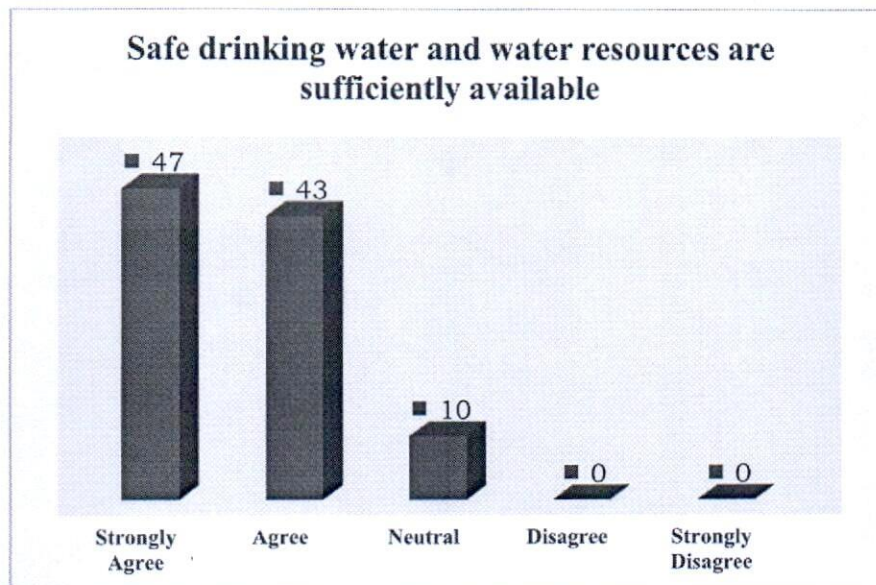
Response	Percentage	Respondents
Strongly Agree	49	35
Agree	43	31
Neutral	8	6
Disagree	0	0
Strongly Disagree	0	0
Total	100	72



While 92% agreed that the furniture in the department is adequately available and is well maintained; about 8 % stayed neutral with the statement.

Safe drinking water and water resources are sufficiently available

Response	Percentage	Respondents
Strongly Agree	47	34
Agree	43	31
Neutral	10	7
Disagree	0	0
Strongly Disagree	0	0
Total	100	72



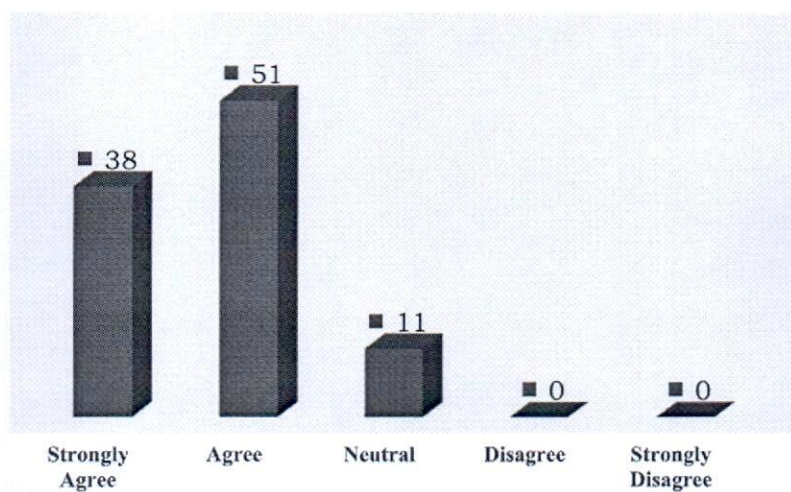
90% of the faculty members agreed that safe drinking water and water resources are sufficiently available; about 10% remained neutral to the given statement.



Internet facility is available in the department

Response	Percentage	Respondents
Strongly Agree	38	27
Agree	51	37
Neutral	11	8
Disagree	0	0
Strongly Disagree	0	0
Total	100	72

Internet facility is available in the department

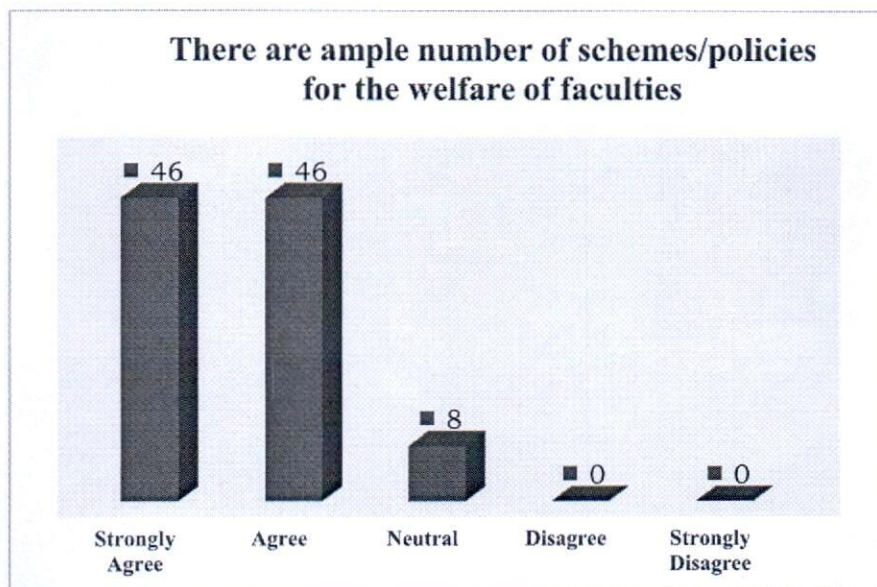


89% of the faculty members agreed that internet facility is available in the department. None of the faculty members were found to disagree in this regard.



There are ample number of schemes/policies for the welfare of faculties

Response	Percentage	Respondents
Strongly Agree	46	33
Agree	46	33
Neutral	8	6
Disagree	0	0
Strongly Disagree	0	0
Total	100	72



While 92% of the faculty members agreed that there are ample number of schemes/policies for the welfare of faculties; about 8% stayed neutral to the given statement.



SECTION - STUDENTS



RESEARCH METHODOLOGY

Data Type:	Primary
Data Collection Tool:	Survey (Online)
Sample Size:	281
Sample Frame:	Students of IFTM University studying in 2023-24 in School of Social Sciences
Sampling:	Probability Sampling
Questionnaire:	Five-point Likert scale



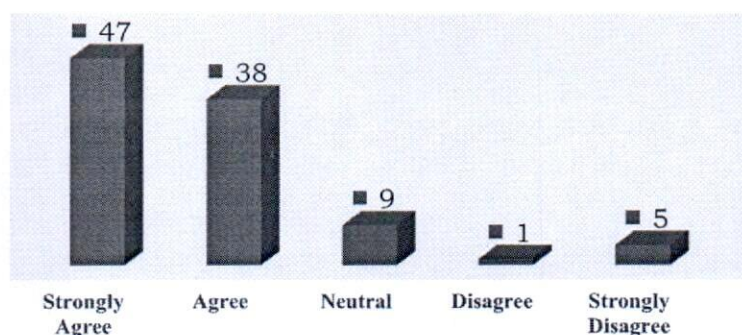
PART – A

CURRICULUM

The curriculum provides added flexibility and diversity among the offered courses across the programmes.

Response	Percentage	Respondents
Strongly Agree	47	132
Agree	38	106
Neutral	9	26
Disagree	1	4
Strongly Disagree	5	13
Total	100	281

The curriculum provides added flexibility and diversity among the offered courses across the programmes.



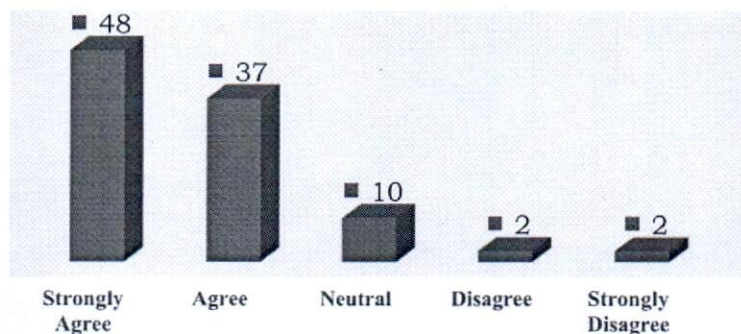
The majority (85%) either strongly agree or agree with the statement, highlighting that the curriculum is largely perceived as flexible and diverse by respondents. The few who stayed neutral or in disagreement represent a very small portion of the sample.



The curriculum which is based on courses of the programme leads to employability, skill development and entrepreneurship.

Response	Percentage	Respondents
Strongly Agree	48	135
Agree	37	104
Neutral	10	28
Disagree	2	7
Strongly Disagree	2	7
Total	100	281

The curriculum which is based on courses of the programme leads to employability, skill development and entrepreneurship.



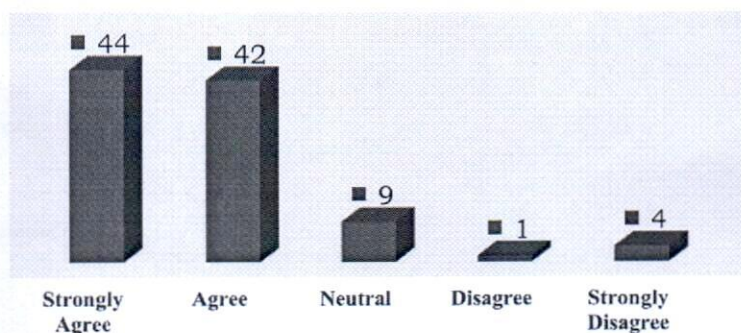
85% of respondents either strongly agree or agree with the statement, suggesting that the majority view the curriculum as beneficial for enhancing employability, skill development, and entrepreneurship. The disagreement is minimal, with only 8% expressing a neutral or negative opinion.



The elective courses offered are diverse and allow students to adapt their education to their interests.

Response	Percentage	Respondents
Strongly Agree	44	124
Agree	42	117
Neutral	9	26
Disagree	1	4
Strongly Disagree	4	10
Total	100	281

The elective courses offered are diverse and allow students to adapt their education to their interests.



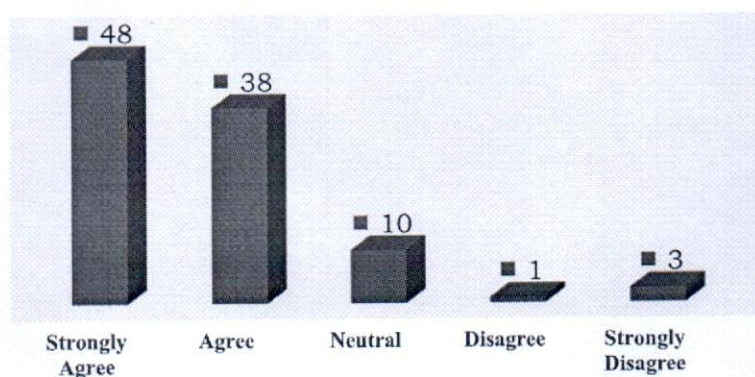
86% of respondents either strongly agree or agree with that the majority view the electives as diverse and valuable for personalizing education. Only 5% expressed disagreement, indicating minimal concerns about the offerings.



The course structure and syllabus is interesting and easy to understand.

Response	Percentage	Respondents
Strongly Agree	48	134
Agree	38	107
Neutral	10	29
Disagree	1	3
Strongly Disagree	3	8
Total	100	281

The course structure and syllabus is interesting and easy to understand.



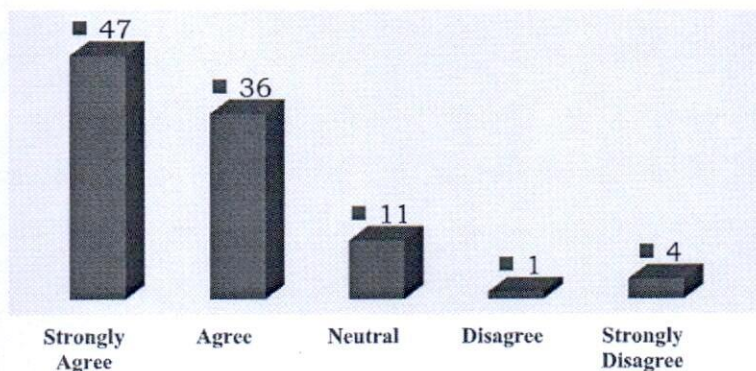
86% of respondents agreed with the statement that students found the course structure and syllabus engaging and easy to follow and understand.



The curriculum offered by the University is industry oriented.

Response	Percentage	Respondents
Strongly Agree	47	133
Agree	36	101
Neutral	11	32
Disagree	1	4
Strongly Disagree	4	11
Total	100	281

The curriculum offered by the University is industry oriented.

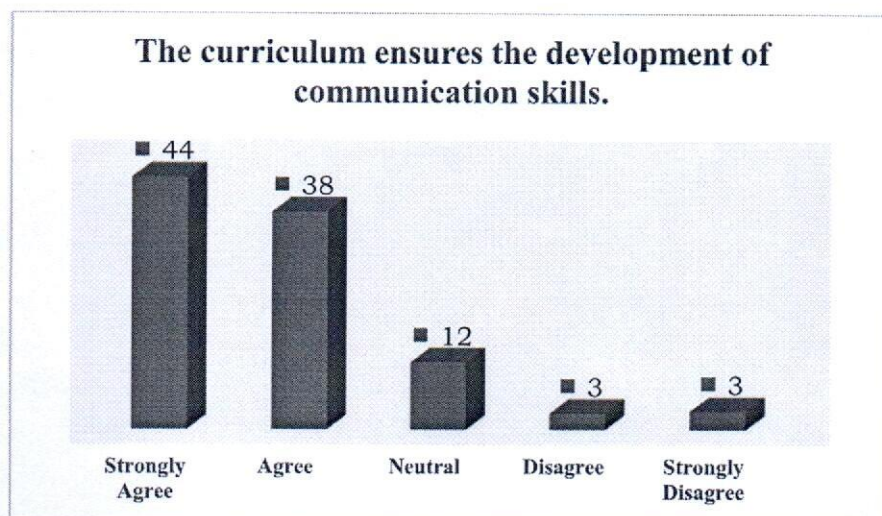


83% of respondents either strongly agree or agree that the curriculum is industry-oriented, highlighting that the majority view the program as being well-suited to the needs of the industry. 11% of the respondents stayed neutral and only 5% expressed disagreement, which suggests minimal concerns about the curriculum's industry relevance.



The curriculum ensures the development of communication skills.

Response	Percentage	Respondents
Strongly Agree	44	124
Agree	38	107
Neutral	12	33
Disagree	3	8
Strongly Disagree	3	9
Total	100	281



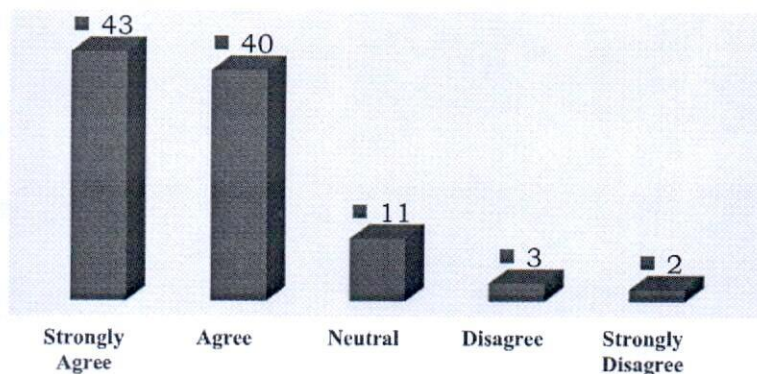
82% of respondents either strongly agree or agree on that the curriculum contributes to the development of communication skills, which reflects a positive overall perception.



The curriculum is designed to bridge the gap between theory and practical exercises.

Response	Percentage	Respondents
Strongly Agree	43	122
Agree	40	113
Neutral	11	31
Disagree	3	9
Strongly Disagree	2	6
Total	100	281

The curriculum is designed to bridge the gap between theory and practical exercises.



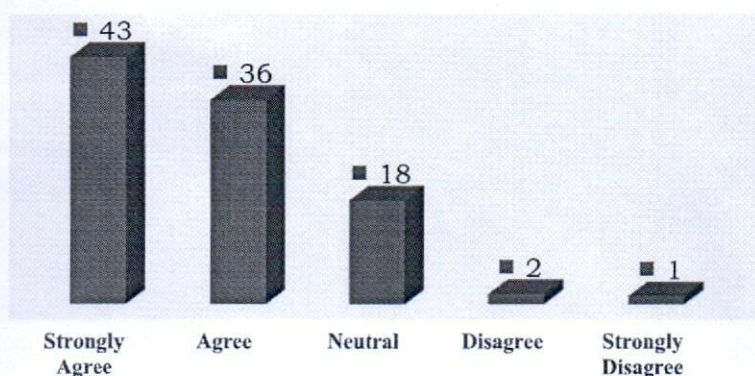
As per above table, 83% of respondents either strongly agree or agree with the statement, suggesting that the majority view the curriculum as successfully bridging the gap between theoretical knowledge and practical application. Only 5% expressed disagreement, indicating minimum concern about this aspect of the curriculum.



The syllabus integrates ethical considerations and social responsibility.

Response	Percentage	Respondents
Strongly Agree	43	121
Agree	36	100
Neutral	18	51
Disagree	2	5
Strongly Disagree	1	4
Total	100	281

The syllabus integrates ethical considerations and social responsibility.



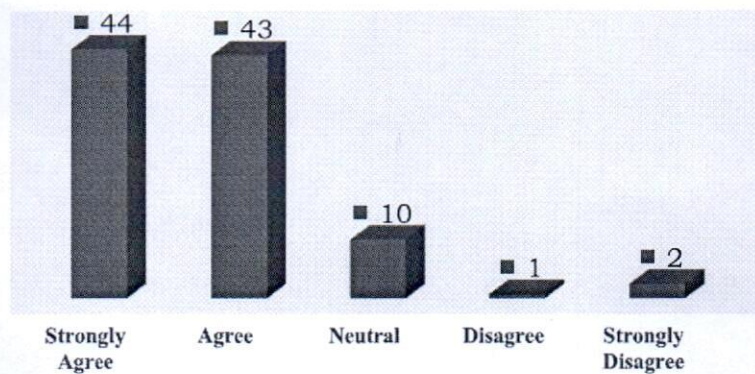
As per the above, overall, 79% of respondents agree that the syllabus successfully integrates ethical considerations and social responsibility, highlighting a strong consensus in favour of these aspects. It also indicating a strong and widespread belief that these important elements are effectively incorporated into the curriculum.



The courses offered in the programme are relevant to my future job ambitions.

Response	Percentage	Respondents
Strongly Agree	44	123
Agree	43	120
Neutral	10	29
Disagree	1	2
Strongly Disagree	2	7
Total	100	281

The courses offered in the programme are relevant to my future job ambitions.



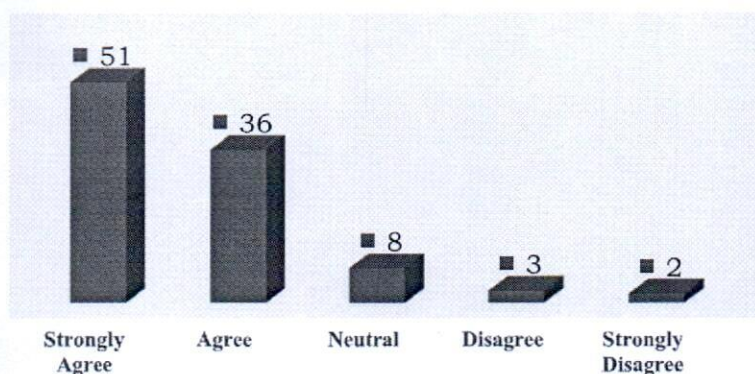
Overall, 87% of respondents either strongly agree or agree that the courses offered are relevant to their future job ambitions, indicating a strong alignment between the program's courses and students' career goals.



The curriculum includes prospects for research and independent study.

Response	Percentage	Respondents
Strongly Agree	51	144
Agree	36	100
Neutral	8	23
Disagree	3	8
Strongly Disagree	2	6
Total	100	281

The curriculum includes prospects for research and independent study.



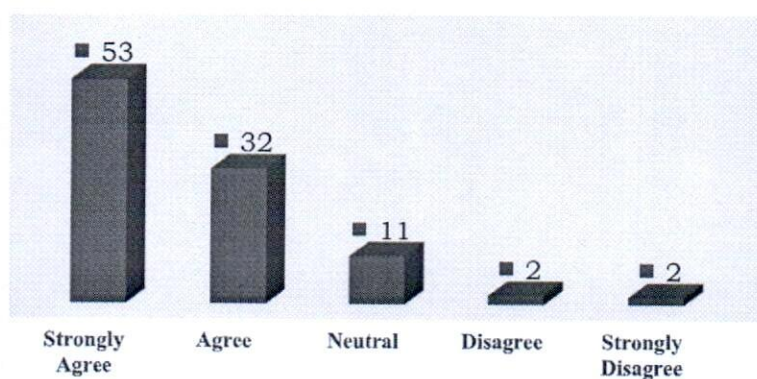
As per above, 87% students agree that the curriculum includes prospects for research and independent study, indicating a significant level of satisfaction with these opportunities.



The course has helped in developing my personality.

Response	Percentage	Respondents
Strongly Agree	53	148
Agree	32	90
Neutral	11	32
Disagree	2	6
Strongly Disagree	2	5
Total	100	281

The course has helped in developing my personality.



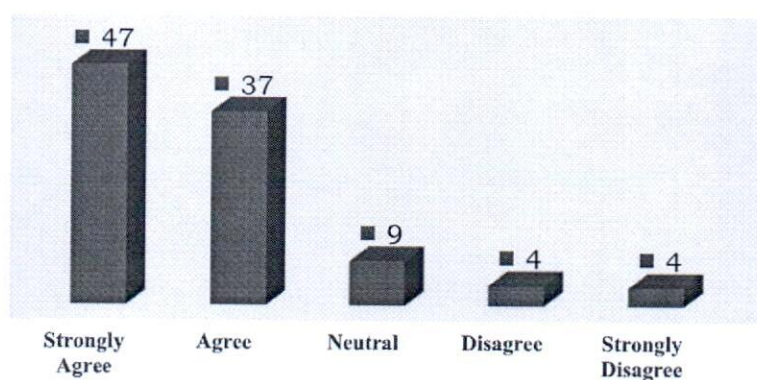
85% of respondents either strongly agree or agree that the course has positively influenced their personality, reflecting a broad consensus on its effectiveness for personal growth.



The teachers are punctual and come fully prepared for the class to cover the syllabus.

Response	Percentage	Respondents
Strongly Agree	47	131
Agree	37	105
Neutral	9	24
Disagree	4	11
Strongly Disagree	4	10
Total	100	281

The teachers are punctual and come fully prepared for the class to cover the syllabus.



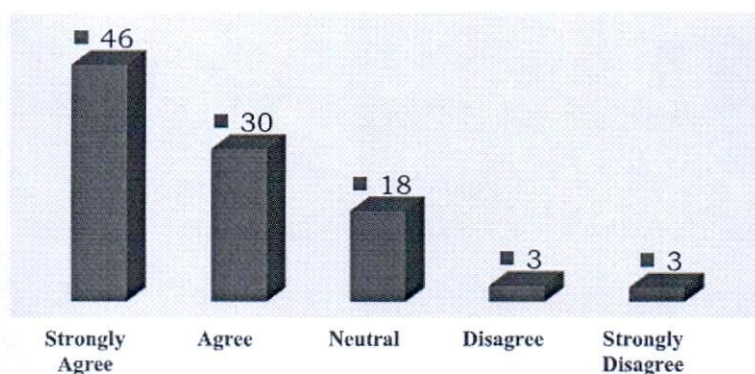
Overall, 84% of respondents either strongly agree or agree that teachers are punctual and come fully prepared for class, indicating a strong endorsement of teachers' commitment.



The teachers illustrate the concepts of the courses through examples and application.

Response	Percentage	Respondents
Strongly Agree	46	130
Agree	30	84
Neutral	18	50
Disagree	3	9
Strongly Disagree	3	8
Total	100	281

The teachers illustrate the concepts of the courses through examples and application.



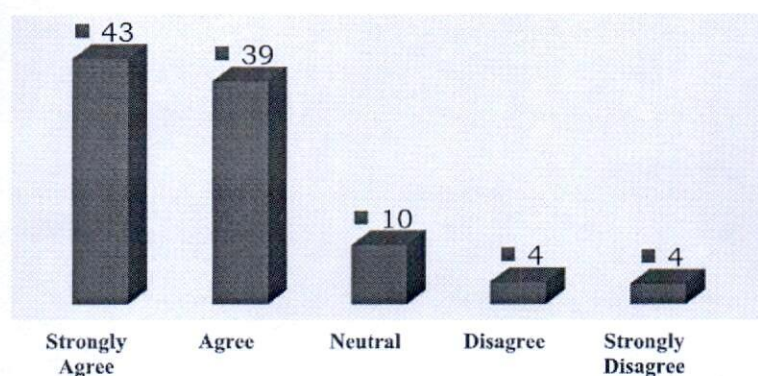
As per the above table, 76% of respondents either strongly agree or agree that teachers effectively use examples, applications and illustrate concepts with examples and applications, reflecting a solid level of strong approval.



The teachers utilise modern ICT tools for teaching the curriculum.

Response	Percentage	Respondents
Strongly Agree	43	121
Agree	39	110
Neutral	10	29
Disagree	4	11
Strongly Disagree	4	10
Total	100	281

The teachers utilise modern ICT tools for teaching the curriculum.



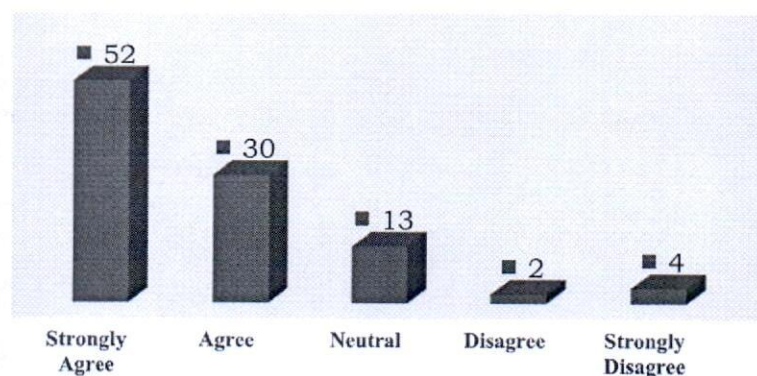
Overall, 82% students agree that teachers effectively utilize modern ICT tools, indicating that a portion of respondents feel very positive about the integration of technology in teaching. However, 8% expressed disagreement, suggesting that a small group of respondents feel there is room for improvement in the integration of ICT tools in the curriculum delivery.



The teachers discuss topics in class and complete the entire syllabus on time.

Response	Percentage	Respondents
Strongly Agree	52	145
Agree	30	83
Neutral	13	37
Disagree	2	6
Strongly Disagree	4	10
Total	100	281

The teachers discuss topics in class and complete the entire syllabus on time.



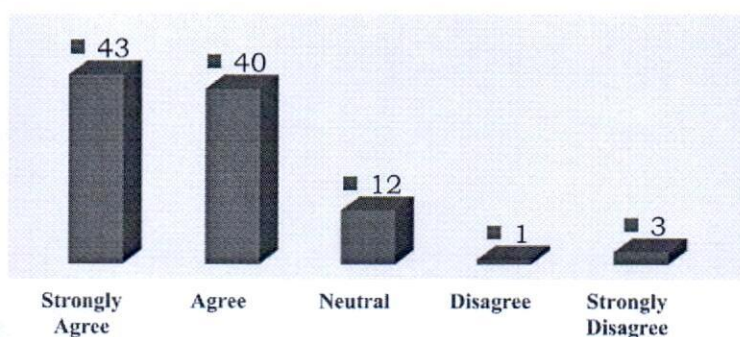
Overall, 82% agree that teachers discuss topics in class and complete the entire syllabus on time, showing a strong level of confidence in the teachers' ability to manage course content efficiently. While 4 % stayed neutral, only 6% expressed disagreement, suggesting minimal concern about syllabus completion and topic discussion in class.



Periodical assessments and evaluation process is fair and unbiased and it covers all the curriculum.

Response	Percentage	Respondents
Strongly Agree	43	122
Agree	40	113
Neutral	12	35
Disagree	1	3
Strongly Disagree	3	8
Total	100	281

Periodical assessments and evaluation process is fair and unbiased and it covers all the curriculum.



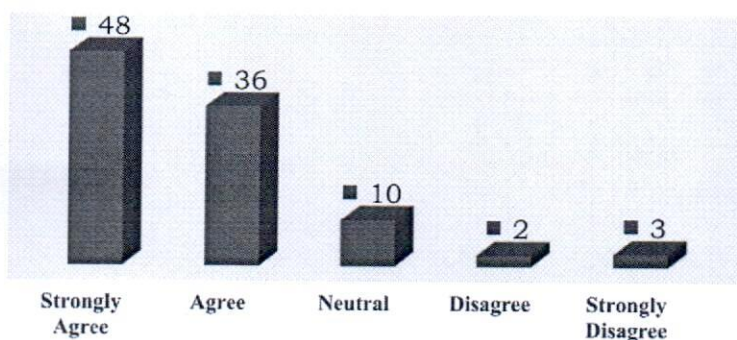
Overall, 83% of respondents either strongly agree or agree with the statement that the periodical assessments and evaluations are fair, unbiased, and cover the entire curriculum, highlighting a positive consensus on the fairness and completeness of the assessment process.



The Value added courses (VAC) offered by the University are relevant to develop more learning skills for future endeavours, etc.

Response	Percentage	Respondents
Strongly Agree	48	136
Agree	36	101
Neutral	10	29
Disagree	2	7
Strongly Disagree	3	8
Total	100	281

The Value added courses (VAC) offered by the University are relevant to develop more learning skills for future endeavours, etc.



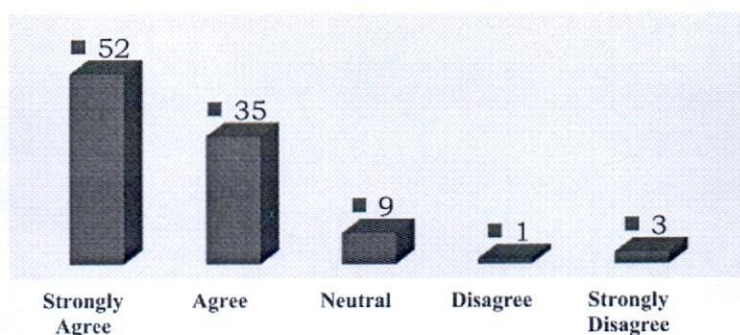
84% of respondents either strongly agree or agree that the Value-Added Courses are relevant for developing additional learning skills and are relevant for skill development and future growth, reflecting a solid level of strong approval. 5% of the respondents remained neutral to the statement and only 4% expressed disagreement, suggesting minimal concern over the relevance of the VAC for skill-building and future opportunities.



The curriculum offered by the University is as per the latest UGC guidelines or National Education Policy (NEP) 2020.

Response	Percentage	Respondents
Strongly Agree	52	146
Agree	35	98
Neutral	9	24
Disagree	1	4
Strongly Disagree	3	9
Total	100	281

The curriculum offered by the University is as per the latest UGC guidelines or National Education Policy (NEP) 2020.



Overall, 87% of respondents agree that the curriculum follows the latest UGC or NEP 2020 guidelines and suggesting a high level of confidence in the curriculum's adherence to recent educational standards., reflecting a strong consensus in favour of its current relevance.



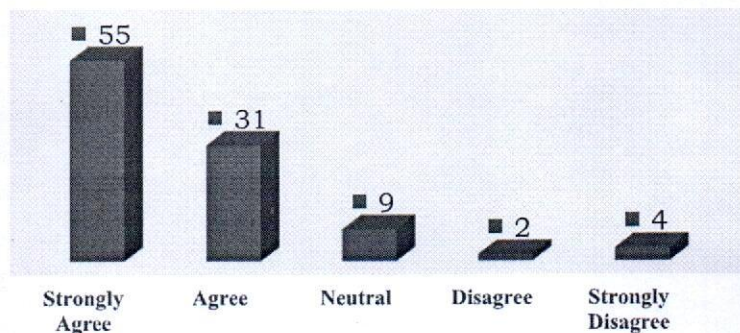
PART – B

INSTITUTIONAL FACILITIES

The central library of the university is a major source of information for the students and is optimally utilised.

Response	Percentage	Respondents
Strongly Agree	55	152
Agree	31	87
Neutral	9	24
Disagree	2	5
Strongly Disagree	4	10
Total	100	278

The central library of the university is a major source of information for the students and is optimally utilised.

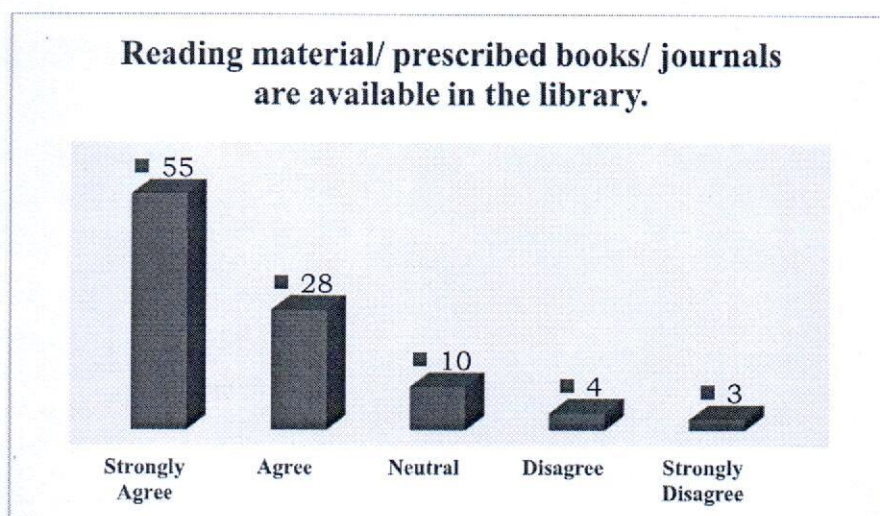


86% of respondents recognize the library as an important and effectively utilized resource, highlighting its central role in supporting academic success. 6% hold a negative view, suggesting areas for improvement to better serve this minority group.



Reading material/ prescribed books/ journals are available in the library.

Response	Percentage	Respondents
Strongly Agree	55	154
Agree	28	78
Neutral	10	28
Disagree	4	11
Strongly Disagree	3	7
Total	100	278

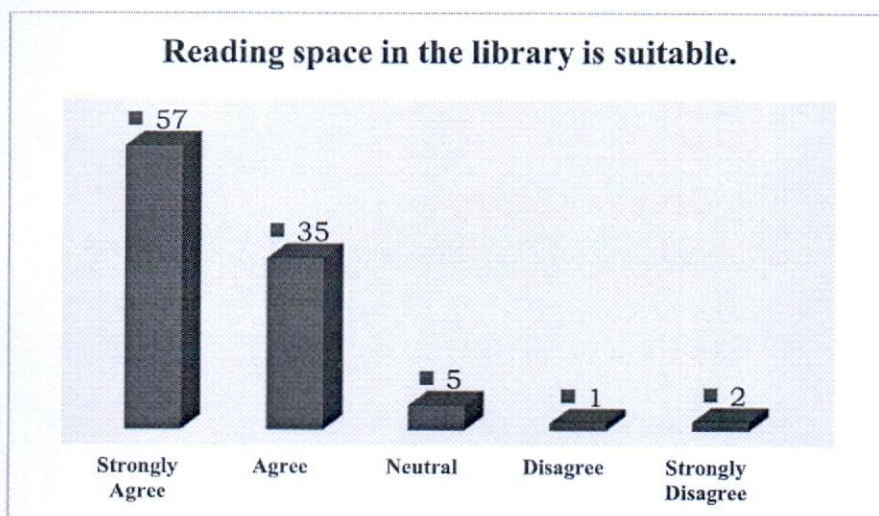


Overall, 83% of students find the library adequately stocked with essential resources, demonstrating its effectiveness in meeting the majority's academic needs.



Reading space in the library is suitable.

Response	Percentage	Respondents
Strongly Agree	57	159
Agree	35	96
Neutral	5	14
Disagree	1	4
Strongly Disagree	2	5
Total	100	278



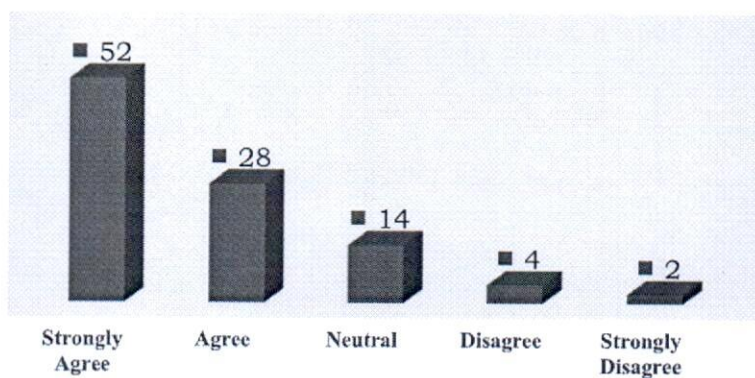
As per above table, 92% expressing positive views, the data reflects general satisfaction with the library's reading space and environment, affirming it as conducive for study.



Digital educational resources are accessible in the library.

Response	Percentage	Respondents
Strongly Agree	52	145
Agree	28	77
Neutral	14	38
Disagree	4	12
Strongly Disagree	2	6
Total	100	278

Digital educational resources are accessible in the library.

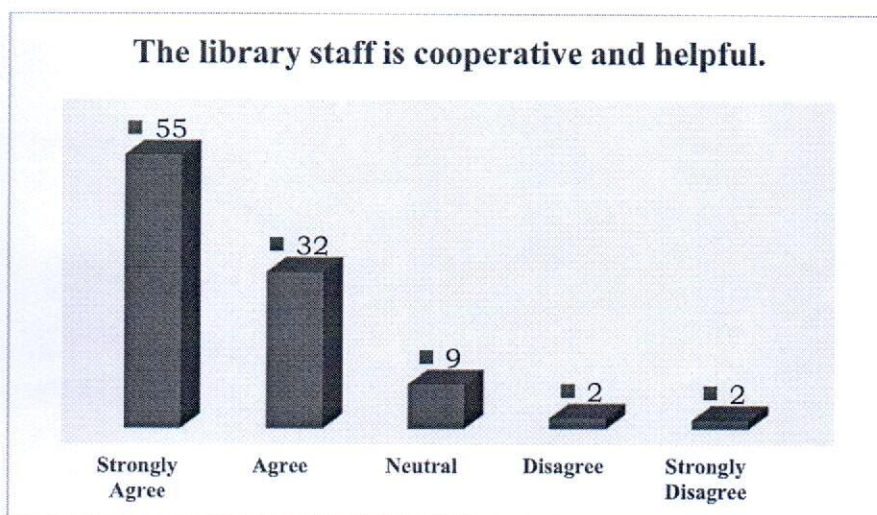


In total, 80% agree that digital resources are accessible, indicating general satisfaction while also highlighting an opportunity to enhance digital offerings for the remaining 6% only who are either neutral or dissatisfied.



The library staff is cooperative and helpful.

Response	Percentage	Respondents
Strongly Agree	55	154
Agree	32	88
Neutral	9	25
Disagree	2	6
Strongly Disagree	2	5
Total	100	278

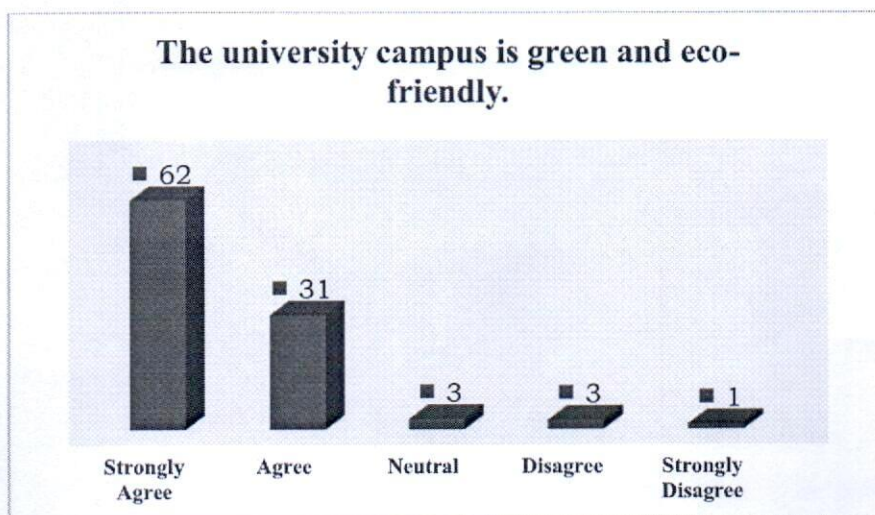


As per the above table, 87% students agrees that the library staff is cooperative and helpful, indicating a high level of appreciation for the staff's assistance.



The university campus is green and eco-friendly.

Response	Percentage	Respondents
Strongly Agree	62	173
Agree	31	86
Neutral	3	8
Disagree	3	7
Strongly Disagree	1	4
Total	100	278



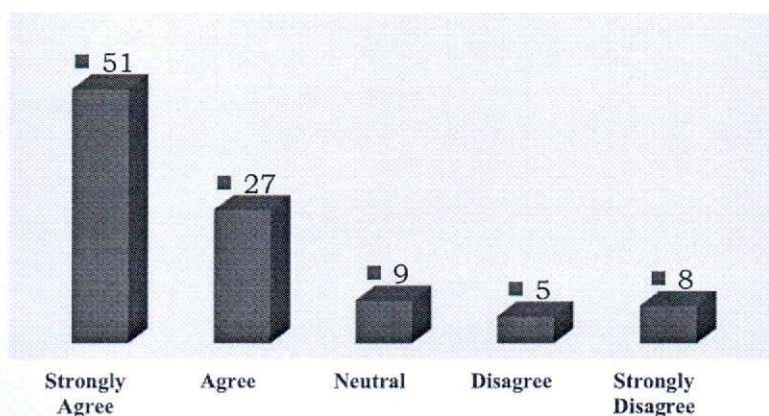
Overall, 93% hold a positive view of the campus's green and eco-friendly aspects, highlighting general satisfaction with the University's commitment to sustainability. A large portion of students are very pleased with the campus's environmental features.



Internet facility is available in the department.

Response	Percentage	Respondents
Strongly Agree	51	143
Agree	27	75
Neutral	9	24
Disagree	5	15
Strongly Disagree	8	21
Total	100	278

Internet facility is available in the department.



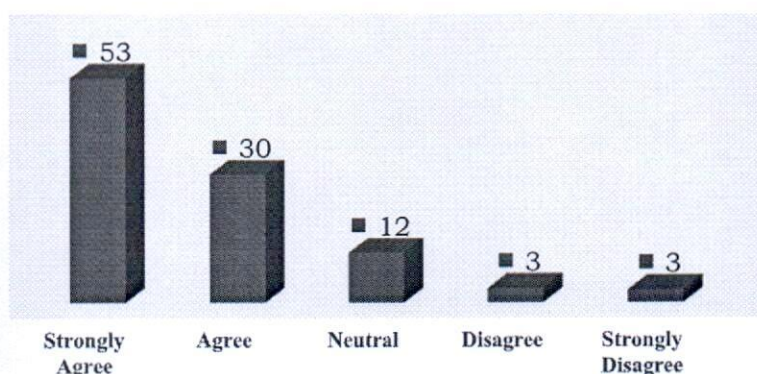
With 78% expressing some level of agreement, while 13% express disagreement, and 9% remain neutral. This suggests that a majority view the internet facility in the department positively, though some concerns or dissatisfaction exist among a minority.



The labs are adequately equipped with equipment in working condition.

Response	Percentage	Respondents
Strongly Agree	53	146
Agree	30	83
Neutral	12	32
Disagree	3	9
Strongly Disagree	3	8
Total	100	278

The labs are adequately equipped with equipment in working condition.

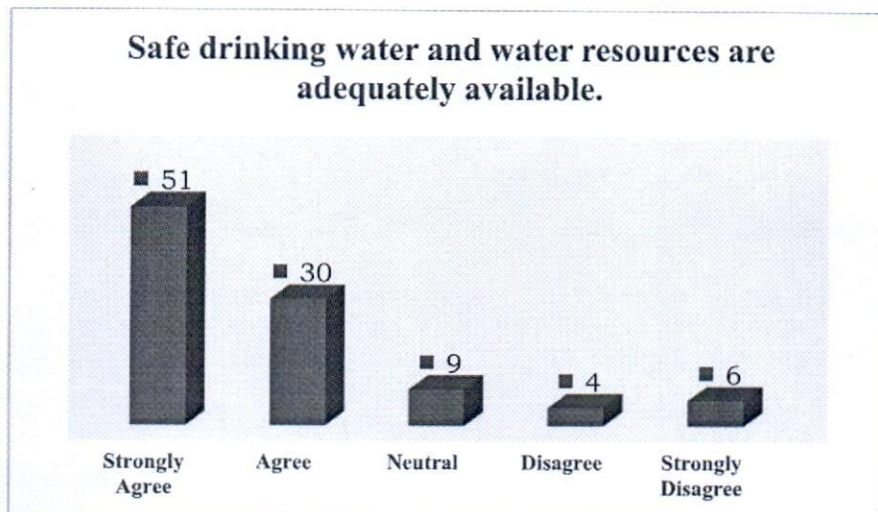


83% students generally agree that lab equipment is adequate and in working condition, while 12% are neutral. This indicates a positive overall perception of lab adequacy, with a strong majority agreeing that equipment is available and functional, though a small portion of respondents feel otherwise.



Safe drinking water and water resources are adequately available.

Response	Percentage	Respondents
Strongly Agree	51	142
Agree	30	83
Neutral	9	24
Disagree	4	12
Strongly Disagree	6	17
Total	100	278




81% students agree that safe drinking water and water resources are adequately available, while only 10% express disagreement. The remaining 9% are neutral. This shows a strong majority perceiving water availability as sufficient, with only a small minority indicating concerns or dissatisfaction.



Classrooms are clean and are properly maintained.

Response	Percentage	Respondents
Strongly Agree	54	151
Agree	27	76
Neutral	9	26
Disagree	4	12
Strongly Disagree	5	13
Total	100	278



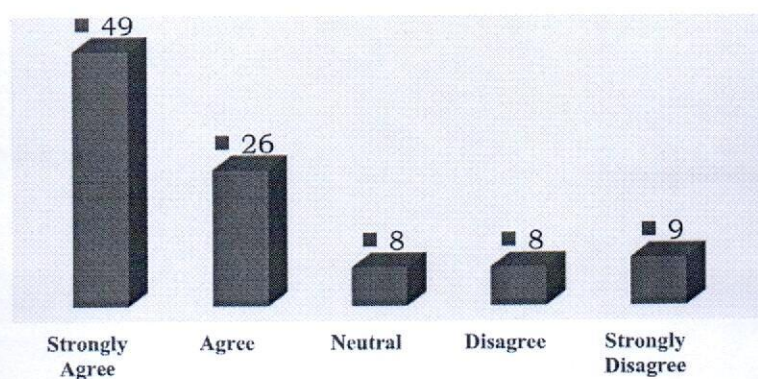
81% students agree that classrooms are clean and well-maintained, while only 9% express disagreement. This suggests that a strong majority view classroom maintenance positively, though a small segment feels there is room for improvement.



Washrooms/ Toilets are clean, hygienic, and well maintained.

Response	Percentage	Respondents
Strongly Agree	49	137
Agree	26	73
Neutral	8	21
Disagree	8	21
Strongly Disagree	9	26
Total	100	278

Washrooms/ Toilets are clean, hygienic, and well maintained.

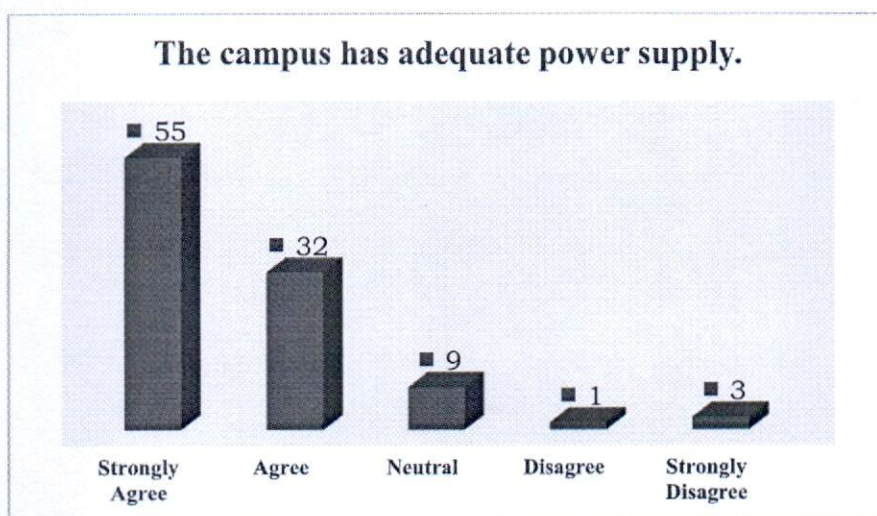


85% agree that the washrooms are adequately clean and maintained, while 17% express dissatisfaction with the statement. 8% respondents stay neutral with the statement.



The campus has adequate power supply.

Response	Percentage	Respondents
Strongly Agree	55	154
Agree	32	89
Neutral	9	24
Disagree	1	4
Strongly Disagree	3	7
Total	100	278



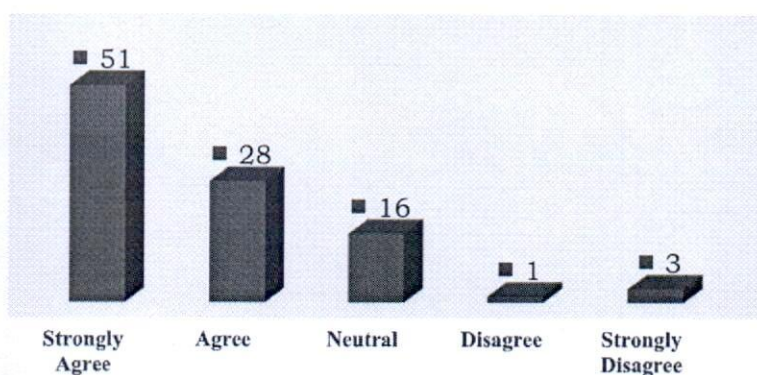
87% respondents feel that the campus has a sufficient power supply, while 4% disagree. This suggests a strong overall satisfaction with that the campus has an adequate power supply.



The placement cell in the university is functioning satisfactorily.

Response	Percentage	Respondents
Strongly Agree	51	141
Agree	28	79
Neutral	16	45
Disagree	1	4
Strongly Disagree	3	9
Total	100	278

The placement cell in the university is functioning satisfactorily.

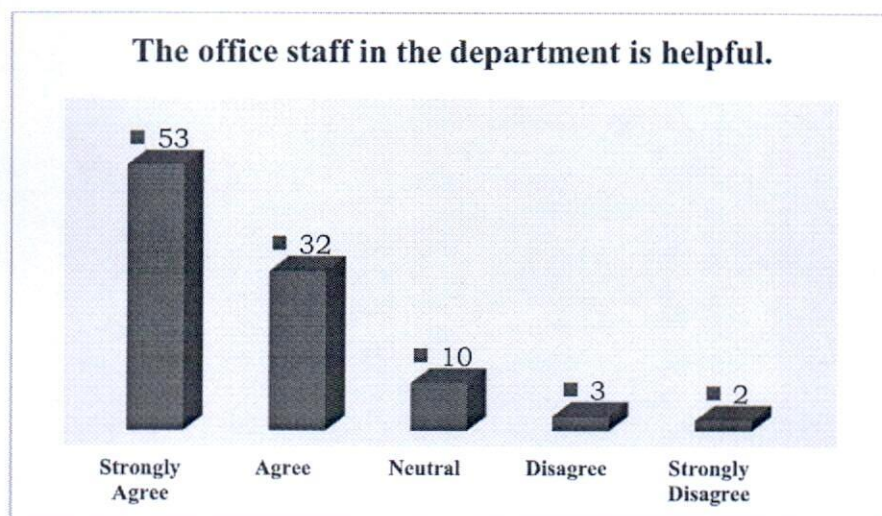


As per the above table, 79% view the placement cell as satisfactory, while 3% express dissatisfaction. The remaining 16% hold a neutral stance. This indicates a generally positive perception of the placement cell's effectiveness.



The office staff in the department is helpful.

Response	Percentage	Respondents
Strongly Agree	53	148
Agree	32	89
Neutral	10	27
Disagree	3	8
Strongly Disagree	2	6
Total	100	278



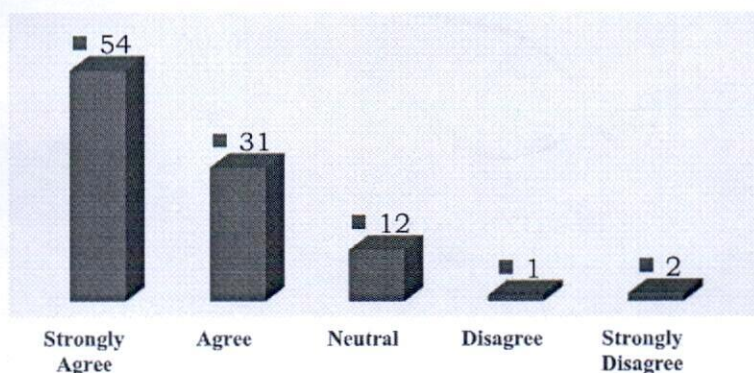
The table shows responses regarding the helpfulness of the office staff in the department as 85% students agree that the office staff is helpful, while only 5% express disagreement. This indicates a strong positive perception of the office staff's helpfulness, with a high level of satisfaction overall and very few respondents expressing dissatisfaction.



Sufficient opportunities are provided by the NCC units and NSS units of the University.

Response	Percentage	Respondents
Strongly Agree	54	150
Agree	31	86
Neutral	12	33
Disagree	1	4
Strongly Disagree	2	5
Total	100	278

Sufficient opportunities are provided by the NCC units and NSS units of the University.



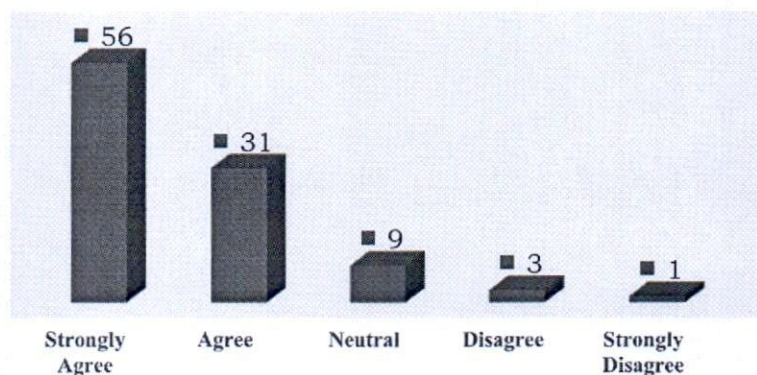
85% feel that the NCC and NSS units provide sufficient opportunities, while only 3% express dissatisfaction. This shows that there is a strong overall positive perception of the opportunities provided by the NCC and NSS units, with a majority affirming the sufficiency of these opportunities. The small percentage of disagreement and neutrality suggests that while most are satisfied, there may still be room to address specific needs or awareness among some students. This positive response reflects well on the University's efforts to support student development and extracurricular engagement through these units.



Opportunities are available under Curricular/ Extra-curricular activities for the students.

Response	Percentage	Respondents
Strongly Agree	56	155
Agree	31	87
Neutral	9	24
Disagree	3	8
Strongly Disagree	1	4
Total	100	278

Opportunities are available under Curricular/
Extra-curricular activities for the students.



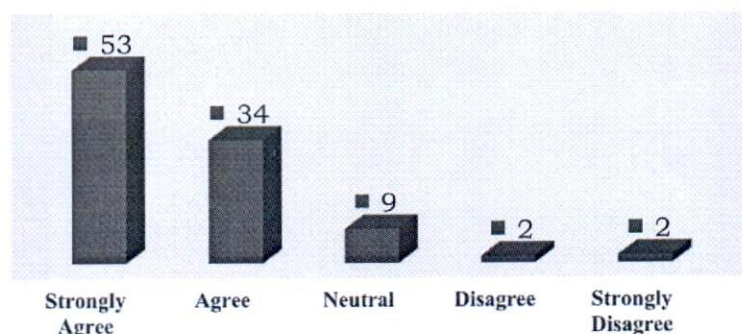
87% students agree that sufficient curricular and extracurricular opportunities are provided, while only 4% express dissatisfaction with this statement. The remaining 9% hold a neutral stance. Most respondents view the university's provision of curricular and extracurricular opportunities positively, indicating strong support for the range and accessibility of activities available to students. Overall, this high level of agreement reflects the university's success in fostering a well-rounded student experience.



Adequate facilities related to sports / gymnasium/ recreation are provided by the University.

Response	Percentage	Respondents
Strongly Agree	53	147
Agree	34	94
Neutral	9	26
Disagree	2	5
Strongly Disagree	2	6
Total	100	278

Adequate facilities related to sports / gymnasium/ recreation are provided by the University.



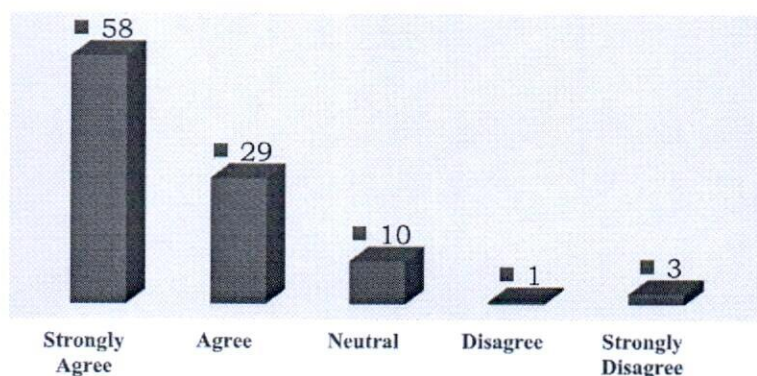
87% agree that the University provides sufficient facilities for sports, gymnasium, and recreation. This shows that the University's sports, gymnasium, and recreational facilities are adequate, with a strong consensus on their availability and quality.



Appropriate medical facilities are available in the University campus.

Response	Percentage	Respondents
Strongly Agree	58	160
Agree	29	81
Neutral	10	28
Disagree	1	2
Strongly Disagree	3	7
Total	100	278

Appropriate medical facilities are available in the University campus.



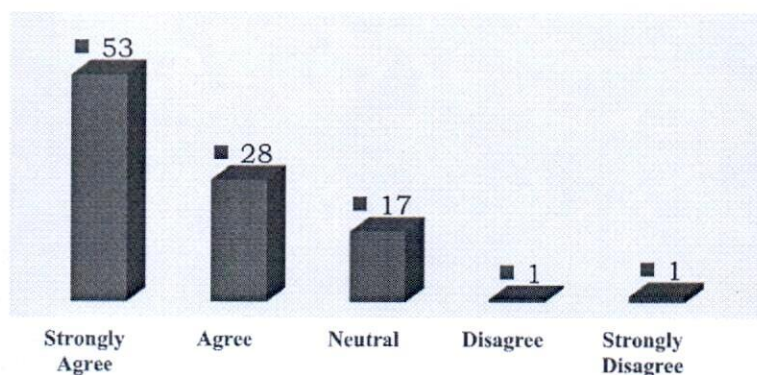
Most respondents (87%) are satisfied with the medical facilities provided on campus, indicating that the university has effectively addressed students' healthcare needs. The small proportion of disagreement and neutrality suggests that while most students are content, there may still be areas for improvement or awareness regarding these services. Overall, the response indicates a positive perception of the university's medical facilities, with a strong majority acknowledging their adequacy.



Facilities provided in the University hostels are adequate.

Response	Percentage	Respondents
Strongly Agree	53	147
Agree	28	79
Neutral	17	46
Disagree	1	2
Strongly Disagree	1	4
Total	100	278

Facilities provided in the University hostels are adequate.

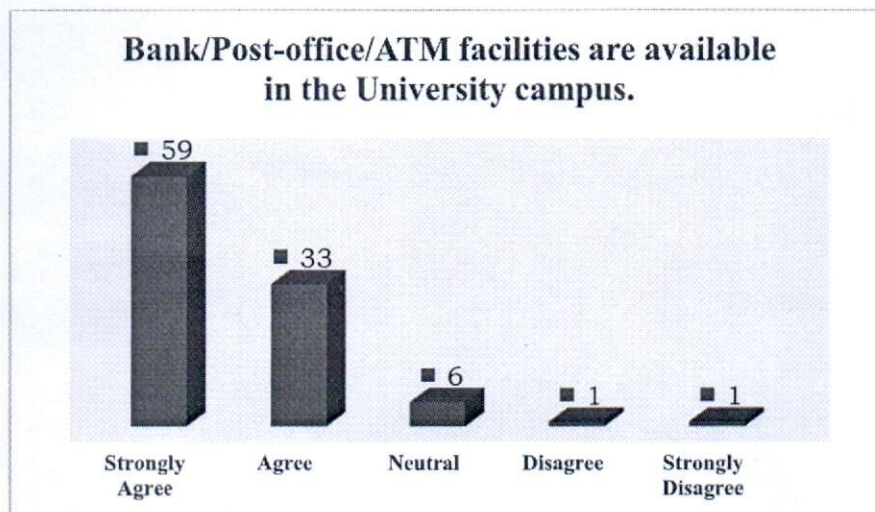


Most students (81%) are satisfied with the hostel facilities, suggesting that the University is meeting the needs of most students in terms of accommodation. However, the 17% neutrality and 2% dissatisfaction indicate that there may be specific areas for improvement or that some students feel there is room for enhancement in hostel services. Overall, the response reflects a generally positive view, with most students finding the hostel facilities to be sufficient.



Bank/Post-office/ATM facilities are available in the University campus.

Response	Percentage	Respondents
Strongly Agree	59	163
Agree	33	93
Neutral	6	16
Disagree	1	3
Strongly Disagree	1	3
Total	100	278



The above table shows that most students (92%) perceive the availability of bank, post-office, and ATM facilities on campus positively, indicating that these essential services are well-provided for students. Overall, the response highlights a high level of satisfaction with these services on University campus.



SECTION - ALUMNI



RESEARCH METHODOLOGY

Data Type:	Primary
Data Collection Tool:	Survey (Online)
Sample Size:	79
Sample Frame:	Students of IFTM University who passed out of the University before 2023-24 from School of Social Sciences
Sampling:	Probability Sampling
Questionnaire:	Five-point Likert scale



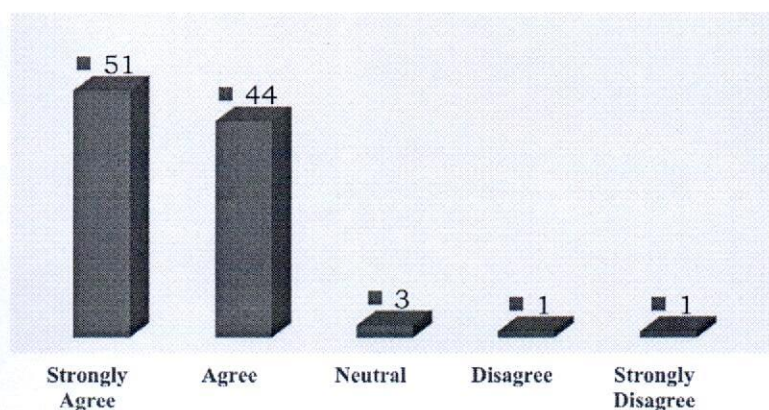
PART – A

CURRICULUM

The curriculum provided added flexibility and diversity among the offered courses across the programmes.

Response	Percentage	Respondents
Strongly Agree	51	40
Agree	44	35
Neutral	3	2
Disagree	1	1
Strongly Disagree	1	1
Total	100	79

The curriculum provided added flexibility and diversity among the offered courses across the programmes.



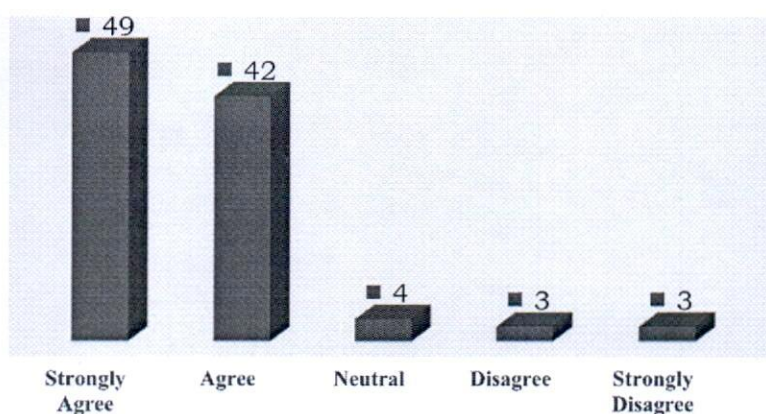
95% alumni respondents agreed that the curriculum provided added flexibility and diversity among the offered courses across the programmes.



The curriculum based on courses of the programme led to employability, skill development and entrepreneurship.

Response	Percentage	Respondents
Strongly Agree	49	39
Agree	42	33
Neutral	4	3
Disagree	3	2
Strongly Disagree	3	2
Total	100	79

The curriculum based on courses of the programme led to employability, skill development and entrepreneurship.



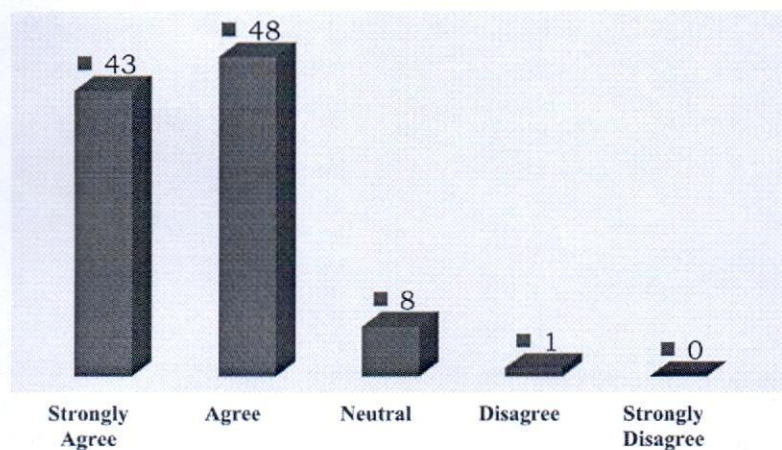
While 91% of the alumni agreed that the curriculum based on courses of the programme led to employability, skill development and entrepreneurship; about 4% remained neutral to the given statement.



The offered course structure and syllabus was interesting and easy to understand.

Response	Percentage	Respondents
Strongly Agree	43	34
Agree	48	38
Neutral	8	6
Disagree	1	1
Strongly Disagree	0	0
Total	100	79

The offered course structure and syllabus was interesting and easy to understand.



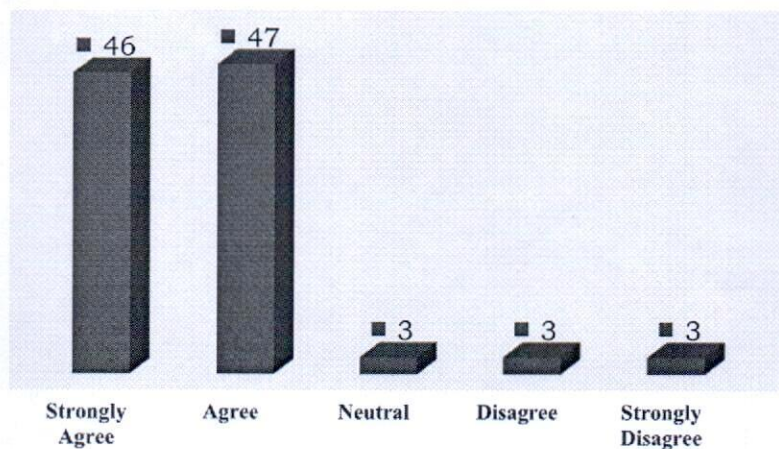
91% alumni agreed that the offered course structure and syllabus was interesting and easy to understand.



The curriculum offered by the University met with the industry requirements.

Response	Percentage	Respondents
Strongly Agree	46	36
Agree	47	37
Neutral	3	2
Disagree	3	2
Strongly Disagree	3	2
Total	100	79

The curriculum offered by the University met with the industry requirements.



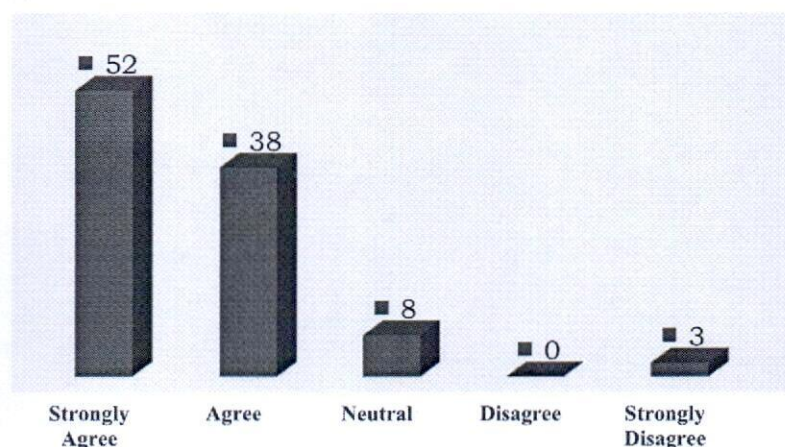
While 93% of the alumni agreed that the curriculum offered by the University met with the industry requirements; about 3% remained neutral to the given statement.



The offered curriculum ensured the development of communication skills.

Response	Percentage	Respondents
Strongly Agree	52	41
Agree	38	30
Neutral	8	6
Disagree	0	0
Strongly Disagree	3	2
Total	100	79

The offered curriculum ensured the development of communication skills.



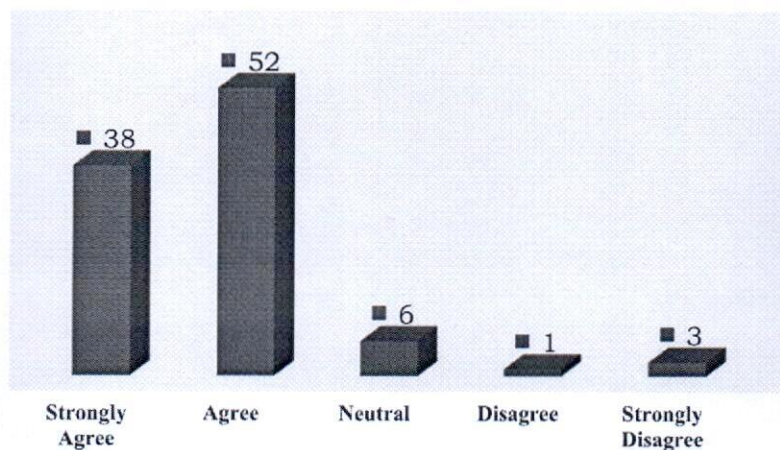
90% of the alumni agreed that the offered curriculum ensured the development of communication skills; about 8% stayed neutral to the given statement.



The curriculum was found to bridge the gap between theory and practical exercises.

Response	Percentage	Respondents
Strongly Agree	38	30
Agree	52	41
Neutral	6	5
Disagree	1	1
Strongly Disagree	3	2
Total	100	79

The curriculum was found to bridge the gap between theory and practical exercises.



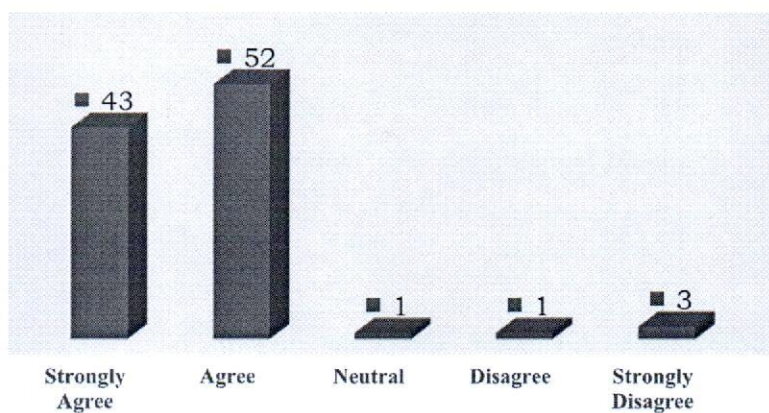
While 80% of the alumni agreed that the curriculum was found to bridge the gap between theory and practical exercises; about 6% remained neutral to the given statement.



The Value added courses (VAC) offered by the University were relevant to develop more learning skills.

Response	Percentage	Respondents
Strongly Agree	43	34
Agree	52	41
Neutral	1	1
Disagree	1	1
Strongly Disagree	3	2
Total	100	79

The Value added courses (VAC) offered by the University were relevant to develop more learning skills.



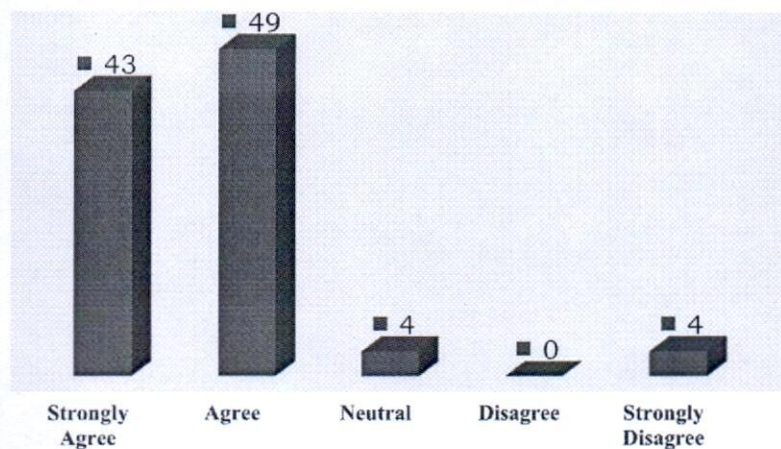
95% of the alumni agreed that the value-added courses (VAC) offered by the University were relevant to develop more learning skills; about 4% kept their response neutral.



The courses offered in the programme were found to be relevant to my job ambitions.

Response	Percentage	Respondents
Strongly Agree	43	34
Agree	49	39
Neutral	4	3
Disagree	0	0
Strongly Disagree	4	3
Total	100	79

The courses offered in the programme were found to be relevant to my job ambitions.

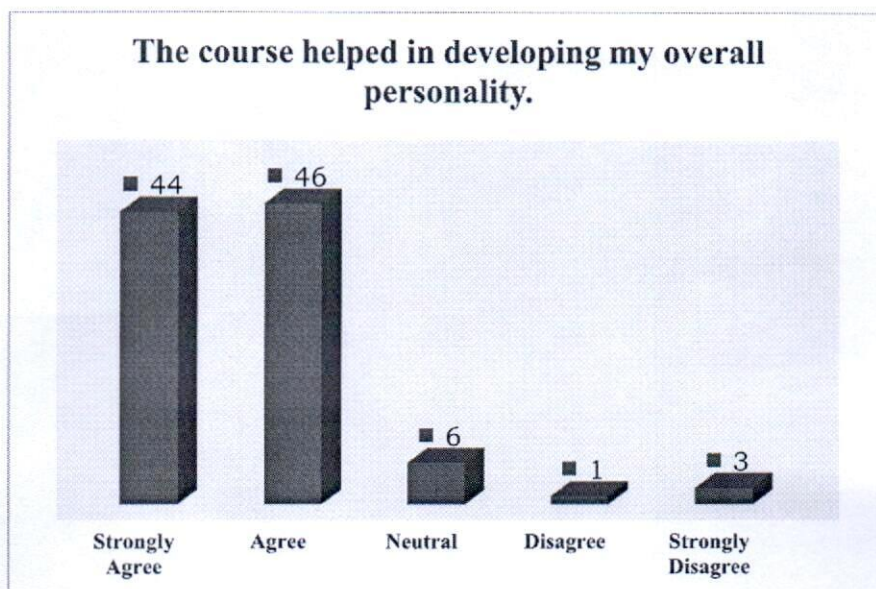


While 92% of the alumni agreed that the courses offered in the programme were found to be relevant to their job ambitions; about 4% kept neutral to the given statement.



The course helped in developing my overall personality.

Response	Percentage	Respondents
Strongly Agree	44	35
Agree	46	36
Neutral	6	5
Disagree	1	1
Strongly Disagree	3	2
Total	100	79



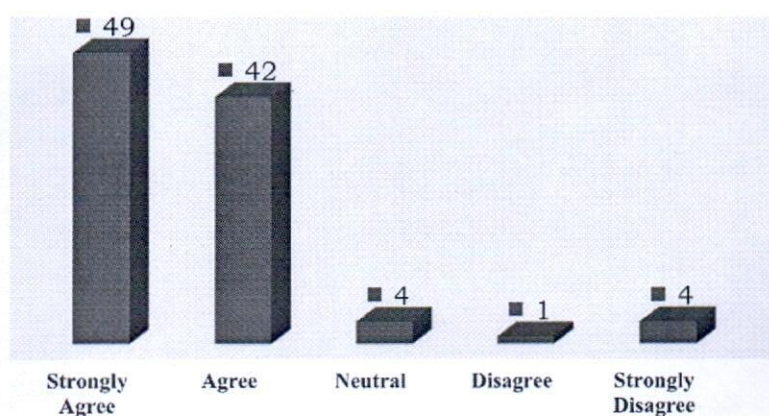
90% of the alumni agreed that the course helped in developing their overall personality; about 6% could not form any opinion and so remained neutral to the given statement.



The curriculum prescribed for your programme during your term in the university was appropriate.

Response	Percentage	Respondents
Strongly Agree	49	39
Agree	42	33
Neutral	4	3
Disagree	1	1
Strongly Disagree	4	3
Total	100	79

The curriculum prescribed for your programme during your term in the university was appropriate.



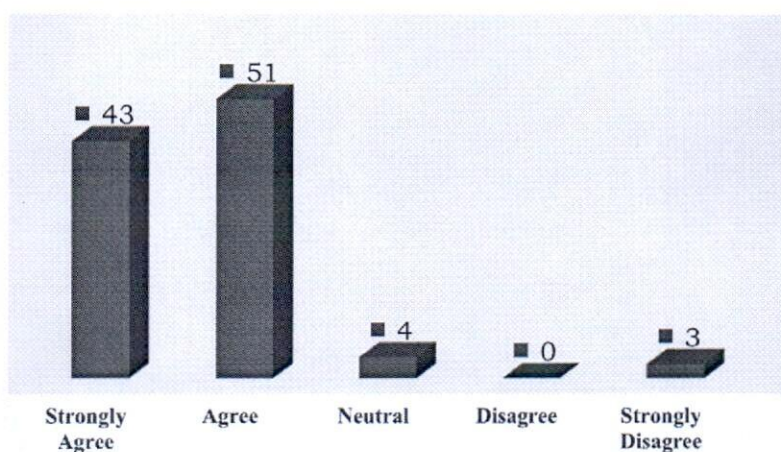
While 91% of the alumni agreed that the curriculum prescribed for their programme during their term in the university was appropriate; about 4% remained neutral towards the statement.



Academic environment available in the University was found to be favourable.

Response	Percentage	Respondents
Strongly Agree	43	34
Agree	51	40
Neutral	4	3
Disagree	0	0
Strongly Disagree	3	2
Total	100	79

Academic environment available in the University was found to be favourable.



91% of the alumni agreed that the academic environment available in the University was found to be favourable; about 4% could not form any opinion and so remained neutral to the given statement.

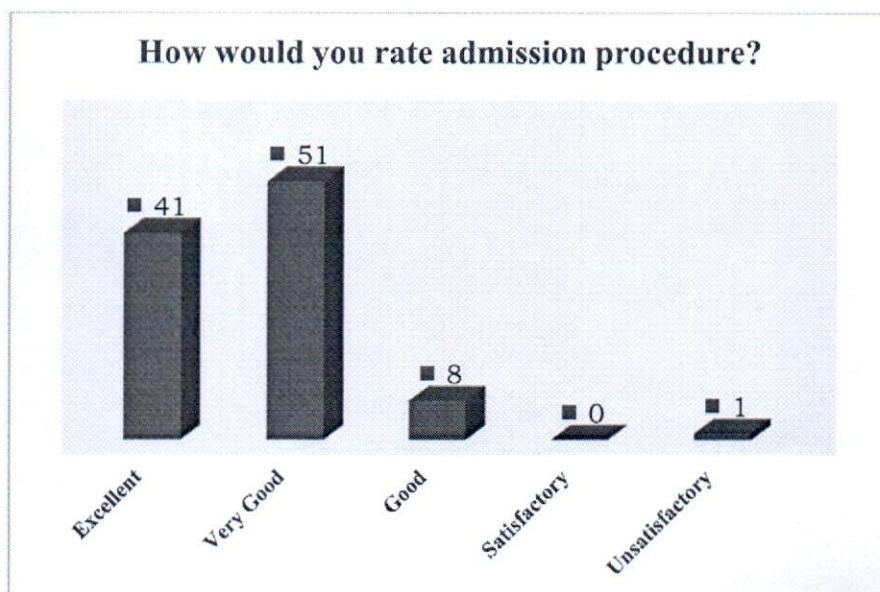


PART – B

INSTITUTIONAL FACILITIES

How would you rate admission procedure?

Response	Percentage	Respondents
Excellent	41	32
Very Good	51	40
Good	8	6
Satisfactory	0	0
Unsatisfactory	1	1
Total	100	79

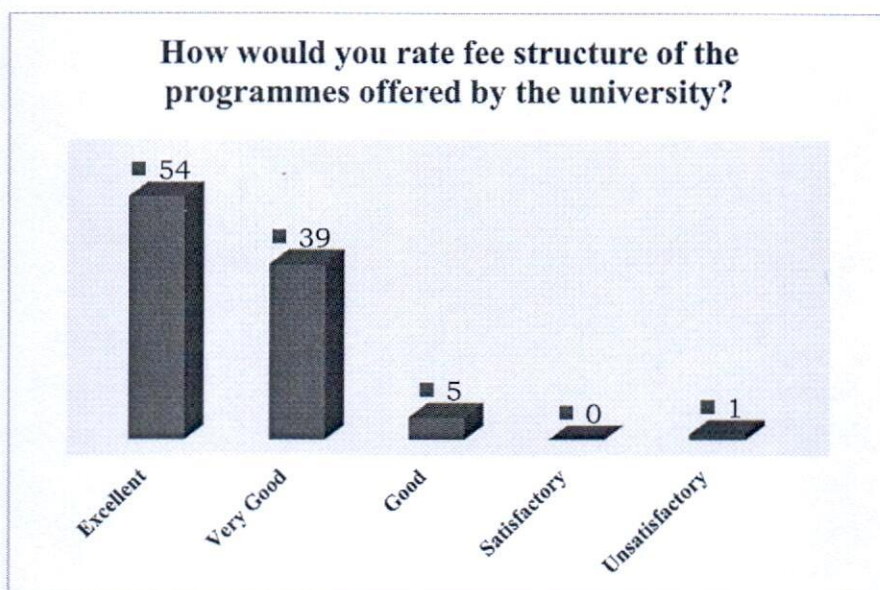


While 41% of the alumni rated the admission procedure as Excellent; about 51% found it to be Very Good and 8% rated it as Good.



How would you rate fee structure of the programmes offered by the university?

Response	Percentage	Respondents
Excellent	54	43
Very Good	39	31
Good	5	4
Satisfactory	0	0
Unsatisfactory	1	1
Total	100	79

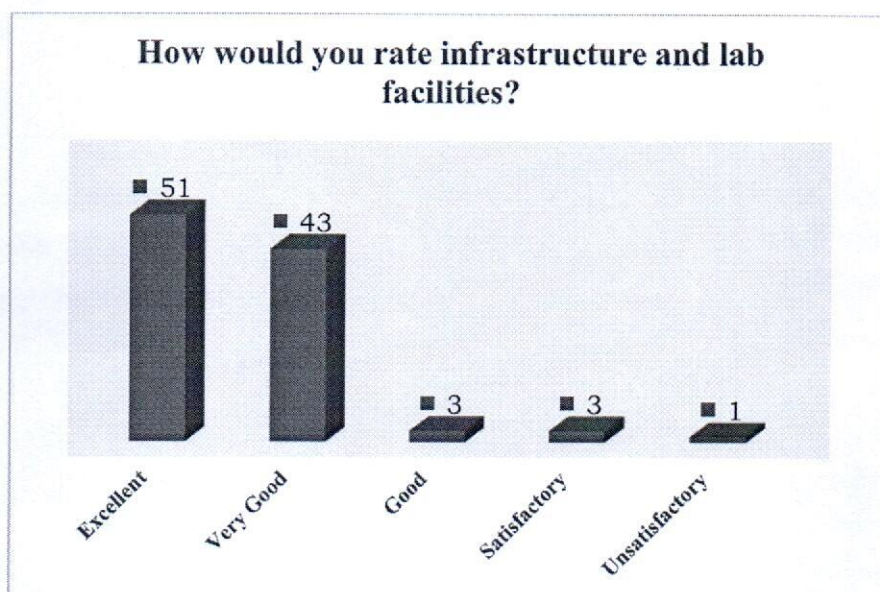


54% of the alumni found the fee structure of the programmes offered by the university to be Excellent; and the remaining 39% rated it as Very Good.



How would you rate infrastructure and lab facilities?

Response	Percentage	Respondents
Excellent	51	40
Very Good	43	34
Good	3	2
Satisfactory	3	2
Unsatisfactory	1	1
Total	100	79



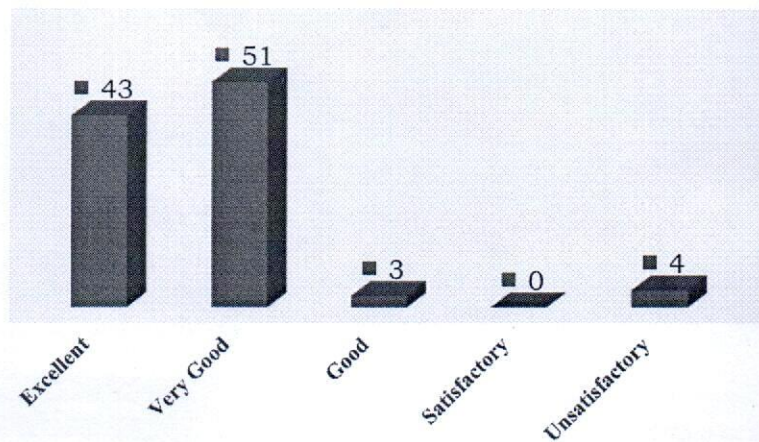
While 51% of the alumni rated the infrastructure and lab facilities as Excellent; about 43% found them to be Very Good and 3% rated them as Good.



How would you rate the efforts of Training & Placement cell of the university?

Response	Percentage	Respondents
Excellent	43	34
Very Good	51	40
Good	3	2
Satisfactory	0	0
Unsatisfactory	4	3
Total	100	79

How would you rate the efforts of Training & Placement cell of the university?

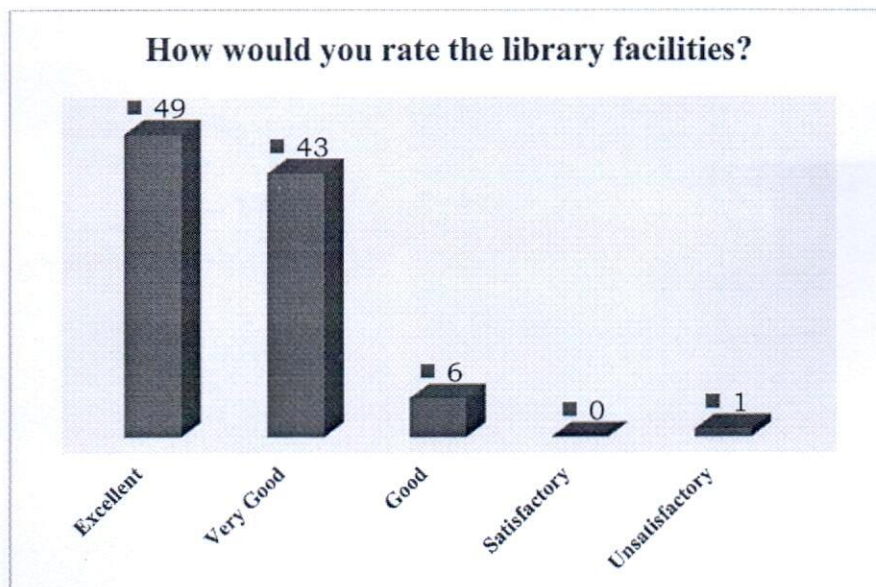


43% of the alumni found the efforts of Training & Placement cell of the university to be Excellent; about 51% rated it as Very Good and 3% found it to be Good.



How would you rate the library facilities?

Response	Percentage	Respondents
Excellent	49	39
Very Good	43	34
Good	6	5
Satisfactory	0	0
Unsatisfactory	1	1
Total	100	79

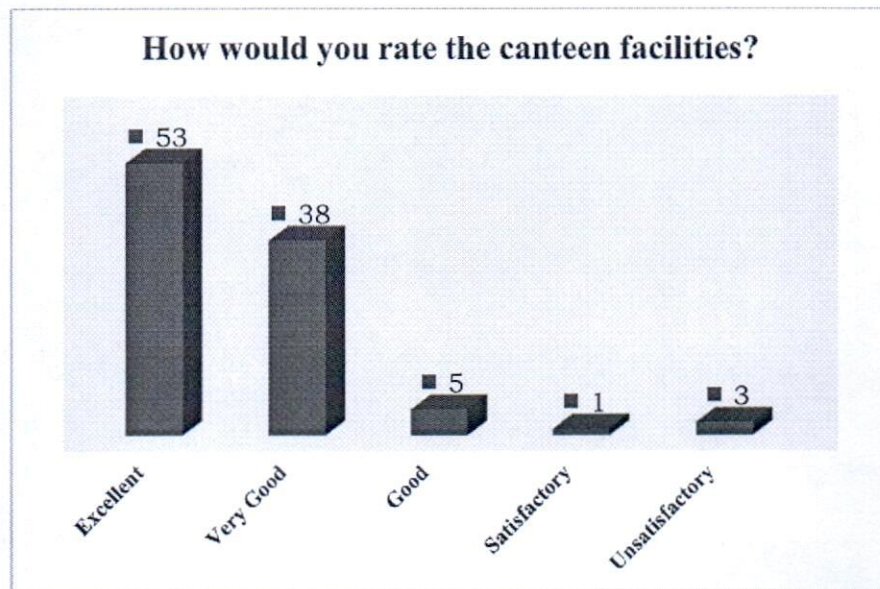


While 49% of the alumni rated the library facilities as Excellent; about 43% found it to be Very Good and 6% rated it as Good.



How would you rate the canteen facilities?

Response	Percentage	Respondents
Excellent	53	42
Very Good	38	30
Good	5	4
Satisfactory	1	1
Unsatisfactory	3	2
Total	100	79

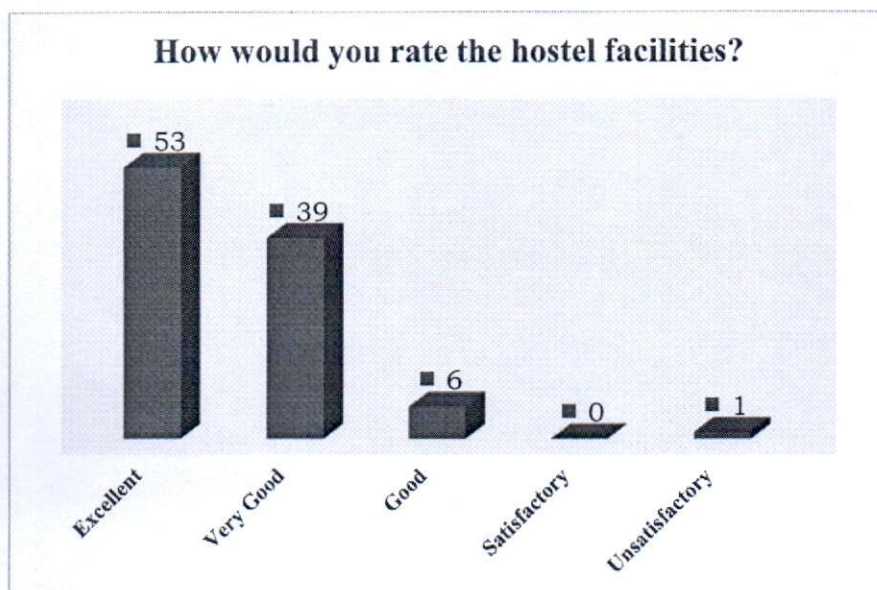


53% of the alumni respondents found the canteen facilities to be Excellent; about 38% rated it as Very Good.



How would you rate the hostel facilities?

Response	Percentage	Respondents
Excellent	53	42
Very Good	39	31
Good	6	5
Satisfactory	0	0
Unsatisfactory	1	1
Total	100	79

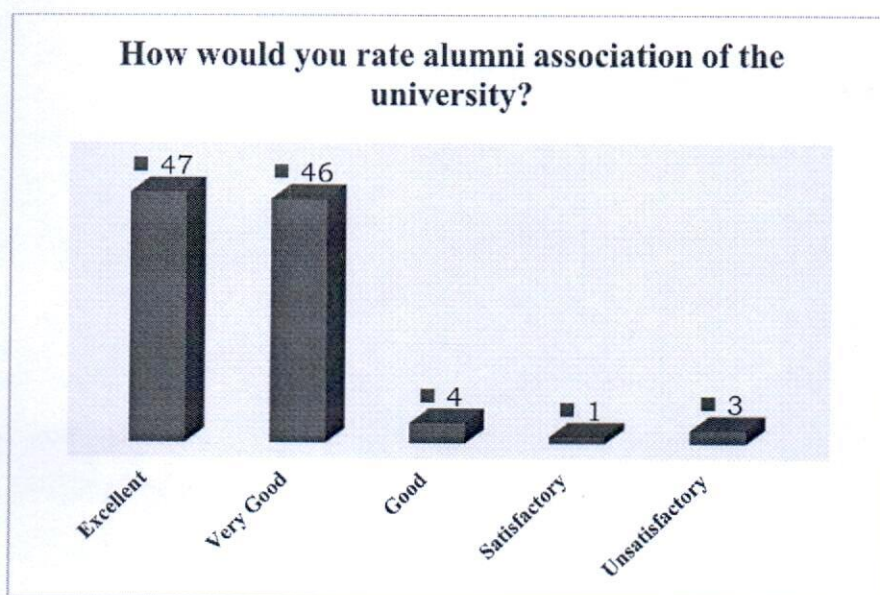


While 53% of the alumni rated the hostel facilities as Excellent; about 39% found it to be Very Good and 6% rated it as Good.



How would you rate alumni association of the university?

Response	Percentage	Respondents
Excellent	47	37
Very Good	46	36
Good	4	3
Satisfactory	1	1
Unsatisfactory	3	2
Total	100	79



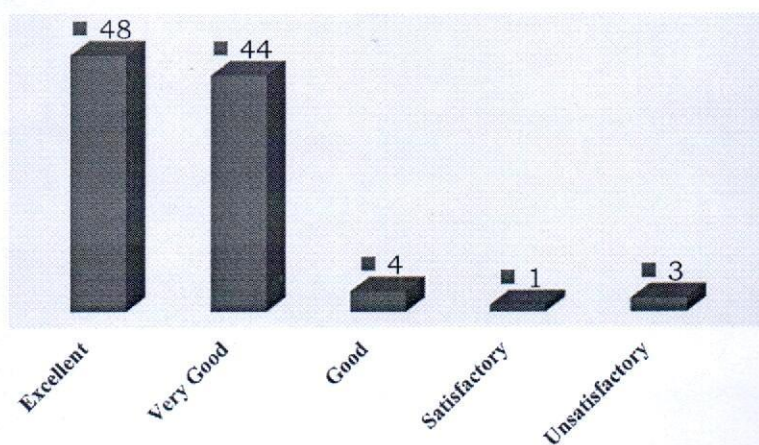
While 47% of the respondents found the alumni association of the university to be Excellent; about 46% rated it as Very Good and 4% found it to be Good.



How would you rate facilities related to sports / gymnasium/ recreation?

Response	Percentage	Respondents
Excellent	48	38
Very Good	44	35
Good	4	3
Satisfactory	1	1
Unsatisfactory	3	2
Total	100	79

How would you rate facilities related to sports / gymnasium/ recreation?



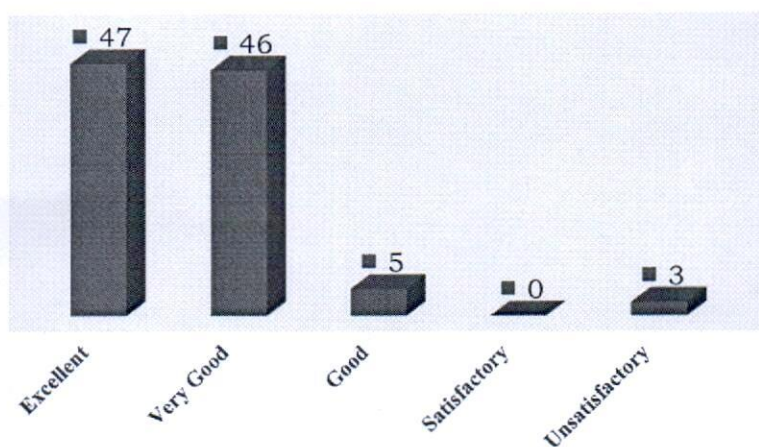
48% of the alumni rated the facilities related to sports / gymnasium/ recreation as Excellent; about 44% found it to be Very Good and 4% rated it as Good.



How was the conduct of the staff of the university during your visit and interaction?

Response	Percentage	Respondents
Excellent	47	37
Very Good	46	36
Good	5	4
Satisfactory	0	0
Unsatisfactory	3	2
Total	100	79

How was the conduct of the staff of the university during your visit and interaction?

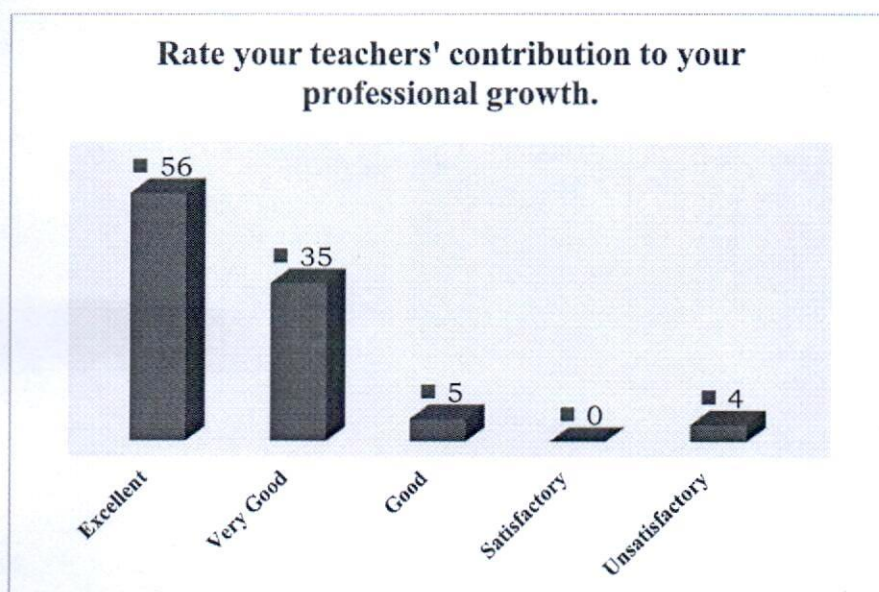


While 47% of the respondents found the conduct of the staff of the university during their visits and interactions to be Excellent; about 46% rated it as Very Good and 5% found it to be Good.



Rate your teachers' contribution to your professional growth.

Response	Percentage	Respondents
Excellent	56	44
Very Good	35	28
Good	5	4
Satisfactory	0	0
Unsatisfactory	4	3
Total	100	79



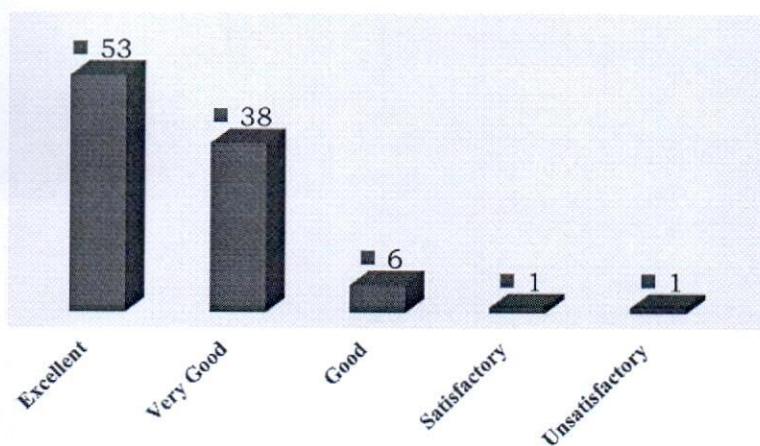
While 56% of the alumni rated their teachers' contribution to their professional growth as Excellent; about 35% found it to be Very Good and 5% rated it as Good.



Rate the quality of education imparted in the University.

Response	Percentage	Respondents
Excellent	53	42
Very Good	38	30
Good	6	5
Satisfactory	1	1
Unsatisfactory	1	1
Total	100	79

Rate the quality of education imparted in the University.



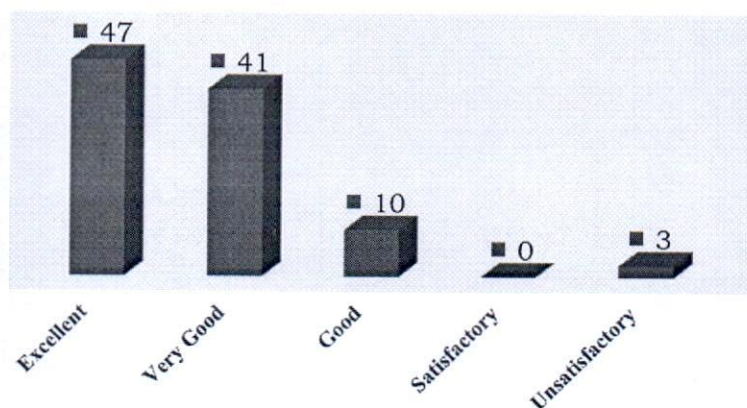
While 53% of the respondents found the quality of education imparted in the University to be Excellent; about 38% rated it as Very Good and 6% found it to be Good.



Rate the suitability of skills-related courses to the industry which were included in the programmes.

Response	Percentage	Respondents
Excellent	47	37
Very Good	41	32
Good	10	8
Satisfactory	0	0
Unsatisfactory	3	2
Total	100	79

Rate the suitability of skills-related courses to the industry which were included in the programmes.



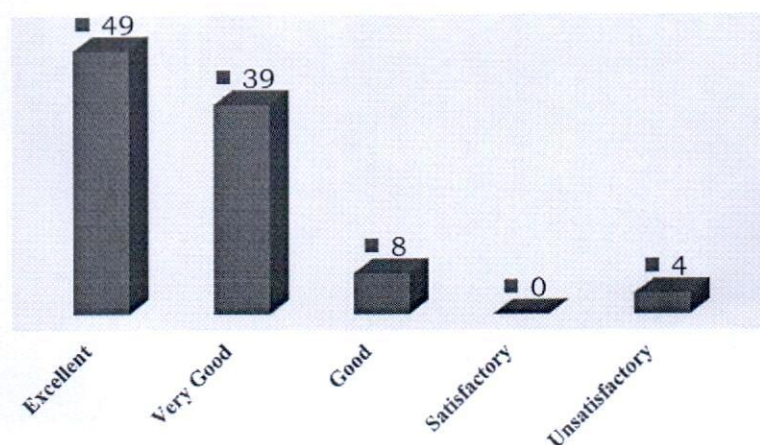
47% of the alumni rated the suitability of skills-related courses to the industry which were included in the programmes as Excellent; about 41% found it to be Very Good and 10% rated it as Good.



Rate the development activities organized by the university for your overall development.

Response	Percentage	Respondents
Excellent	49	39
Very Good	39	31
Good	8	6
Satisfactory	0	0
Unsatisfactory	4	3
Total	100	79

Rate the development activities organized by the university for your overall development.

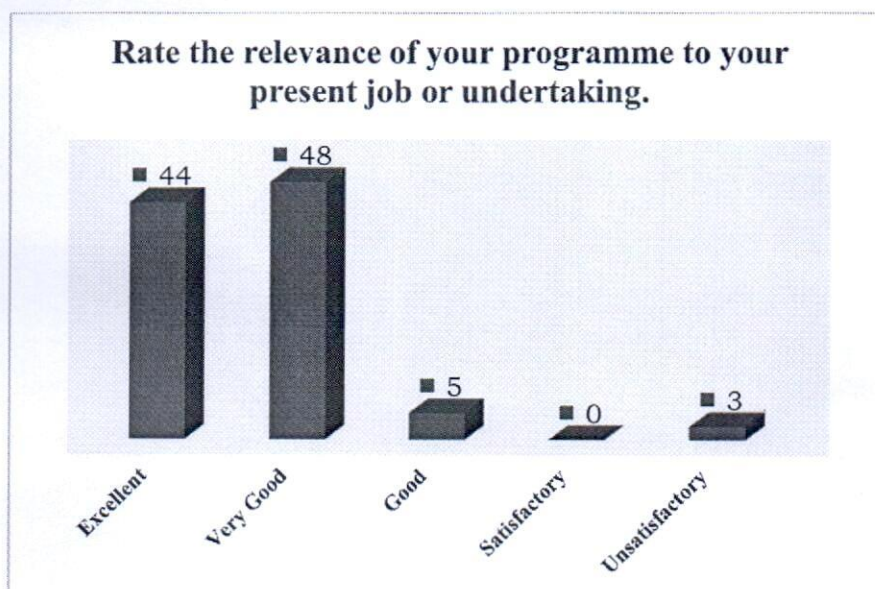


While 49% of the alumni respondents found the development activities organized by the university for their overall development to be Excellent; about 39% rated it as Very Good and 8% found it to be Good.



Rate the relevance of your programme to your present job or undertaking.

Response	Percentage	Respondents
Excellent	44	35
Very Good	48	38
Good	5	4
Satisfactory	0	0
Unsatisfactory	3	2
Total	100	79



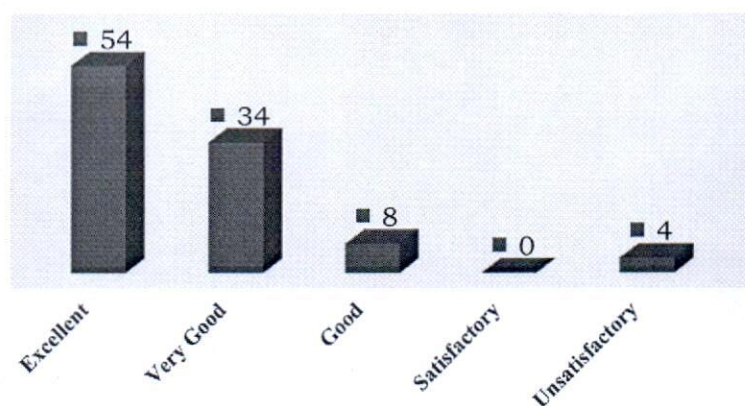
44% of the alumni rated the relevance of their programme to their present job or undertaking as Excellent; about 48% found it to be Very Good and 5% rated it as Good.



The efforts of the University for Personality Development/ Soft Skills/ Group Discussion Techniques.

Response	Percentage	Respondents
Excellent	54	43
Very Good	34	27
Good	8	6
Satisfactory	0	0
Unsatisfactory	4	3
Total	100	79

The efforts of the University for Personality Development/ Soft Skills/ Group Discussion Techniques.



54% of the alumni found the efforts of the University for Personality Development/ Soft Skills/ Group Discussion Techniques to be Excellent; about 34% rated it as Very Good.



SECTION - EMPLOYER



RESEARCH METHODOLOGY

Data Type:	Primary
Data Collection Tool:	Survey (Online)
Sample Size:	6
Sample Frame:	Business Organisations provided employment/ training to students of IFTM University from School of Social Sciences
Sampling:	Probability Sampling
Questionnaire:	Five-point Likert scale



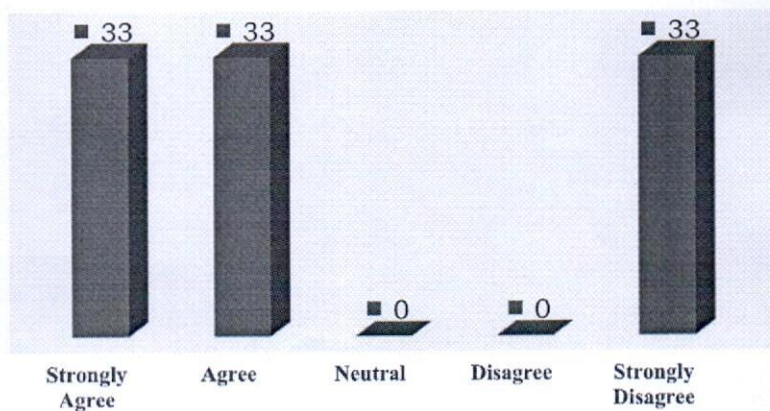
PART – A

CURRICULUM

The programmes offered by IFTM university have applicability to real life situations and practical approach.

Response	Percentage	Respondents
Strongly Agree	33	2
Agree	33	2
Neutral	0	0
Disagree	0	0
Strongly Disagree	33	2
Total	100	6

**The programmes offered by IFTM university
have applicability to real life situations and
practical approach.**

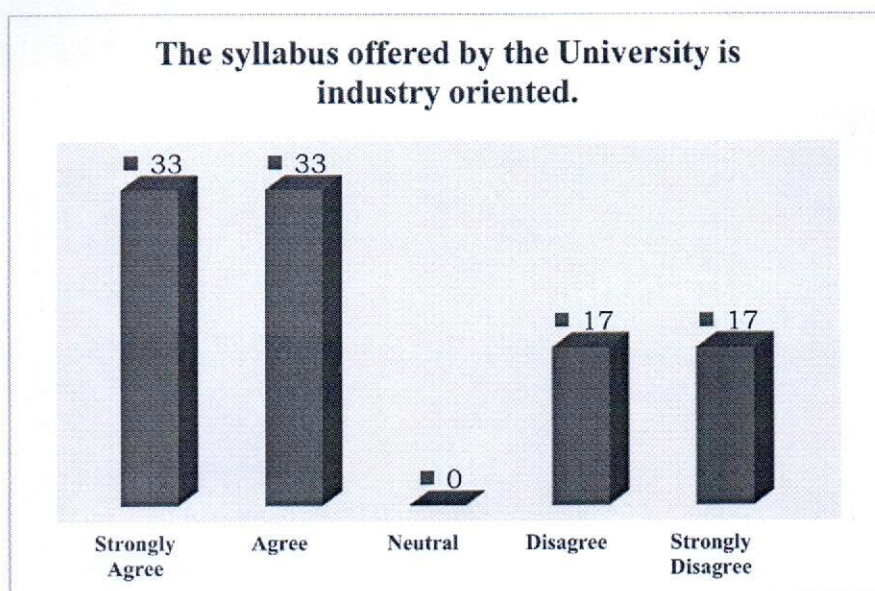


While there is a division of opinion, most respondents either agree or strongly agree that the programs are practical and relevant. However, there is still a significant proportion who strongly disagree, indicating a mix of perspectives.



The syllabus offered by the University is industry oriented.

Response	Percentage	Respondents
Strongly Agree	33	2
Agree	33	2
Neutral	0	0
Disagree	17	1
Strongly Disagree	17	1
Total	100	6




The majority (66%) agree that the syllabus is industry-oriented, while the remaining disagree with the statement. There were no neutral responses.



The curriculum is appraised to keep it up to date with the industrial and societal needs.

Response	Percentage	Respondents
Strongly Agree	50	3
Agree	17	1
Neutral	0	0
Disagree	17	1
Strongly Disagree	17	1
Total	100	6

The curriculum is appraised to keep it up to date with the industrial and societal needs.



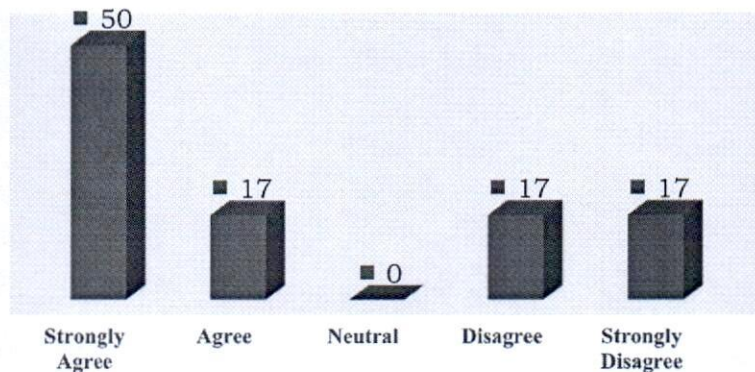
This suggests that half of the respondents believe the curriculum is well-aligned with current industrial and societal needs, while a portion feels it may not be as relevant or updated.



The University gives weightage to employability, skill development and entrepreneurship in curriculum design and development.

Response	Percentage	Respondents
Strongly Agree	50	3
Agree	17	1
Neutral	0	0
Disagree	17	1
Strongly Disagree	17	1
Total	100	6

The University gives weightage to employability, skill development and entrepreneurship in curriculum design and development.



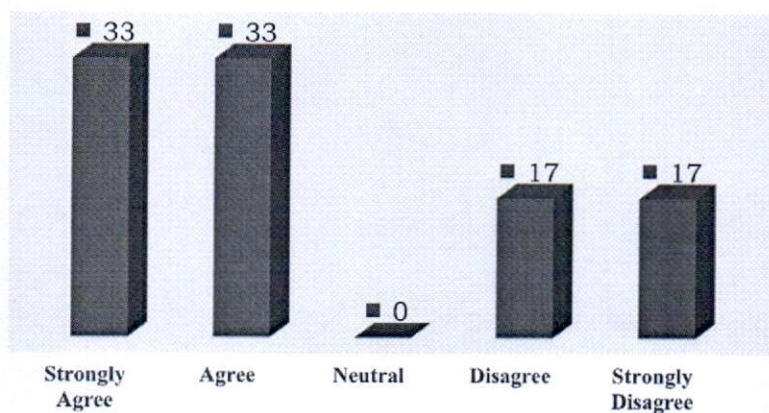
Overall, the results suggest a generally positive perception, with a significant portion of respondents feeling that the university prioritizes employability, skill development, and entrepreneurship, though there are a couple of dissenting views.



The syllabus offered by the University is conducive for the students' readiness towards recruitment.

Response	Percentage	Respondents
Strongly Agree	33	2
Agree	33	2
Neutral	0	0
Disagree	17	1
Strongly Disagree	17	1
Total	100	6

The syllabus offered by the University is conducive for the students' readiness towards recruitment.



Most respondents (66%) believe that the syllabus is conducive to preparing students for recruitment, with 17% expressing dissatisfaction.

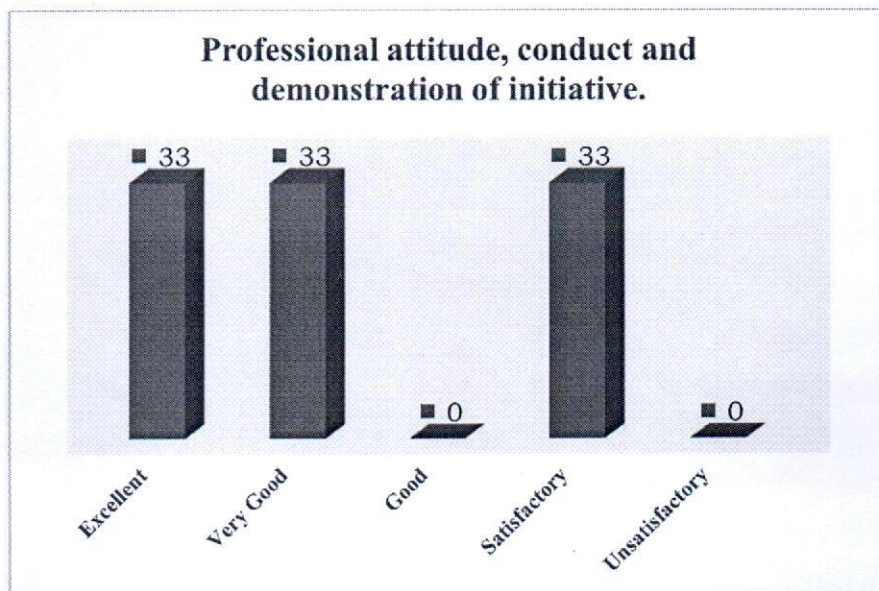


PART – B

WORK PERFORMANCE

Professional attitude, conduct and demonstration of initiative.

Response	Percentage	Respondents
Excellent	33	2
Very Good	33	2
Good	0	0
Satisfactory	33	2
Unsatisfactory	0	0
Total	100	6

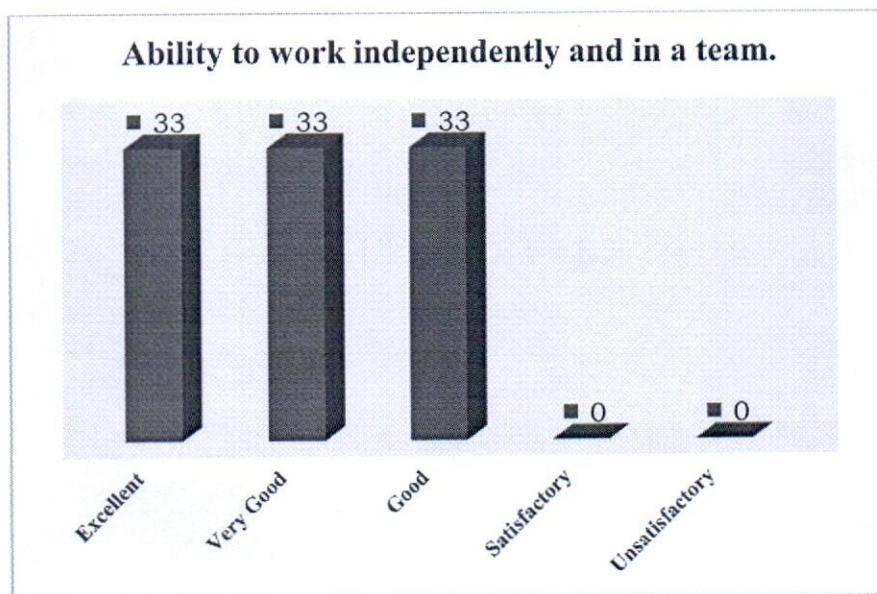


Most respondents rated the individual's professional attitude and conduct as either Excellent, Very Good, or Satisfactory, with no unsatisfactory ratings or "Good" responses.



Ability to work independently and in a team.

Response	Percentage	Respondents
Excellent	33	2
Very Good	33	2
Good	33	2
Satisfactory	0	0
Unsatisfactory	0	0
Total	100	6

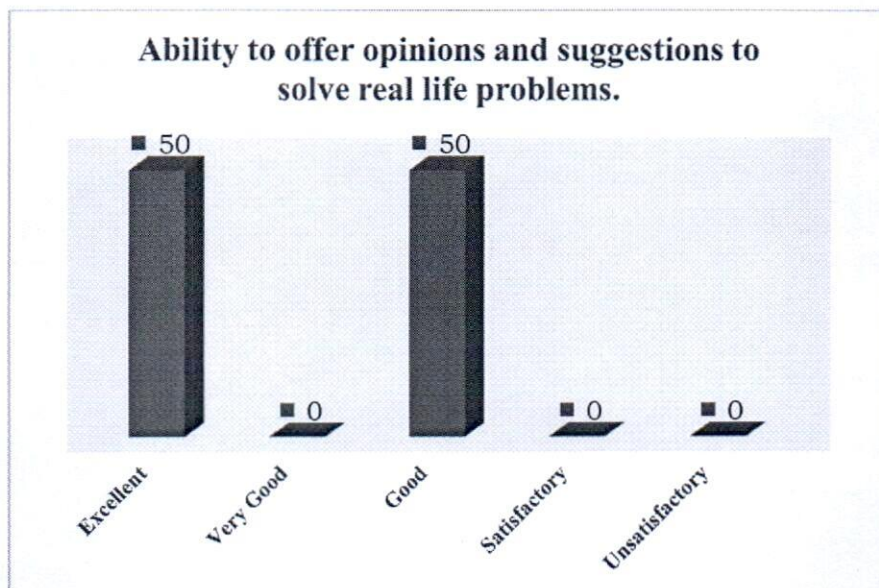


Overall, the ability to work independently and in a team is viewed positively, with the majority (100%) rating it at least "Good."



Ability to offer opinions and suggestions to solve real life problems.

Response	Percentage	Respondents
Excellent	50	3
Very Good	0	0
Good	50	3
Satisfactory	0	0
Unsatisfactory	0	0
Total	100	6

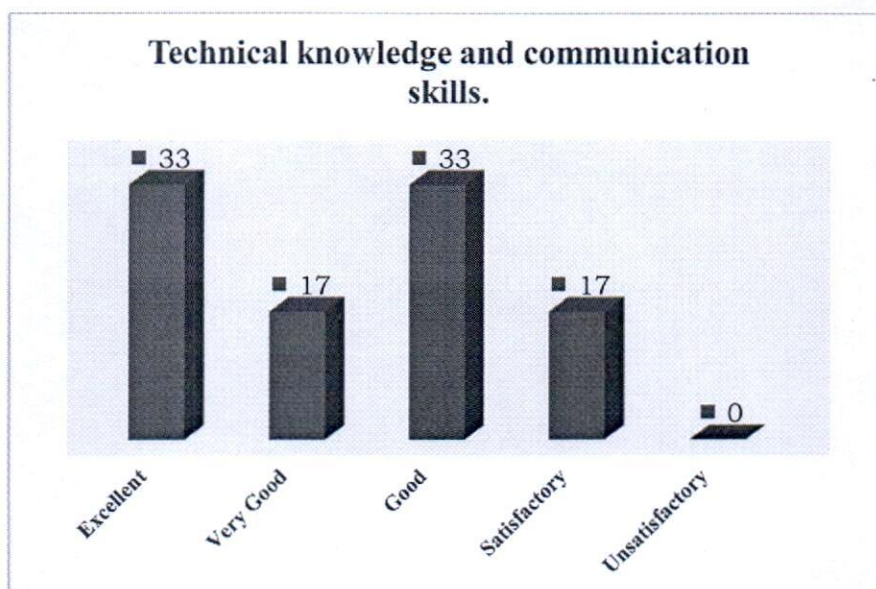


This indicates that half of the respondents believe the ability to offer opinions and suggestions is excellent, while the other half rate it as good, with no responses falling into the middle or lower categories.



Technical knowledge and communication skills.

Response	Percentage	Respondents
Excellent	33	2
Very Good	17	1
Good	33	2
Satisfactory	17	1
Unsatisfactory	0	0
Total	100	6

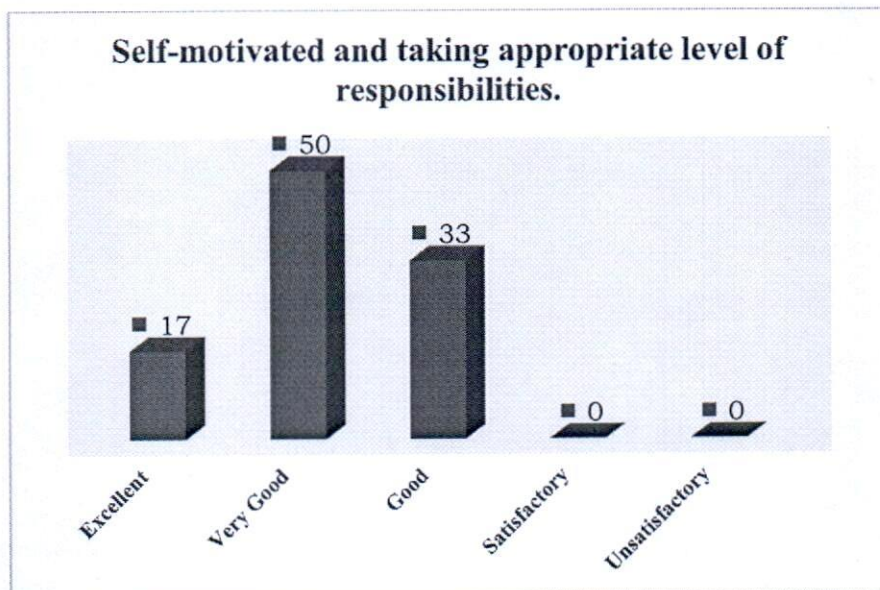


Most respondents (66%) gave ratings of Excellent or Good, which suggests that the technical knowledge and communication skills are generally perceived positively. The Satisfactory and Very Good ratings show that there is still room for improvement, but the overall feedback is encouraging.



Self-motivated and taking appropriate level of responsibilities.

Response	Percentage	Respondents
Excellent	17	1
Very Good	50	3
Good	33	2
Satisfactory	0	0
Unsatisfactory	0	0
Total	100	6

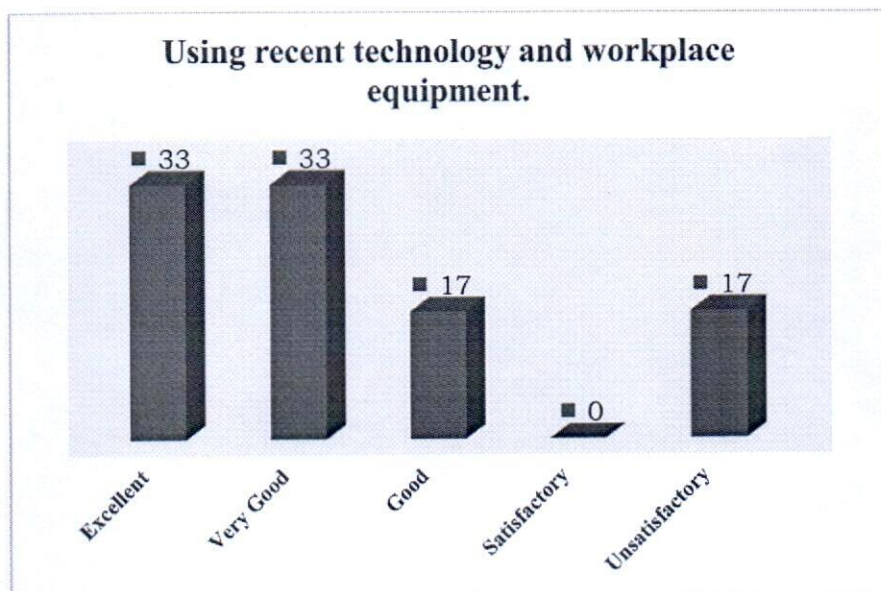


Most employers (83%) rated the statement positively, with 50% giving it a "Very Good" rating and 33% saying "Good." The results suggest a generally positive view of the student's self-motivation and responsibility.



Using recent technology and workplace equipment.

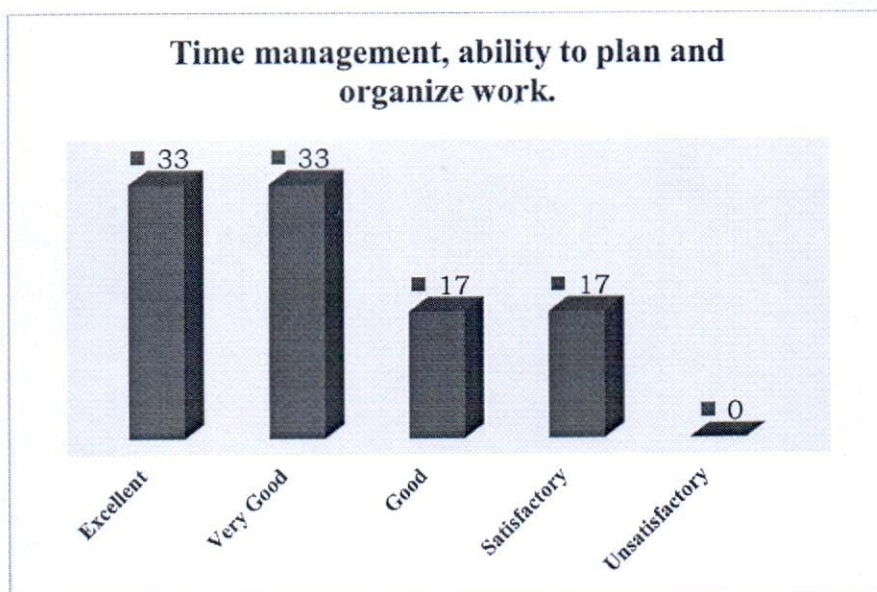
Response	Percentage	Respondents
Excellent	33	2
Very Good	33	2
Good	17	1
Satisfactory	0	0
Unsatisfactory	17	1
Total	100	6



Most respondents (66%) gave high ratings (excellent or very good), but there is still a small portion (17%) who found the use unsatisfactory. The remaining 17% considered it good.

Time management, ability to plan and organize work.

Response	Percentage	Respondents
Excellent	33	2
Very Good	33	2
Good	17	1
Satisfactory	17	1
Unsatisfactory	0	0
Total	100	6

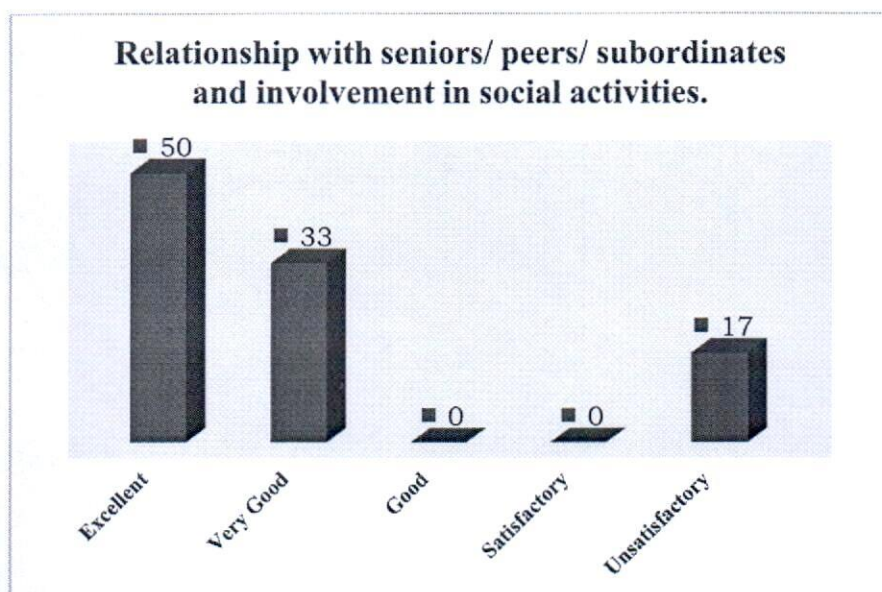


This suggests that most respondents feel positively about the time management and organizational skills of the students, with no one rating them as unsatisfactory.



Relationship with seniors/ peers/ subordinates and involvement in social activities.

Response	Percentage	Respondents
Excellent	50	3
Very Good	33	2
Good	0	0
Satisfactory	0	0
Unsatisfactory	17	1
Total	100	6

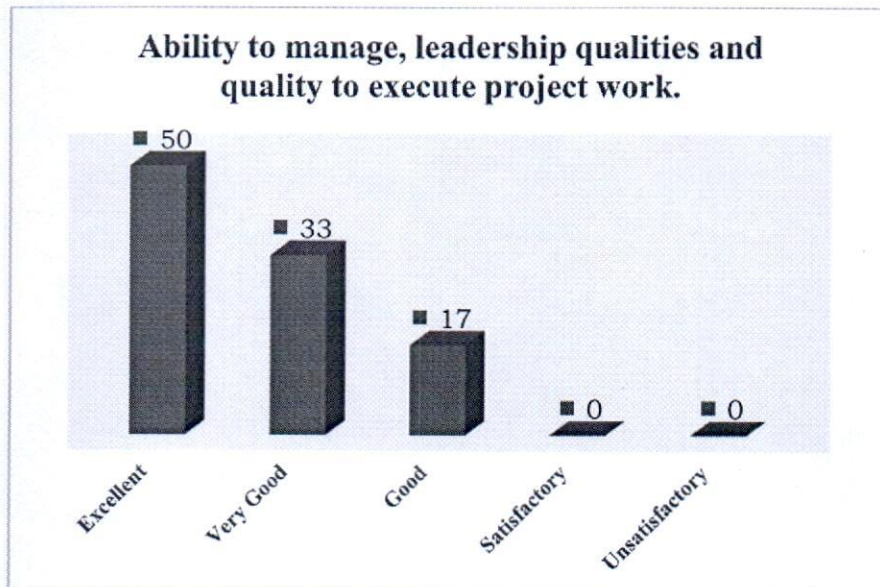


The overall tone of the responses is positive, with most employers feeling that the relationships and social involvement of students are either excellent or very good. However, the 17% who found their experience unsatisfactory suggests a need for attention in that area.



Ability to manage, leadership qualities and quality to execute project work.

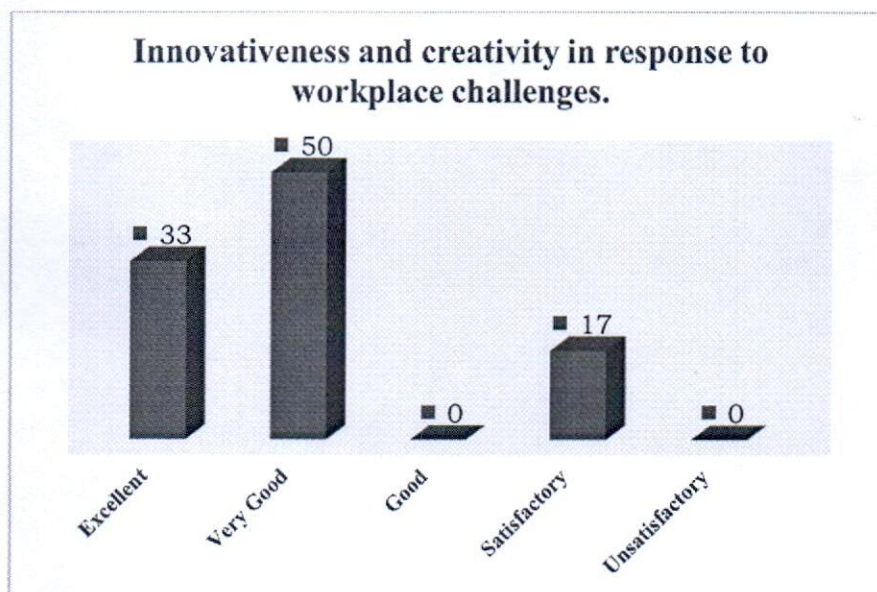
Response	Percentage	Respondents
Excellent	50	3
Very Good	33	2
Good	17	1
Satisfactory	0	0
Unsatisfactory	0	0
Total	100	6



The overall sentiment is positive, with most respondents rating the ability to manage, lead, and execute project work as excellent or very good. There's a small proportion that views it as good, but there are no concerns about these qualities being insufficient or unsatisfactory.

Innovativeness and creativity in response to workplace challenges.

Response	Percentage	Respondents
Excellent	33	2
Very Good	50	3
Good	0	0
Satisfactory	17	1
Unsatisfactory	0	0
Total	100	6

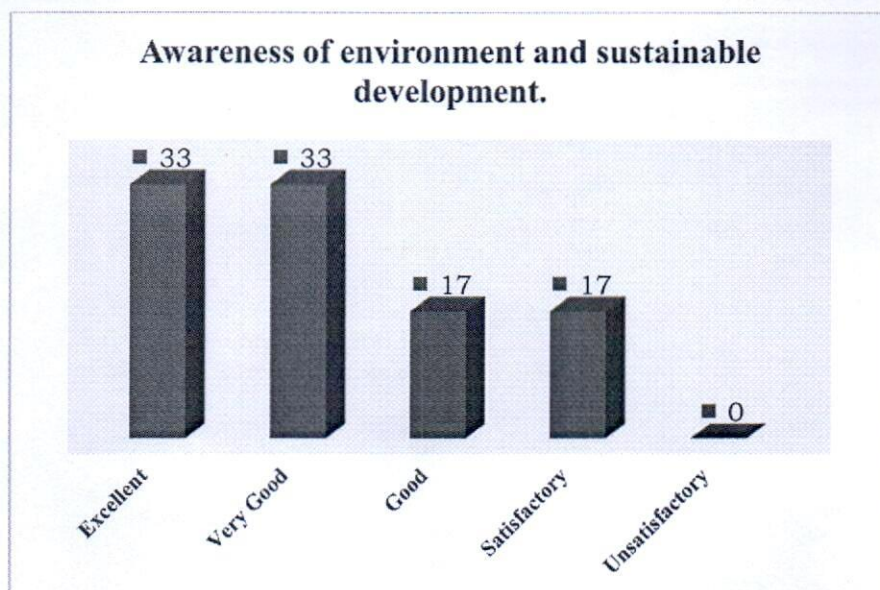


The feedback suggests a largely positive view of the workplace's response to challenges, with room for improvement in creativity and innovation.



Awareness of environment and sustainable development.

Response	Percentage	Respondents
Excellent	33	2
Very Good	33	2
Good	17	1
Satisfactory	17	1
Unsatisfactory	0	0
Total	100	6



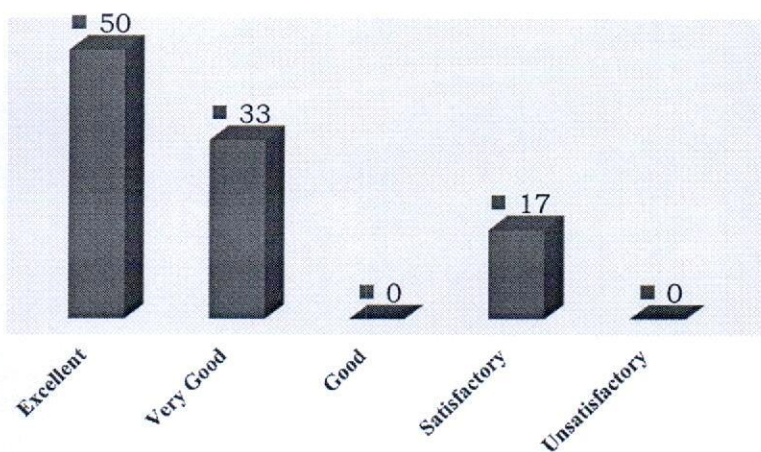
Most respondents (66%) feel the students have a high level of awareness (Excellent or Very Good). A smaller portion (17%) feels the students have a satisfactory understanding, with no one rating it as unsatisfactory.



The efforts of Training & Placement cell of the university.

Response	Percentage	Respondents
Excellent	50	3
Very Good	33	2
Good	0	0
Satisfactory	17	1
Unsatisfactory	0	0
Total	100	6

The efforts of Training & Placement cell of the university.

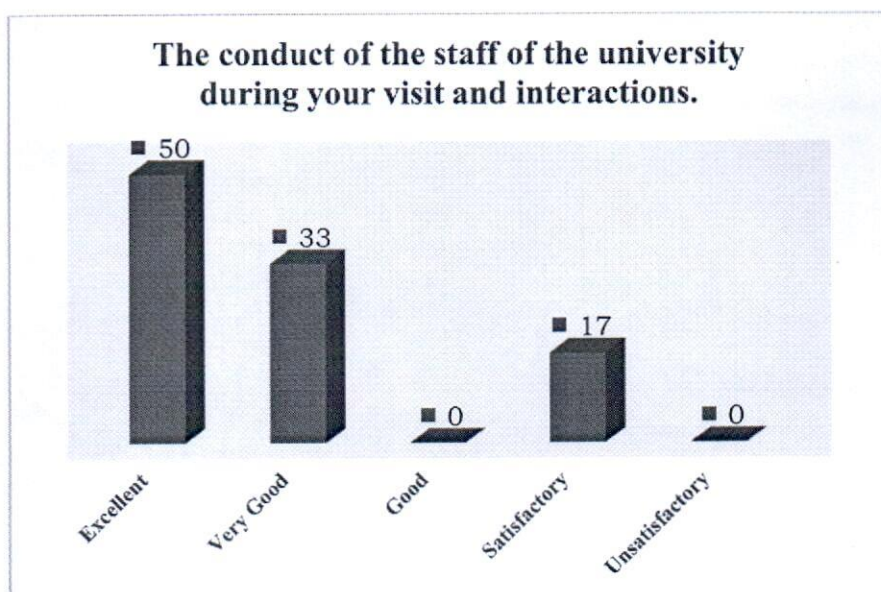


This feedback reflects that the majority of respondents (83%) rated the T&P cell's efforts positively, with 50% rating it as excellent.



The conduct of the staff of the university during your visit and interactions.

Response	Percentage	Respondents
Excellent	50	3
Very Good	33	2
Good	0	0
Satisfactory	17	1
Unsatisfactory	0	0
Total	100	6



The staff conduct during the visit seems to be highly regarded, with most feedback leaning towards positive or excellent.

